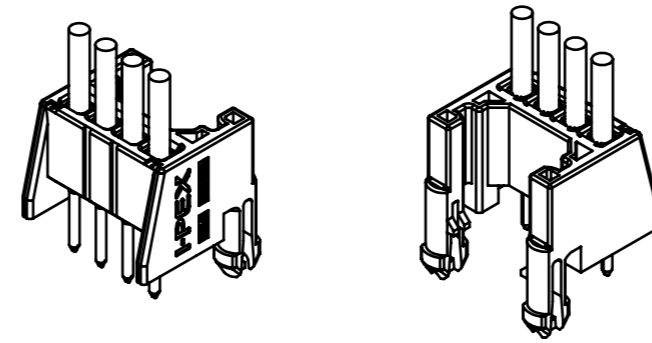
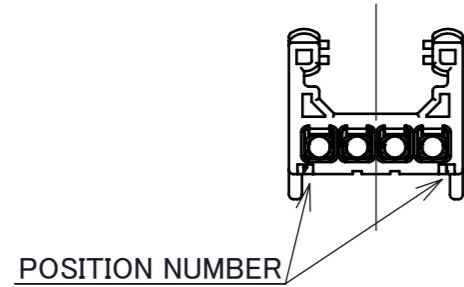
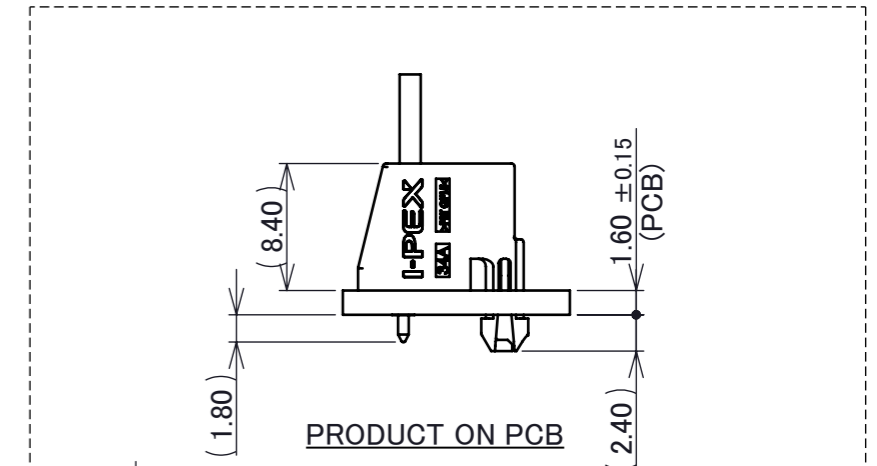


1		2		3		4		5	
VARIATIONS	ASS'Y PART NO.	HOUSING PART NO.	TERMINAL PART NO.	A	B	C	D	E	
2P	V0145-002A-01	V0145-91002-01	V0145-71001-01	6.5	4.5	2.5	4.5	2.5	
◆3P	V0145-003A-01	V0145-91003-01		9.0	7.0	5.0	7.0	5.0	
4P	V0145-004A-01	V0145-91004-01		11.5	9.5	7.5	9.5	7.5	
5P	V0145-005A-01	V0145-91005-01		14.0	12.0	10.0	12.0	10.0	
6P	V0145-006A-01	V0145-91006-01		16.5	14.5	12.5	14.5	12.5	
7P	V0145-007A-01	V0145-91007-01		19.0	17.0	15.0	17.0	15.0	
◆8P	V0145-008A-01	V0145-91008-01		21.5	19.5	17.5	19.5	17.5	
◆9P	V0145-009A-01	V0145-91009-01		24.0	22.0	20.0	22.0	20.0	
◆10P	V0145-010A-01	V0145-91010-01		26.5	24.5	22.5	24.5	22.5	

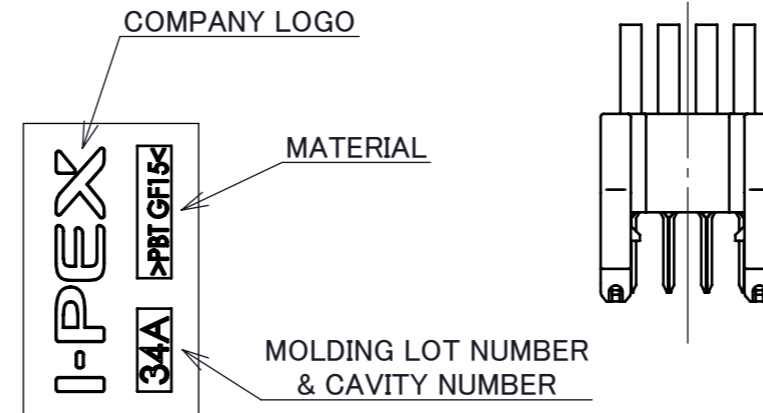
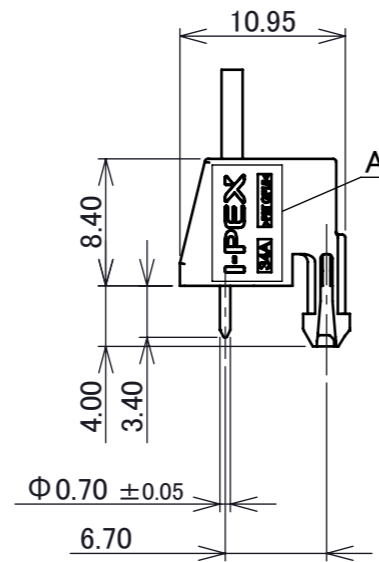
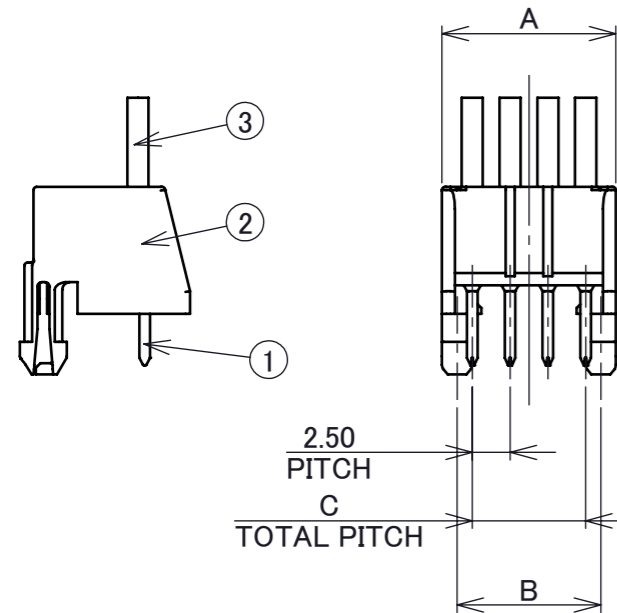
◆MARK MEANS NOT AVAILABLE.



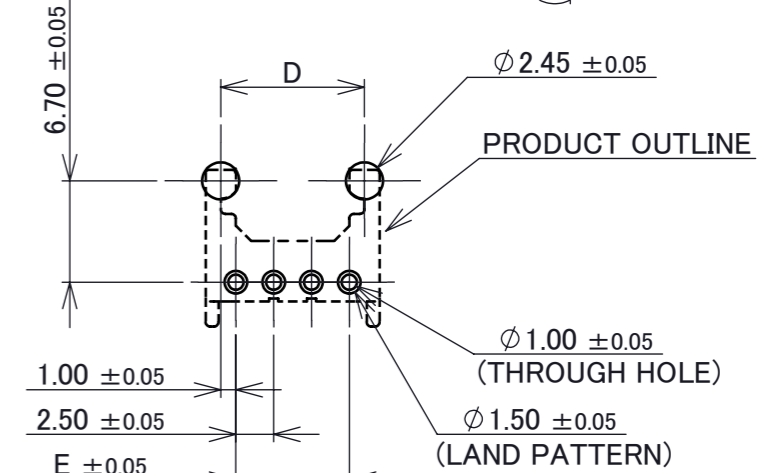
ISOMETRIC VIEW



PRODUCT ON PCB



DETAIL A
SCALE 5 : 1



RECOMMENDED PCB PATTERN

NOTE

- CABLE SIZE: 0.3 mm² (FINISHED Φ 1.67 mm MAX.)
- COMPLY WITH ELV/RoHS
- PRODUCT SPECIFICATION NO.: PSS-0041
- HANDLING MANUAL NO.: HDM-0035

NO.	DESCRIPTION	MATERIAL	FINISH/COLOR/REMARKS
3	CABLE	-	-
2	HOUSING	GLASS FILLED PBT	BLACK
1	TERMINAL	BRASS	REFLOW Sn

REVISION RECORD					ANGLE	PROJECTION	SERIES No.	CUSTOMER COPY		
1	S2486	Y.I	Aug./28/'24	J.T	±2°	6 OVER 30 MAX. ±0.3	R0	I-PEX		
0	S2466	Y.I	July/02/'24		6 MAX. ±0.2	30 OVER 120 MAX. ±0.5		SCALE	2:1	
REV.	ECN	BY	DATE	APP.	GENERAL TOLERANCE.	120 OVER ±0.5%	TITLE	UNIT	mm	
					DWG.	Y. IMAE	DATE	SIZE	SHEET	REV.
					CHK.	H. KURITA	July/05/'24	A3	1/1	1
					APP.	J. TATEISHI	July/05/'24			
							DWG. No.			
							CV0145-00NA			

QHIM-E1A001-09-A3C Rev.2