PART No.
82661-100B-02-D

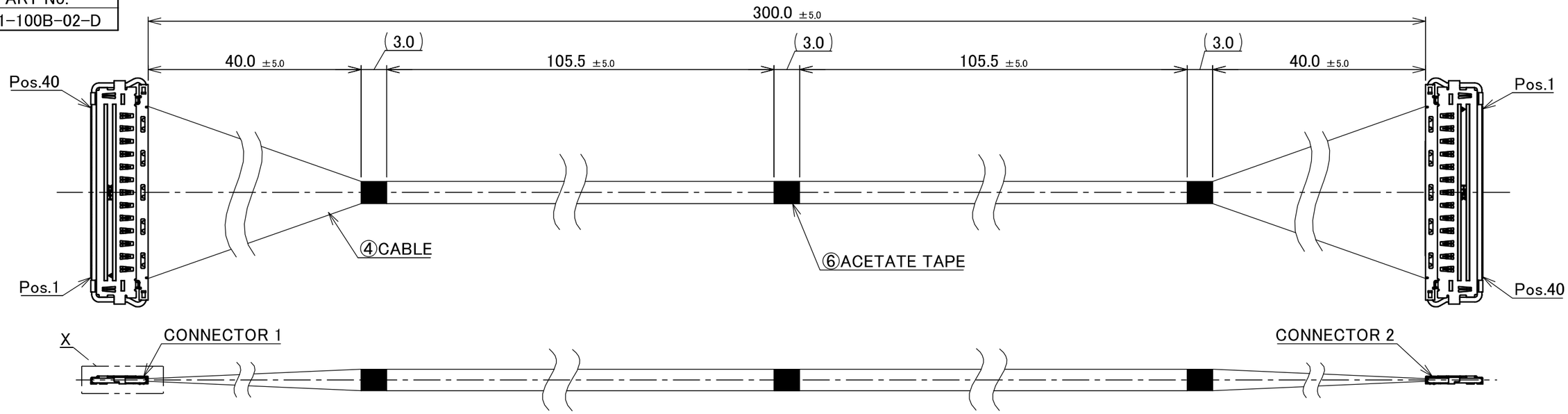

CONNECTOR 1&2
(S=5/1)

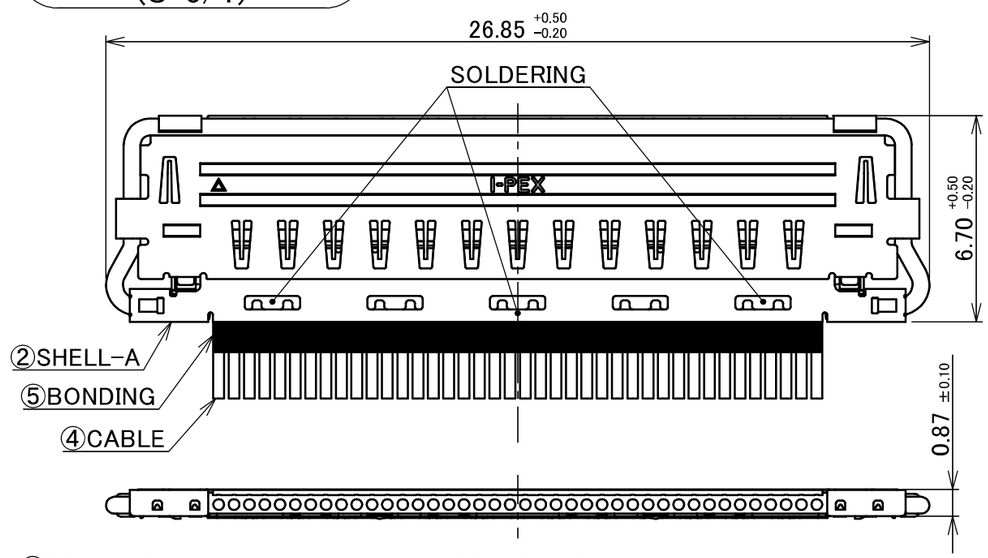

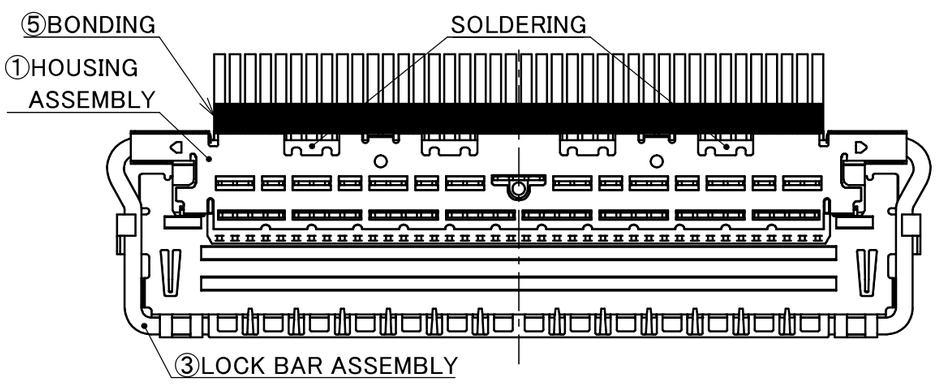

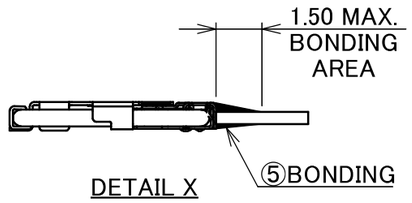

DETAIL X
(S=5/1)

NOTE.
1. TO HANDLE THIS CONNECTOR
   YOU MUST READ AND FOLLOW THE INSTRUCTION MANUAL BELOW.
   I-PEX INSTRUCTION MANUAL No.HIM-17015.
2. ELECTRIC CHARACTERICTICS
   WITHSTANDVOLTAGE : AC 250V LEAKAGE CURRENT 2.0mA MAX.
   INSULATION RESISTANCE : 50MΩ MIN. DC 100V
3. THE OPERATING TEMPERATURE OF THE HARNESS : 80℃ MAX.
4. RATING VOLTAGE : 30V

PIN ASSIGNMENT		
CONNECTOR 1	CABLE	CONNECTOR 2
40	MICRO-COAXIAL CABLE AWG#40 50 OHM, BLUE	1
39	MICRO-COAXIAL CABLE AWG#40 50 OHM, BLUE	2
⋮	MICRO-COAXIAL CABLE AWG#40 50 OHM, BLUE	⋮
2	MICRO-COAXIAL CABLE AWG#40 50 OHM, BLUE	39
1	MICRO-COAXIAL CABLE AWG#40 50 OHM, BLUE	40

NO.	DESCRIPTION	PARTS NO.	QTY	REMARK
6	ACETATE TAPE	–	3	BLACK
5	BONDING	–	–	UV GLUE
4	CABLE	–	40	MICRO-COAXIAL CABLE AWG#40 50 OHM, BLUE
3	LOCK BAR ASS'Y	20848-040T-01	2	CONNECTOR 1&2
2	SHELL-A	3427-0401	2	CABLINE-VS II PLUG P/N : 20846-040T-01
1	HOUSING ASS'Y	20847-040T-01	2	CONNECTOR TO BE MATED : 20849-040E-01

REV.	ECN	BY	DATE	APP.
0	ZM00318	K.B	Nov./20/'25	–

REVISION RECORD

ANGLE	±2°	6 OVER 30 MAX.	±0.3
6 MAX.	±0.2	30 OVER 120 MAX.	±0.5

GENERAL TOLERANCE.

PROJECTION

SERIES No. IH-200016

CUSTOMER COPY

DWG. K.Baba DATE 2025/11/20

CHK. R.Takei

APP. H.Ikari

TITLE CABLINE®-VS II 40P HARNESS

DWG. No. 82661

SCALE 2:1

UNIT mm

SIZE A3 SHEET 1/1 REV. 0

I-PEX

Confidential C

I-PEX Inc.

QKE-DFFDE06-02 REV.12