

Recommended P/N 20679-0**T-01

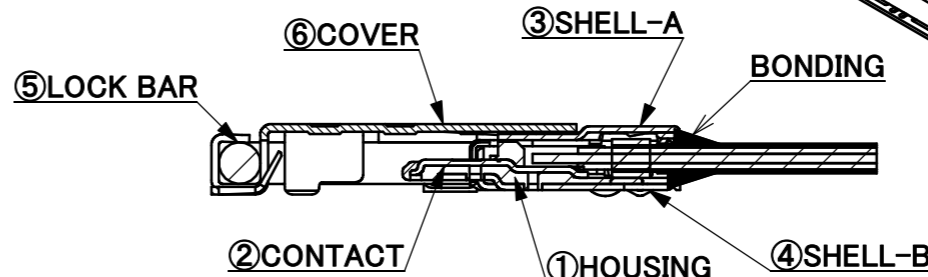
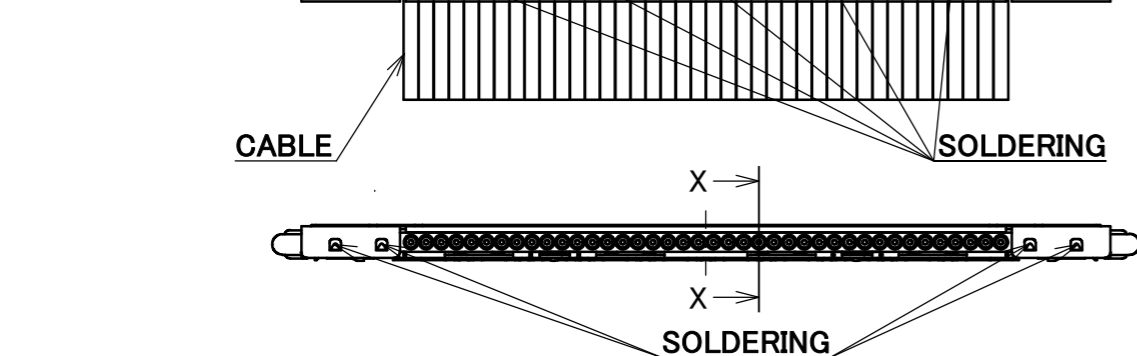
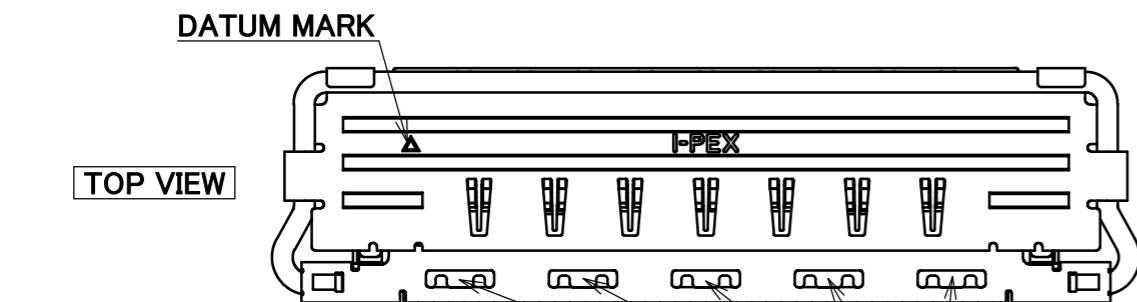

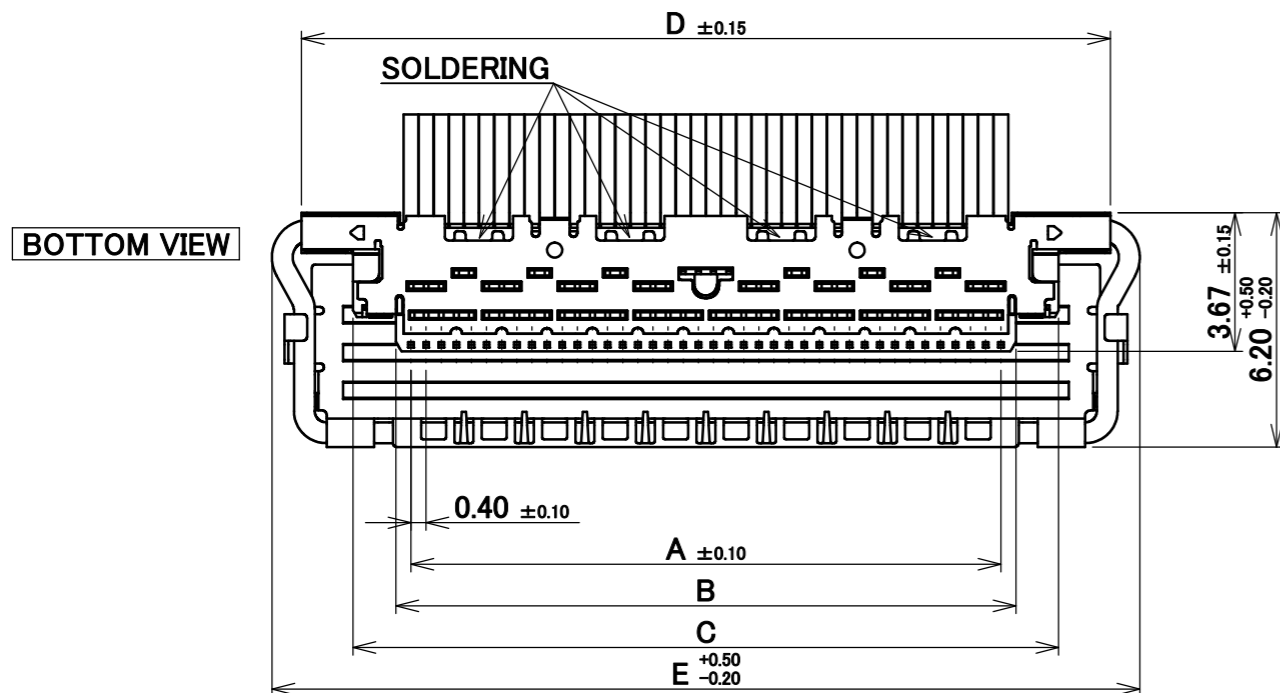
PART NO.	Pos.	A	B	C	D	E
20679-020T-01	20	7.60	8.40	10.66	13.40	14.95
20679-030T-01	30	11.60	12.40	14.66	17.40	18.95
20679-040T-01	40	15.60	16.40	18.66	21.40	22.95
20679-050T-01	50	19.60	20.40	22.66	25.40	26.95



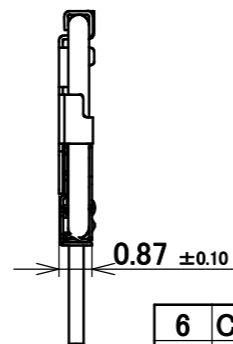
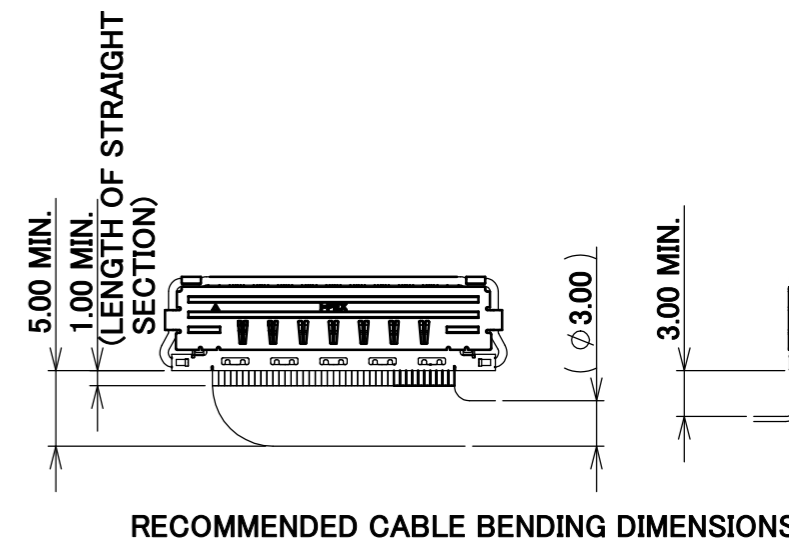
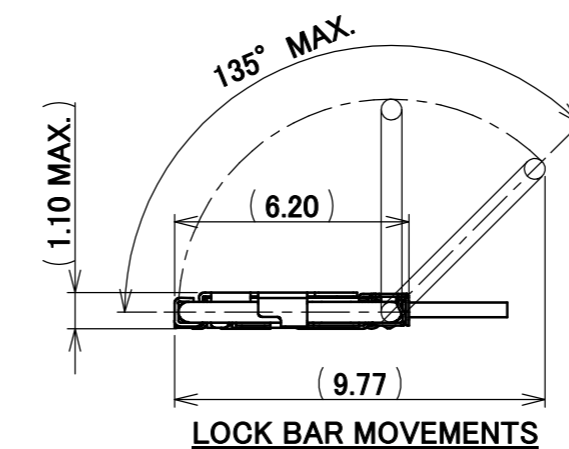
Halogen Free



RoHS Compliant



SECT. X-X
(S=10/1)



NO.	DISCRIPTION	MATERIAL	FINISH , REMARKS
6	COVER	PHOSPHOR BRONZE	ALL OVER Ni 1.00 μ m MIN.
5	LOCK BAR	SUS	-
4	SHELL-B	PHOSPHOR BRONZE	PARTIAL Au 0.003 μ m MIN. OVER Ni 1.00 μ m MIN.
3	SHELL-A	PHOSPHOR BRONZE	PARTIAL Au 0.003 μ m MIN. OVER Ni 1.00 μ m MIN.
2	CONTACT	PHOSPHOR BRONZE	ALL OVER Ni 1.00 μ m MIN. CONTACT & SOLDERING AREA : Au 0.03 μ m MIN.
1	HOUSING	LCP	UL94V-0 ,BLACK

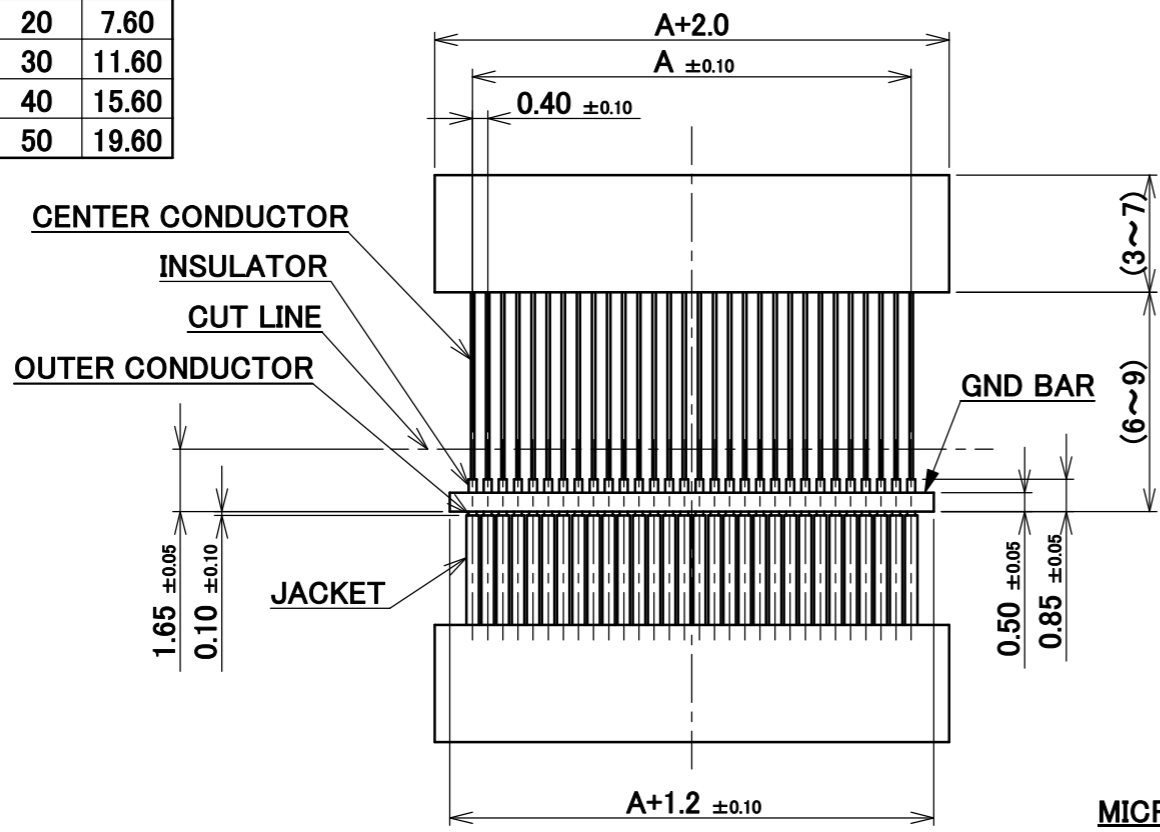
REV.	ECN	BY	DATE	APP.	APP.	CHK.	DATE	PROJECTION	SERIES No.	TITLE	SCALE	SHEET	REV.
8	Z230042	K.B	Jan./13/'23	H.I	ANGLE	±2°	6 OVER 30 MAX.	±0.3	R1R1R2	CABLINER® -CA II PLUG FOR CABLE ASSEMBLY	5:1	A3	8
7	Z220151	K.Hara	Feb./14/'22	H.I	6 MAX.	±0.2	30 OVER 120 MAX.	±0.5					
6	Z181515	Y.M	Nov./19/'18	H.I	GENERAL TOLERANCE.								
5	Z180883	A.K	July/06/'18	H.I	DWG.	T.Masunaga		DATE	2015/03/24				
4	Z170200	T.M	Feb./27/'17	H.I	J.Tateishi								
3	Z161039	T.M	Aug./23/'16	J.T	E.Kawabe								
REVISION RECORD					E.Kawabe				DWG. No.	20679	SIZE	1/3	

PATENT REGISTERED

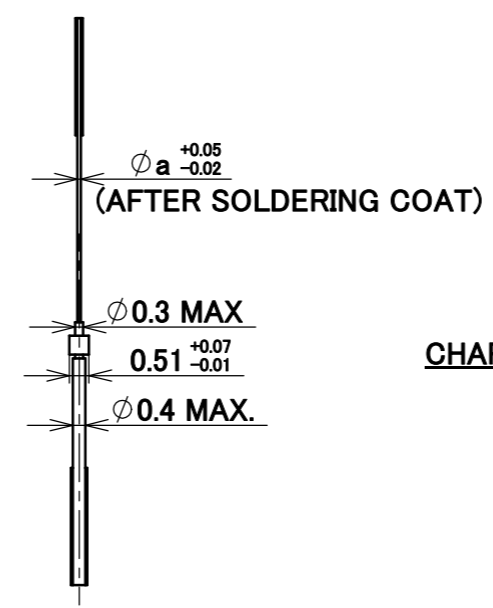
ITEMS	SPECIFICATION
APPLICABLE CABLE	MICRO COAX : AWG# 44 , 42 , 40 , 38 , 36 DISCRETE : AWG# 36 , 34 TWINCOAX : AWG# 40 , 42
RATING VOLTAGE	100V AC (PER CONTACT)
RATING AMPERAGE (FOR CONTACT)	0.1A AC/DC [AWG#44] PER CONTACT/UP TO 50 CONTACTS 0.24A AC/DC [AWG#42] PER CONTACT/UP TO 50 CONTACTS 0.3A AC/DC [AWG#40] PER CONTACT/UP TO 50 CONTACTS 0.5A AC/DC [AWG#38] PER CONTACT/UP TO 18 CONTACTS 0.8A AC/DC [AWG#36] PER CONTACT/UP TO 6 CONTACTS 1.0A AC/DC [AWG#34] PER CONTACT/UP TO 6 CONTACTS ※TESTING BY A REAL MACHINE IS RECOMMENDED BECAUSE TEMPERATURE RISE MAY AFFECTED BY ACTUAL SITUATION
OPERATING TEMPERATURE	248~378K(-40°C~105°C)
OPERATING HUMIDITY	85% MAX.(NON-CONDENDING)
CONTACT RESISTANCE	INITIAL : 180mohm MAX.(AWG#34) / AFTER TEST : \triangleleft 40mohm MAX. 275mohm MAX.(AWG#36) 360mohm MAX.(AWG#38) 600mohm MAX.(AWG#40) 700mohm MAX.(AWG#42) 1080mohm MAX.(AWG#44)
GROUND SHELL RESISTANCE	INITIAL : 50mohm MAX. / AFTER TEST : \triangleleft 40mohm MAX.
INSULATION RESISTANCE	INITIAL : 1000Mohm MIN. / AFTER TEST : 500Mohm MIN.
DIELECTRIC WITHSTANDING VOLTAGE	AC250V 1min
DURABILITY	30 CYCLES
MATING FORCE (INITIAL / AFTER 30 CYCLES)	20P : 9.70N MAX. 30P : 14.55N MAX. 40P : 19.40N MAX. 50P : 24.25N MAX.
UN-MATING FORCE (INITIAL / AFTER 30 CYCLES)	20P : 2.0N MIN. 30P : 3.0N MIN. 40P : 4.0N MIN. 50P : 5.0N MIN.
CABLE RETENTION FORCE	20P : 9.80N MIN. 30P : 14.70N MIN. 40P : 19.60N MIN. 50P : 24.50N MIN.
PRODUCT SPECIFICATION	PRS-2163
TEST REPORT	TR-15103
INSTRUCTION MANUAL	HIM-15033
ASSEMBLY MANUAL	ASM-15005
APPEARANCE CRITERIA NO.	QLS-A***

ANGLE	$\pm 2^\circ$	6 OVER 30 MAX.	± 0.3	PROJECTION 	SERIES No. R1R1R2	CUSTOMER COPY		
6 MAX.	± 0.2	30 OVER 120 MAX.	± 0.5			TITLE CABLINER [®] -CA II PLUG FOR CABLE ASSEMBLY	SCALE 5:1	I-PEX
GENERAL TOLERANCE.				DWG. No. 20679	SIZE A3	UNIT mm	SHEET 2/3	REV. 8
DWG.	DATE							
CHK.								
APP.								

PART NO.	Pos.	A
20679-020T-01	20	7.60
20679-030T-01	30	11.60
20679-040T-01	40	15.60
20679-050T-01	50	19.60



RECOMMENDED MICRO COAX CABLE DIM.



MICRO COAX CABLE AWG#**

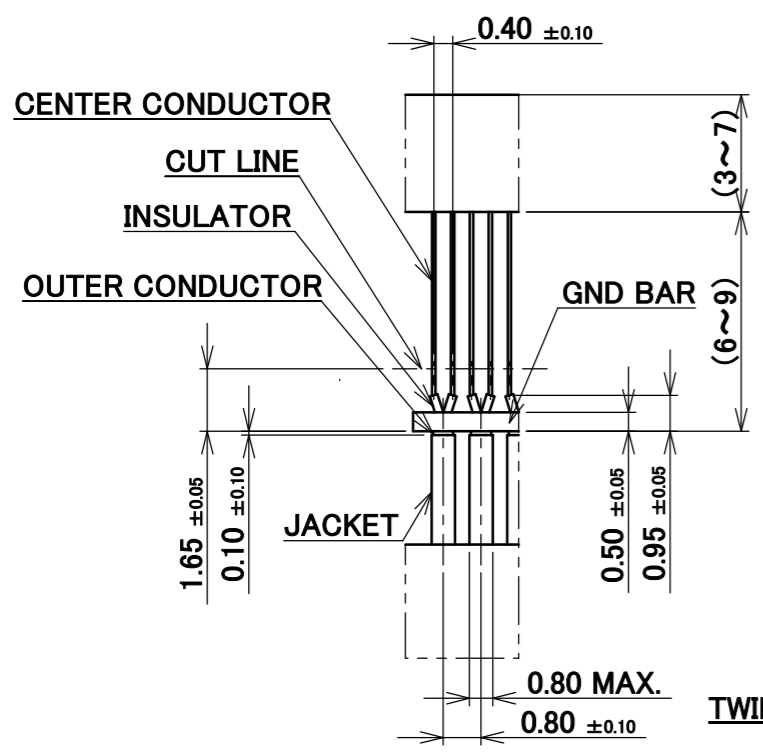
CHARACTERISTIC IMPEDANCE MATCHING MICRO COAX CABLE

	a
#38	0.12
#40	0.09
#42	0.075
#44	0.063

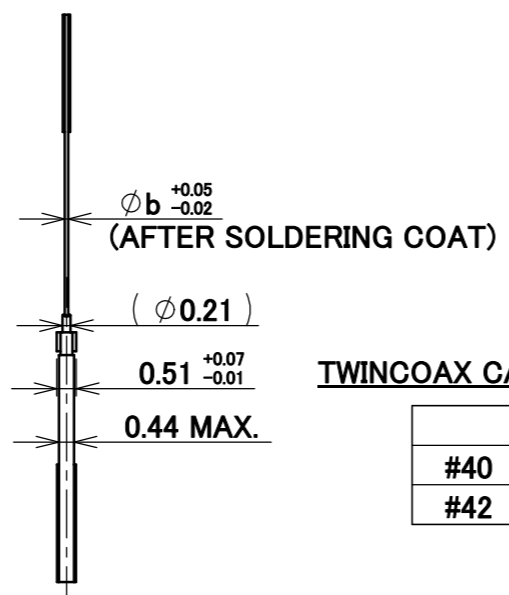
CHARACTERISTIC IMPEDANCE UN-MATCHING MICRO COAX CABLE

	a
#36	0.15

MICRO COAX CABLE #36 : NOT RECOMMENDED FOR HIGH SPEED SIGNAL TRANSFER



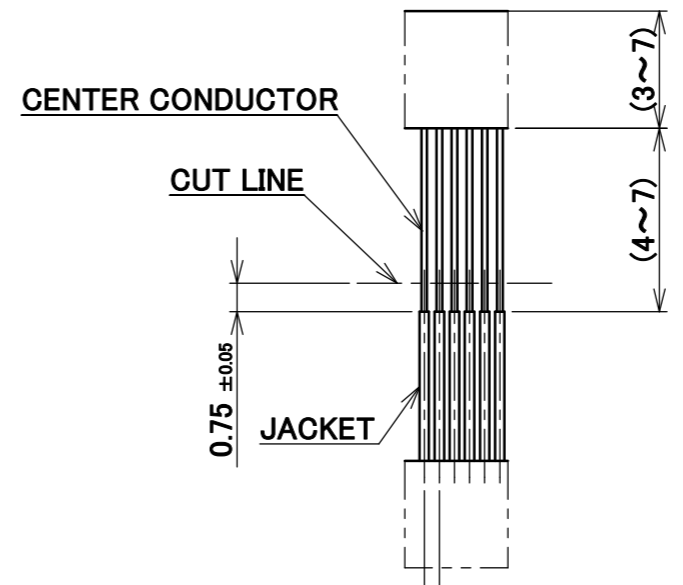
RECOMMENDED TWINCOAX CABLE DIM.



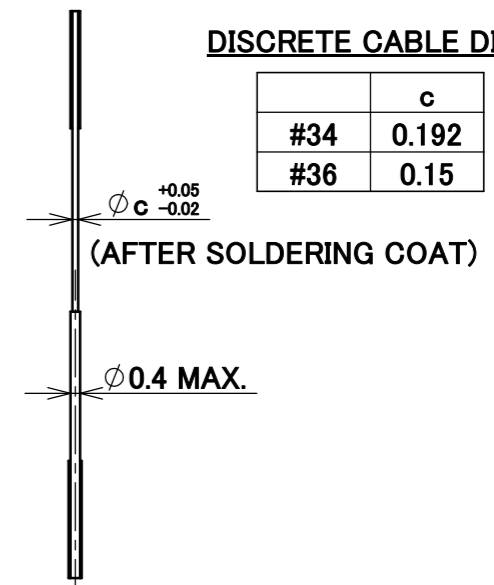
TWINCOAX CABLE DIMENSION

	b
#40	0.09
#42	0.075

TWINCOAX CABLE AWG#**



RECOMMENDED DISCRETE CABLE DIM.



DISCRETE CABLE AWG#**

DISCRETE CABLE DIMENSION

	c
#34	0.192
#36	0.15

ANGLE	±2°	6 OVER 30 MAX.	±0.3	PROJECTION ⊕	SERIES No. R1R1R2	CUSTOMER COPY	
6 MAX.	±0.2	30 OVER 120 MAX.	±0.5				
GENERAL TOLERANCE.				TITLE CABLIN® -CA II PLUG FOR CABLE ASSEMBLY	SCALE 5:1	UNIT mm	
DWG.	DATE						
CHK.							
APP.							
DWG. No. 20679				SIZE A3	SHEET 3/3	REV. 8	