
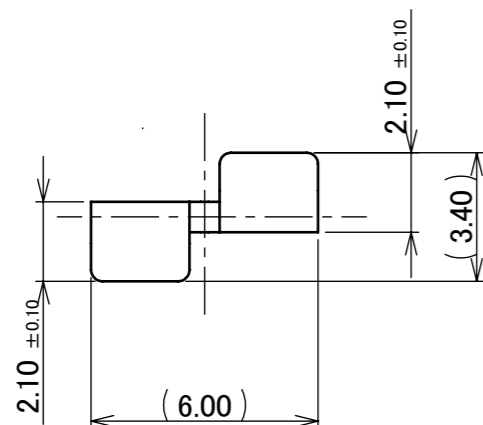
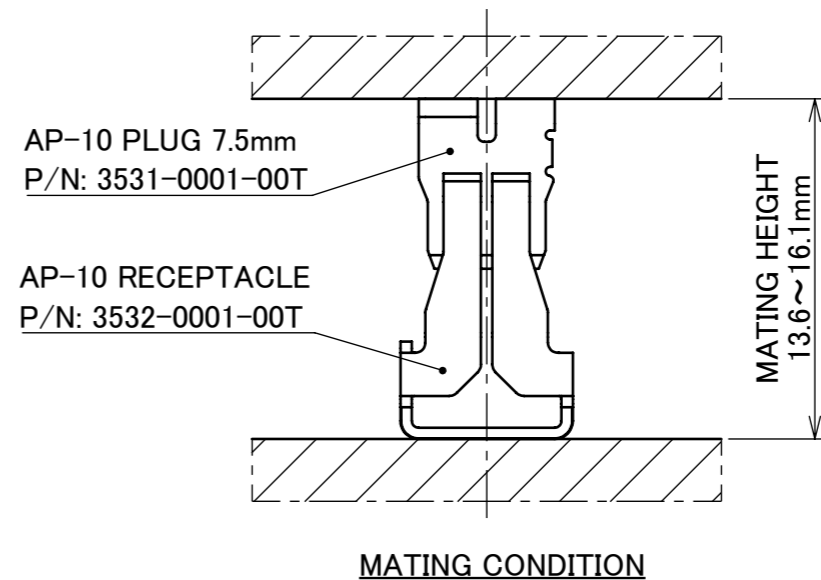
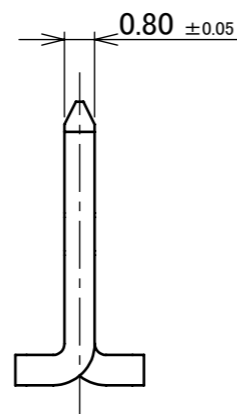
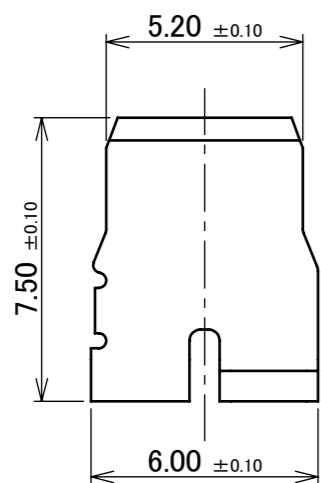
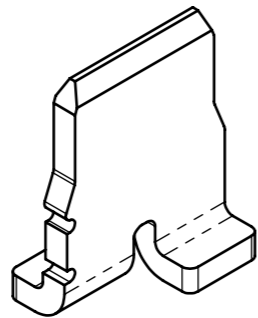
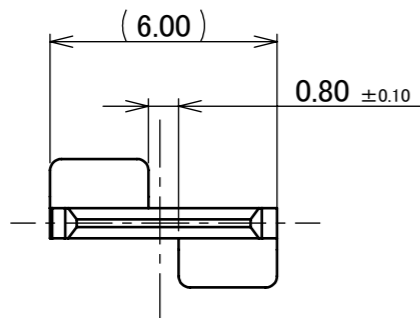


Recommended P/N 3531-0001-00T

PART NO.  
3531-0001-00T



IATF 16949 Cetified [Planned]



NOTES.  
1. APPLICABLE CONNECTOR  
AP-10 RECEPTACLE (P/N: 3532-0001-00T)

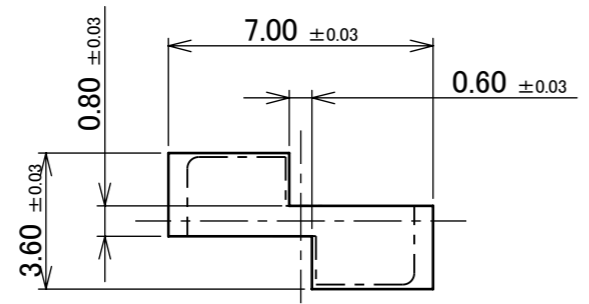
NO.	DESCRIPTION	MATERIAL	FINISH, REMARKS
1	PLUG	BRASS	Sn 1.00 μm ~ 4.50 μm OVER Ni 1.00 μm ~ 4.50 μm

REV.	ECN	BY	DATE	APP.	APP.	DWG. No.	SIZE	SHEET	REV.	
5	Z231434	J.G	2023/11/30	Y.H	ANGLE	±2°	6 OVER 30 MAX.	±0.3	PROJECTION SERIES No. R1 TITLE AP-10 PLUG 7.5mm SCALE 5:1 UNIT mm I-PEX	
4	Z230029	F.J	2023/01/17	Y.H	6 MAX.	±0.2	30 OVER 120 MAX.	±0.5		
3	Z220290	K.T	2022/03/14	Y.H	GENERAL TOLERANCE.					
2	Z200243	K.T	2020/03/02	T.Y	DWG.	DATE				
1	Z200117	T.Y	2020/01/27	Y.S	T.Yamauchi		2019/08/01			
0	Z191026	T.Y	2019/08/01		CHK.	-				
REV.	ECN	BY	DATE	APP.	APP.	DWG. No.	3531	A3	1/4	5

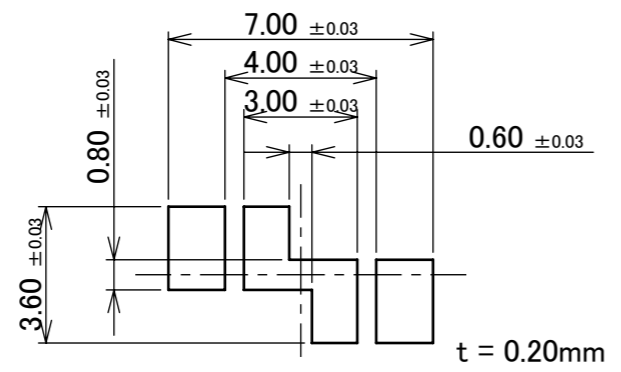
ITEMS	SPECIFICATION
APPLICABLE CONNECTOR PART No.	3532-0001-00T
RATING AMPERAGE	16A DC
TEMPERATURE RISE	△15.0°C MAX.
COMPONENT TEMPERATURE(ENERGIZATION)	233~378K(-40°C~+105°C)
OPERATING HUMIDITY	85% MAX.(NON-CONDENSING)
CONTACT RESISTANCE	INITIAL : 1.0 mohm MAX. / AFTER TEST : 1.0 mohm MAX.
DURABILITY	3 CYCLES
MATING FORCE/UNMATING FORCE	15.0 N MAX./15.0 N MAX.
COPLANARITY	0.10mm MAX.
PRODUCT SPECIFICATION	PRS-2616
TEST REPORT	TR-19063
PACKING STANDARD	PST-17120
APPEARANCE CRITERIA No.	QLS-A***

ANGLE	±2°	6 OVER 30 MAX.	±0.3	PROJECTION ⊕	SERIES No. R1	CUSTOMER COPY		
6 MAX.	±0.2	30 OVER 120 MAX.	±0.5					
GENERAL TOLERANCE.				TITLE AP-10 PLUG 7.5mm	SCALE 5:1 UNIT mm	<b>I-PEX</b>		
DWG.	DATE							
CHK.								
APP.								
				DWG. No.	3531	SIZE A3	SHEET 2/4	REV. 5

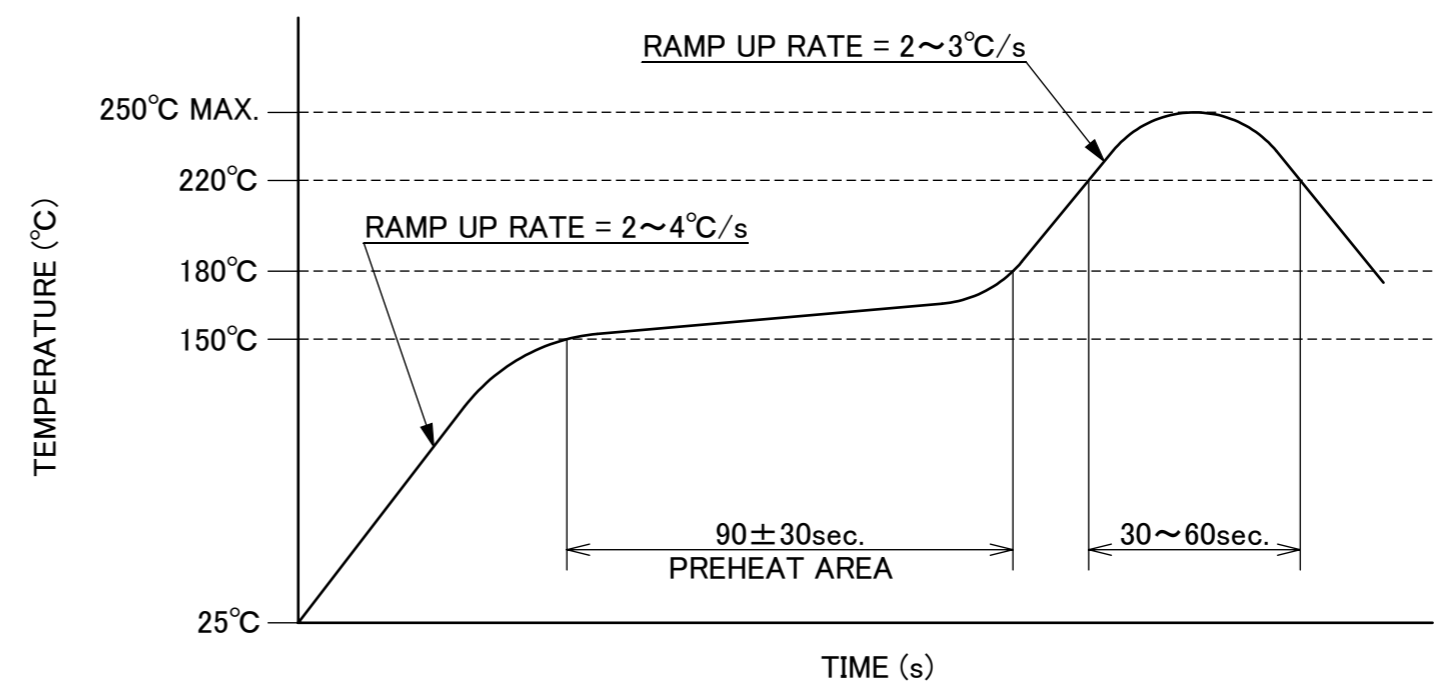
PART NO.  
3531-0001-00T



RECOMMENDED FOOTPRINT PATTERN



RECOMMENDED METAL MASK

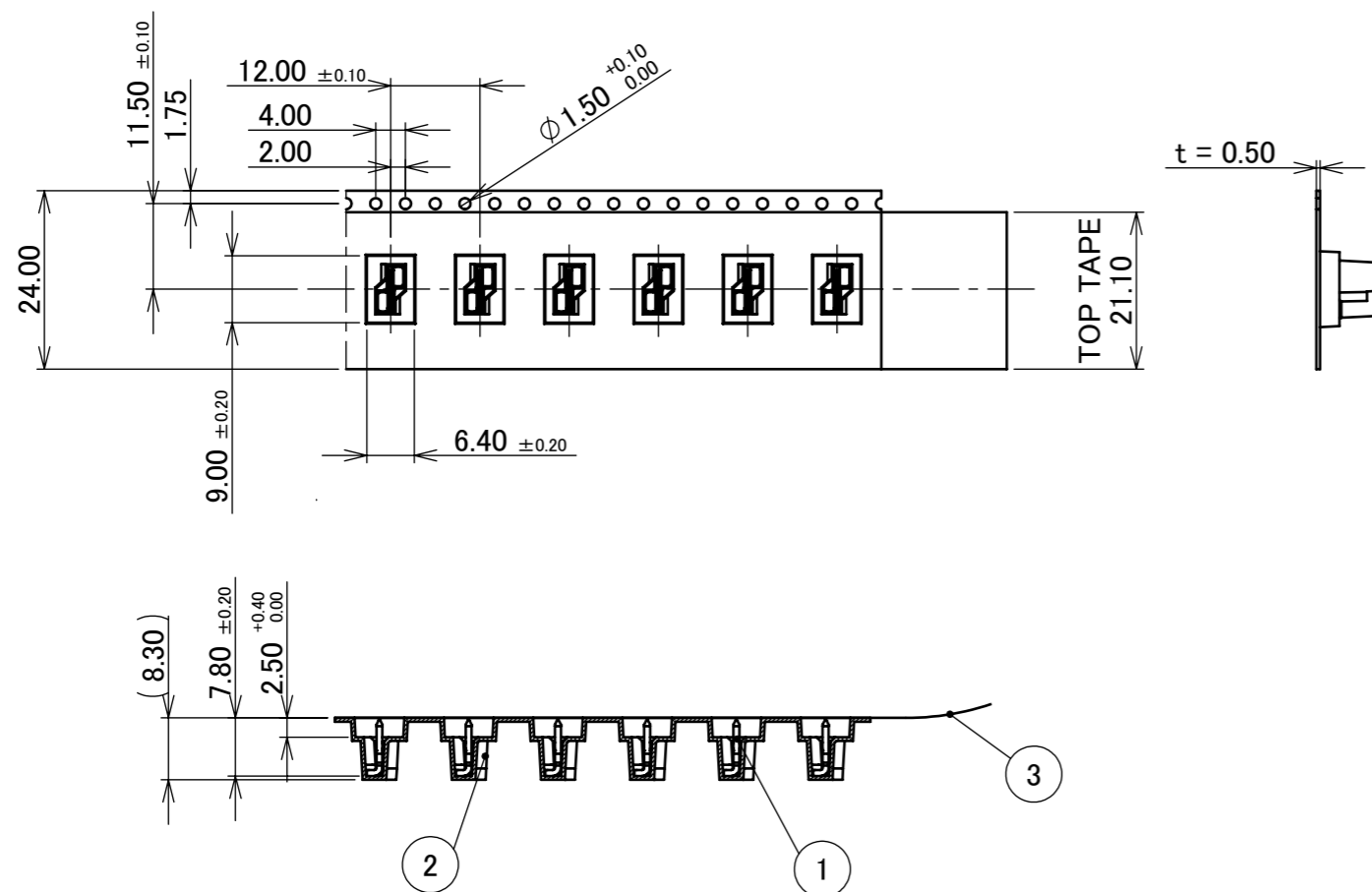
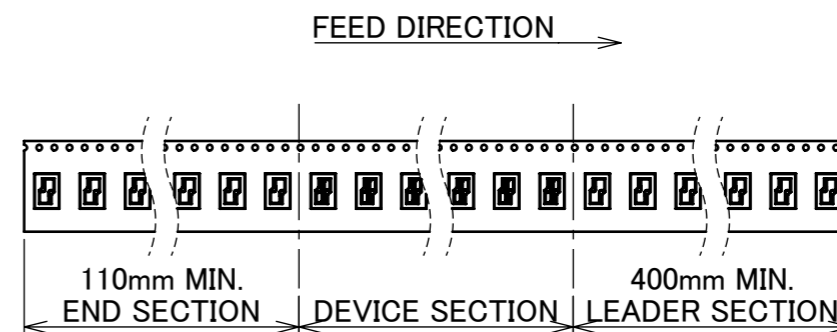
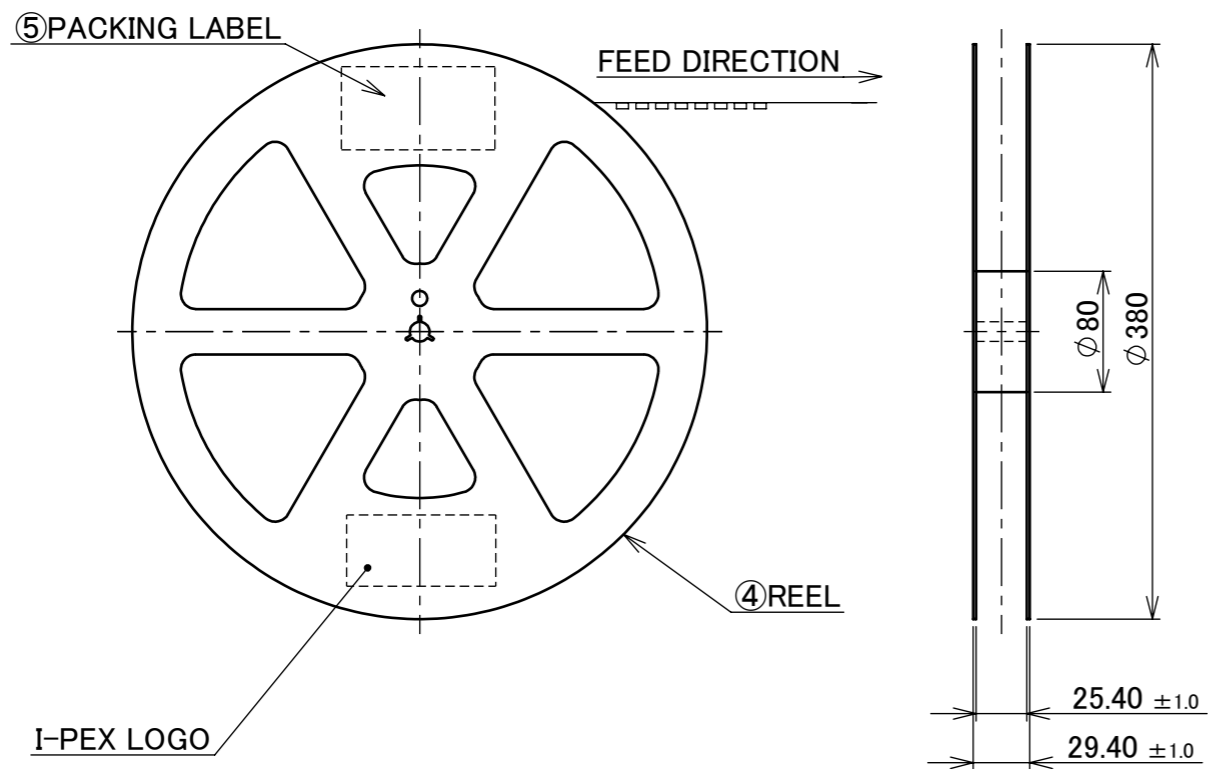


REFLOW TEMPERATURE PROFILE  
SENJU METAL INDUSTRY CO., LTD. : M705-SHF(Sn96.5 Ag3.0 Cu0.5)

ANGLE	±2°	6 OVER 30 MAX.	±0.3	PROJECTION ⊕	SERIES No. R1	CUSTOMER COPY			
6 MAX.	±0.2	30 OVER 120 MAX.	±0.5			SCALE 5:1	<b>I-PEX</b>		
GENERAL TOLERANCE.				TITLE AP-10 PLUG 7.5mm		UNIT mm			
DWG.	DATE			DWG. No. 3531		SIZE A3	SHEET 3/4	REV. 5	

PART NO.	QTY. PER EMBOSS REEL (PIECES / REEL)	QTY. PER PACKING CARTON (REELS / CARTON)
3531-0001-00T	700 PIECES / REEL	5 REELS / CARTON = 3,500 PIECES

IATF 16949 Cetified [Planned]



- NOTES.
2. TAPING SPECIFICATION FOLLOWS JIS C 0806 (IEC 60286-3).
  3. MAKE EMPTY SECTION OF LEADER AND END ON EACH END OF THE TAPE.
  4. TOP TAPE SHALL NOT STICK OUT FROM EMBOSS TAPE.
  5. TOP TAPE SHALL NOT COVER FEED HOLE.

NO.	DESCRIPTION	MATERIAL	FINISH, REMARKS
5	PACKING LABEL	-	-
4	REEL	PS	BLACK
3	TOP TAPE	PET	ANTI-STATIC TYPE
2	EMBOSS TAPE	PS	ANTI-STATIC TYPE
1	CONNECTOR	BRASS	Sn OVER Ni

ANGLE	±2°	6 OVER 30 MAX.	±0.3	PROJECTION ⊕	SERIES No. R1	CUSTOMER COPY			
6 MAX.	±0.2	30 OVER 120 MAX.	±0.5						
GENERAL TOLERANCE.				TITLE		SCALE	<b>I-PEX</b>		
DWG.	DATE			AP-10 PLUG 7.5mm		5:1			
CHK.						UNIT			
APP.				DWG. No. 3531		mm			
						SIZE	SHEET	REV.	
						A3	4/4	5	