

CABLINE®-VS PLUG HOUSING ASS'Y

Part No. 20454-***T-**/20491-030T/20491-040T

Packing Standard

12	S18085	March 27, 2018	M.Nakamura	T.Kurachi	H.Ikari
11	S14481	November 24, 2014	K.Tsusu	-	E.Kawabe
10	S13050	February 18, 2013	H.Ikari	-	T.Harada
Rev.	ECN	Date	Prepared by	Checked by	Approved by

CABLINE-VS PLUG HOUSING ASS'Y Packing Standard

1. 製品名称 (NAME) : CABLINE-VS CONN. PLUG HOUSING ASS'Y

製品番号 (ITEM) :	P/N	NOTE
	20454-***T-**	For Mass Production
	20491-030T	For Inspection
	20491-040T	

2. 梱包材料 (PACKING MATERIAL)

芯数 (POS.)	トレイ (TRAY)				内装カートン (SHIPPING CARTON)	外装カートン (PACKING CARTON)
	外寸法 (MEASURE)	ポケット寸法 (POCKET WIDTH) 図 2 参照 (REFER FIG.2)	ポケット深さ (DEPTH)	ポケット数 (POCKET QTY.)		
20P	360×165	29.0×8.0	3.5	100 (TOTAL)	385×175×90 OUTER	406×406×214 OUTER
30P						
40P		32.0×8.0				
50P						

芯数 (Pos.)	ポリ袋(PLASTIC BAG)	乾燥剤(DESICCANT)
	サイズ(SIZE)	量(1袋あたり) QUANTITY (1 BAG)
20P	700×600	3g×1
30P		
40P		
50P		

3. 梱包数量 (PACKING QTY.)




芯数 (POS.)	入数/溝 (QTY. IN DITCH)	入数/トレイ (QTY. IN TRAY)	入数 (トレイの数) / 内装カートン QTY. IN SHIPPING CARTON (TRAY QTY.)	入数 (内装カートンの数) / 外装カートン QTY. IN PACKING CARTON (S CARTON QTY.)
20P	1	100	2000 (20 枚(TRAYS))	8000 (4 箱(BOXES))
30P				
40P				
50P				

CABLINE-VS PLUG HOUSING ASS'Y Packing Standard

4. 現品票 (LABEL)

- 4-1 現品票は、各 S CARTON、P CARTON へ貼付する。
 4-2 現品票(ラベル)の記入事項は、下記に従う。

- 4-1 Put a label on each S CARTON and P CARTON.
 4-2 Items of label are shown as below.

20090909011300-00001		托盘
P/N	①	CHECK
QTY	②	⑤
LOT	③	⑥
 ⑦	NAME: ④	REMARK
	MADE IN <input type="text"/> ⑥	 
DAI-ICHI SEIKO CO., LTD.		HF

- ①... Part number : Ex. 20454-040T
 ②... QTY.
 ③... Products lot No.

It is constituted from ten figures.(See below.)

N N N N N N N N N N
 A B C D

A : Last two figures of the Christian era (two figures)

B : Month (two figures)

C : Day (two figures)

D : It is code No that I-PEX uses. (four figures)

Example : 090929H010

It means that the Product was manufactured on Sep./29/2009.

- ④... Item : Ex. CABLINE-VS CONN. PLUG HOUSING ASS'Y
 ⑤... Check stamp
 ⑥... Production country
 ⑦... QR Code

5. 梱包形態 (PACKING STYLE)

トレイに入れる製品の向き(Direction of products putting in tray.)

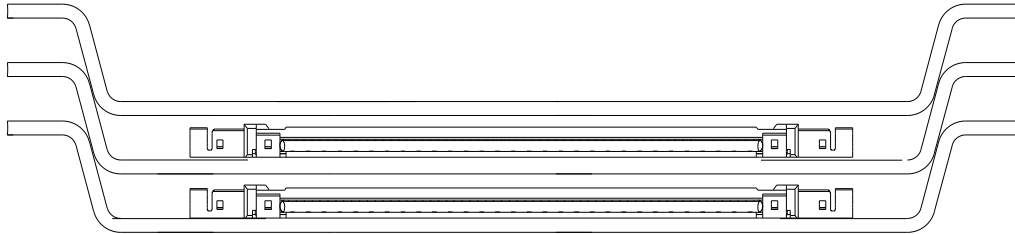


図 1 (Fig.1)

[注記] トレイは同じ向きで重ね、蓋として空トレイを用いる。

([NOTE] Piling the tray to the same direction and putting a lid on the tray with empty tray.)

※ 金属シェルを下面にして梱包する事。

(Move metal shell downward, and pack it.)

OK

NG

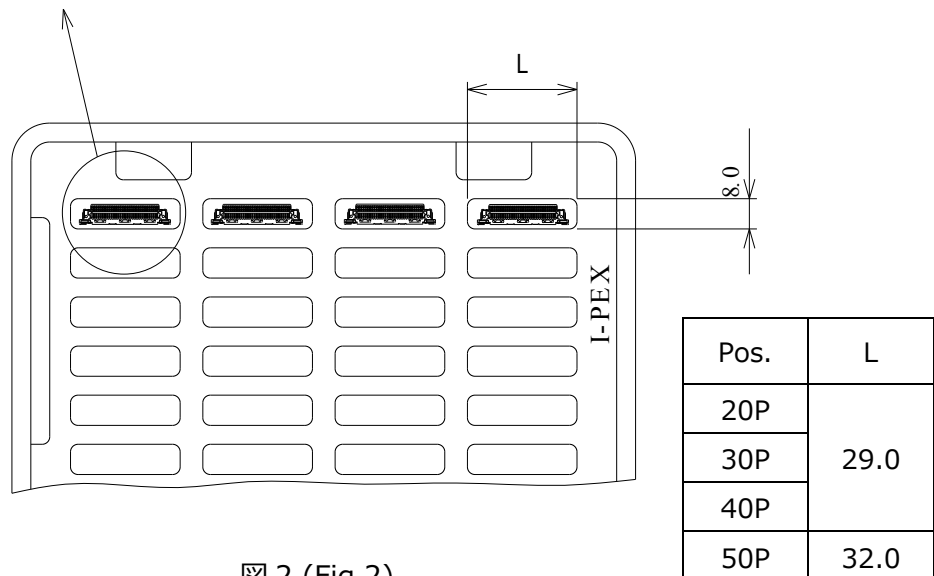
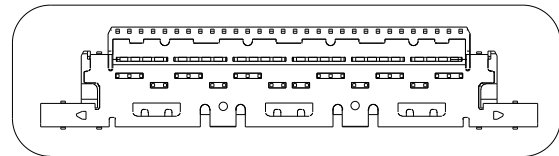
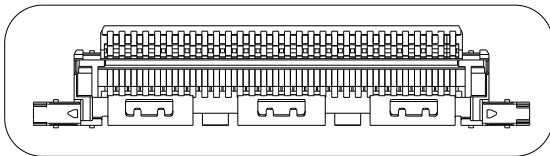


図 2 (Fig.2)

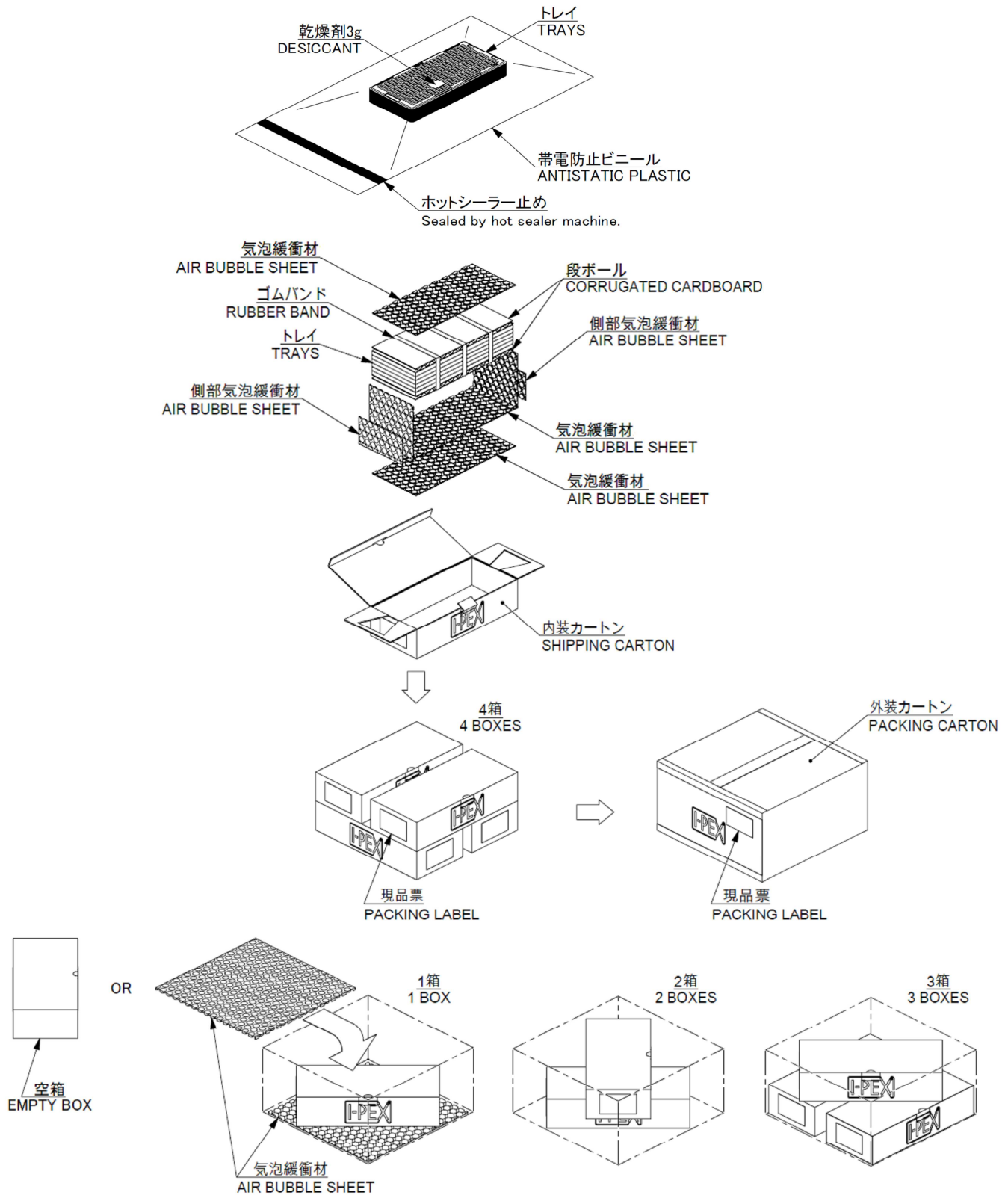


図 3 (Fig.3)

※小箱より製品を取り出す際に、輪ゴム部分を引き上げますとトレイが緩み製品脱落の恐れがあります。

取り扱いの際はご注意ください。

If operator pulls up the rubber band when they take out parts, there is possibility that tray bundle loosen and the parts drop out. Please note the taking up method.

