

CABLINE®-CA II PLUS LOCK BAR ASS'Y WITH PULL TAPE

Part No. 20789-060T-02

Packing Standard

2	S20520	September 30, 2020	A.Koyanagi	T.Kurachi	Y.Shimada
1	S20262	June 18, 2020	A.Koyanagi	T.Kurachi	Y.Shimada
0	S17307	April 21, 2017	T.Masunaga	-	H.Ikari
Rev.	ECN	Date	Prepared by	Checked by	Approved by

CABLINE-CA II PLUS LOCK BAR ASS'Y WITH PULL TAPE Packing Standard

Document No.
PST-17069-C02EN

1. Product Name(s) and Parts Number(s)

CABLINE-CA II PLUS CONN. LOCK BAR ASS'Y : 20789-060T-02

2. Packing Material

Pos.	TRAY				SHIPPING CARTON	PACKING CARTON
	MEASURE	POCKET WIDTH REFER FIG.2	DEPTH	POCKET QTY)		
60P	360×165	32.0×7.5	3.5	80 (TOTAL)	385×175×90 OUTER	406×406×214 OUTER

Pos.	PLASTIC BAG	DESICCANT
	SIZE	QUANTITY (1 BAG)
60P	460×305	3g×1

3. Packing Quantity

Pos.	QTY. PER DITCH	QTY. PER TRAY	QTY. PER SHIPPING CARTON (TRAY QTY.)	QTY. PER PACKING CARTON (S CARTON QTY.)
60P	1	80	1,600 (20 TRAYS)	6,400 (4 BOXES)

CABLIN-CA II PLUS LOCK BAR ASS'Y WITH PULL TAPE Packing Standard

Document No.
PST-17069-C02EN

4. Label

The diagram shows a rectangular label with the following layout:

- Top Left:** Fields for P/N (1), QTY (2), and LOT (3).
- Top Right:** CHECK field (6).
- Bottom Left:** QR Code (5) and MADE IN ***** (7).
- Bottom Middle:** NAME field (4) and RoHS Compliant logo (9).
- Bottom Right:** REMARK field.
- Far Right:** Recycle Mark (8) with '05 PP' and the HF logo (10).

- ① Part Number
- ② Quantity
- ③ Ten Digits Product Lot Number

Y	Y	M	M	D	D	#	#	#	#
Year		Month		Day		Four Digit Code for I-PEX usage			

- ④ Product Name
- ⑤ QR Code
- ⑥ Check Stamp
- ⑦ Country of Origin
- ⑧ Recycle Mark and Compliance Mark
- ⑨ Logo Mark
- ⑩ Manufacture Name

5. Packing Method

Direction of products putting in tray.

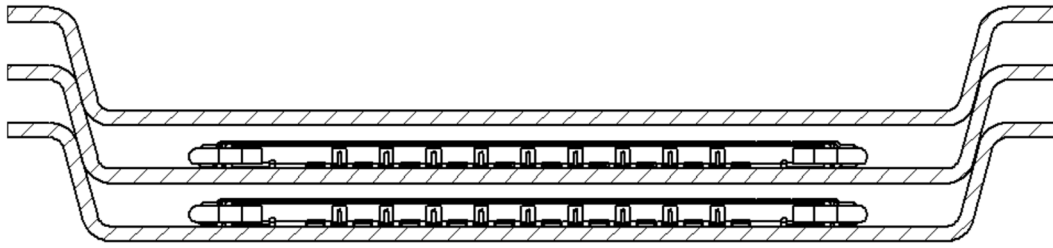


Fig.1

[NOTE] Piling the tray to the same direction and putting a lid on the tray with empty tray.

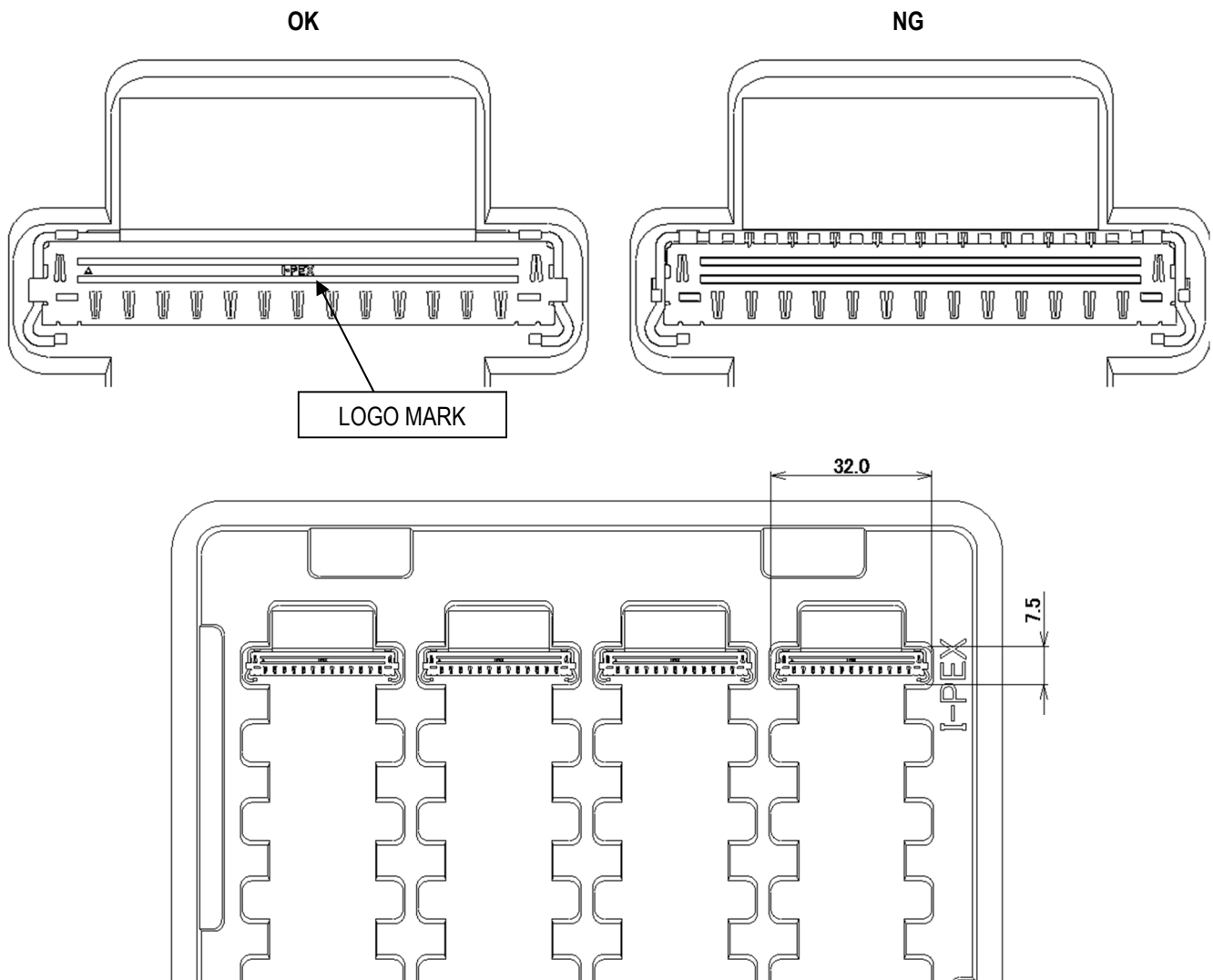


Fig.2

CABLINE-CA II PLUS LOCK BAR ASS'Y WITH PULL TAPE Packing Standard

Document No.
PST-17069-C02EN

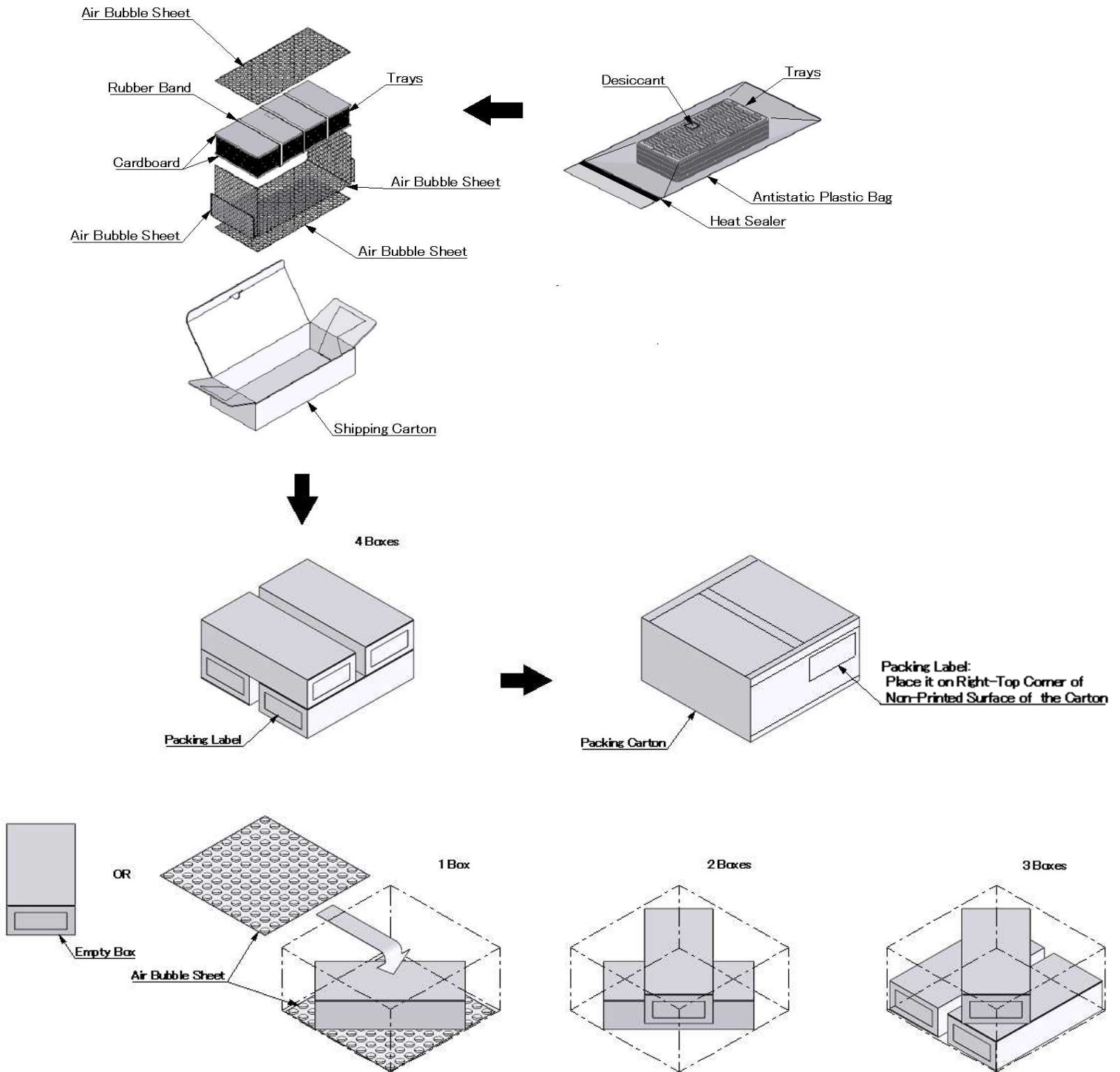


Fig.3

CABLINE-CA II PLUS LOCK BAR ASS'Y WITH PULL TAPE Packing Standard

Document No.
PST-17069-C02EN

※If operator pulls up the rubber band when they take out parts, there is possibility that tray bundle loosen and the parts drop out.
Please note the taking up method.

