

MP-A

埋线用接地爪和弹片



Product Specifications:

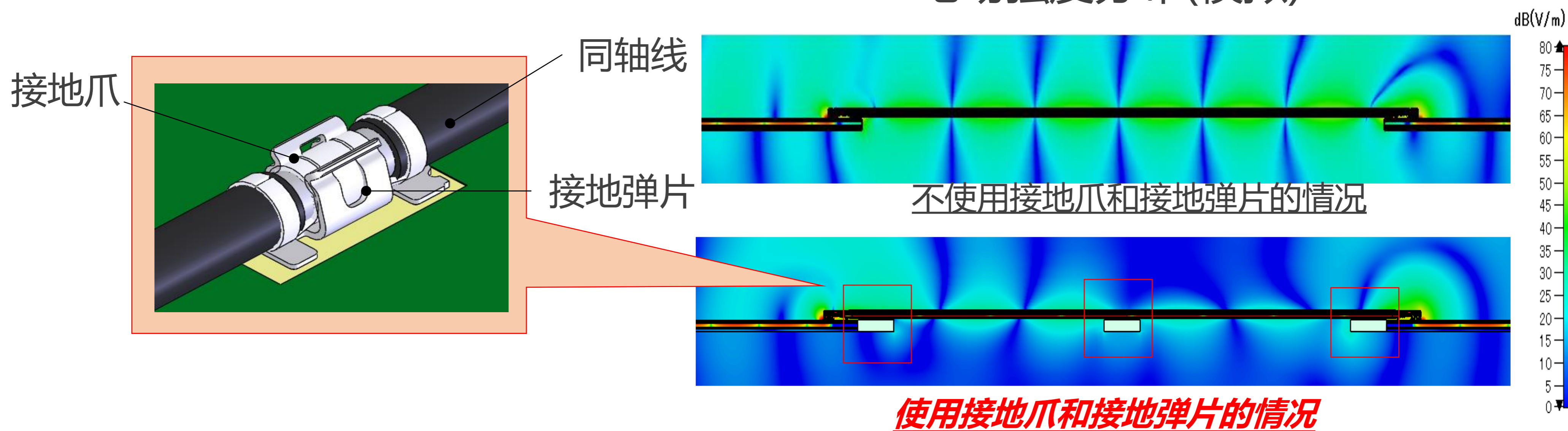
Operating Temperature	233~358 K (-40 °C ~ +85 °C)
Operating Humidity	85% Max. (Non-Codensing)
Contact Resistance	INITIAL :70 mΩ Max / AFTER TEST:70 mΩ Max
Durability	5 CYCLES

Applicable Cable Size:

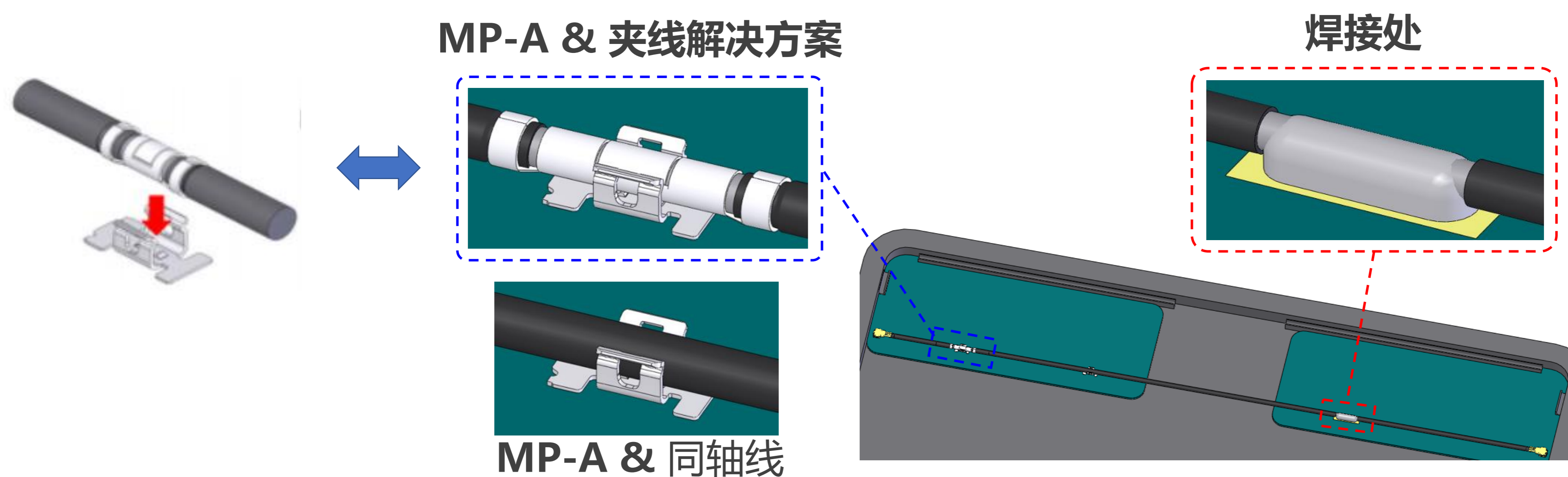
O.D. 1.37 mm / AWG 30
O.D. 1.13 mm / AWG 32
O.D. 0.81 mm / AWG 36
O.D. 0.63 mm / AWG 36

▶ 能够改善复杂射频应用环境下的EMI特性

-电场强度分布(模拟)-



▶ 减少组装和返工的时间



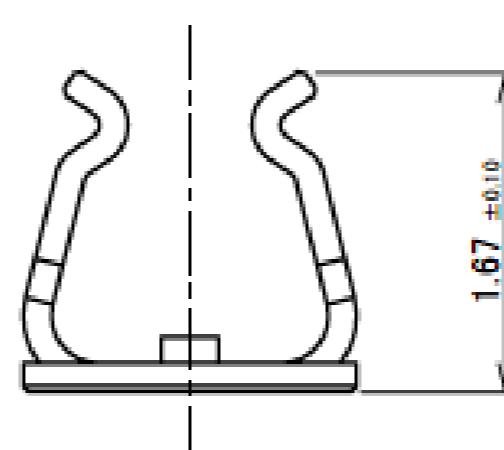
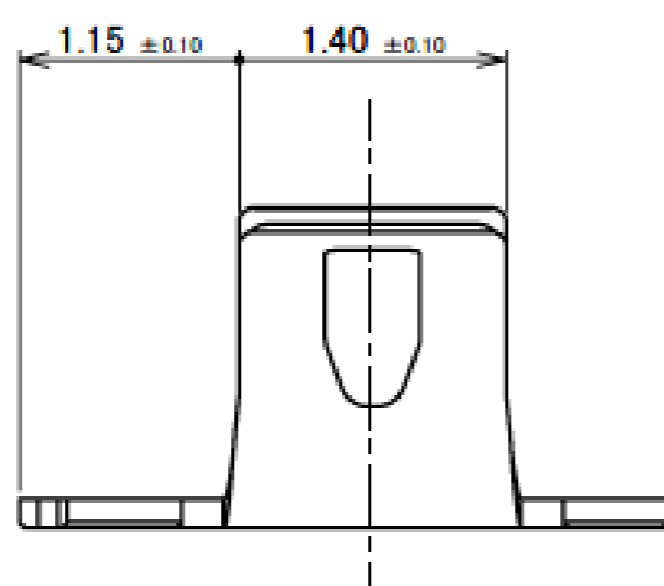
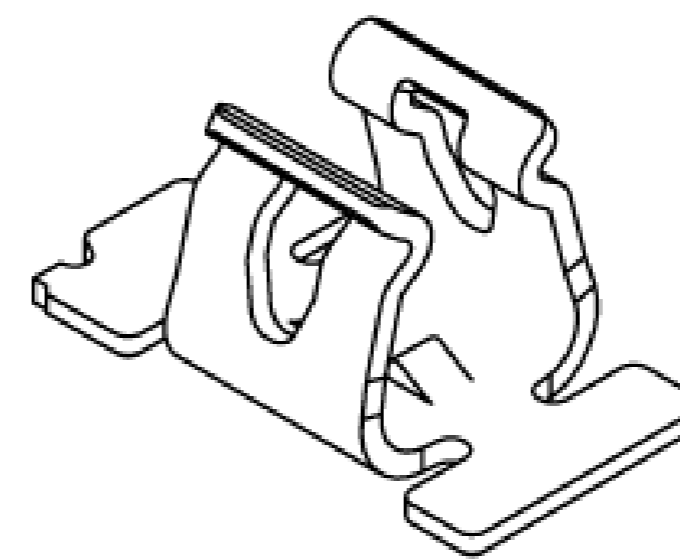
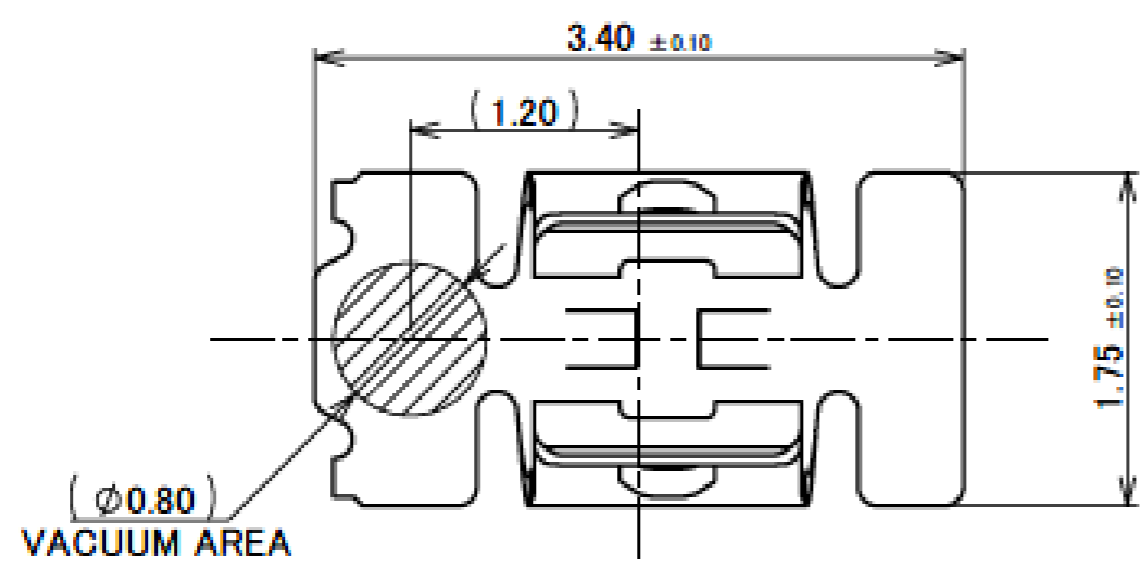
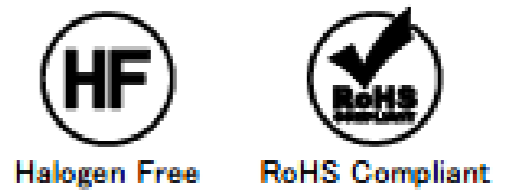
▶ 根据极细同轴线外径，可提供长度为3.0 mm 和6.0 mm 两种方案

		3 mm Clamp	6 mm Clamp	MP-A Series
Coax O.D. (Center Conductor AWG)	1.37 mm (30)	✓	✓	MP-A04
	1.13 mm (32)	✓	✓	MP-A02
	0.81 mm (36)	✓	✓	MP-A01
	0.64 mm (36)	✓	✓	MP-A03
appearance				

Component Parts Details

MP-A04

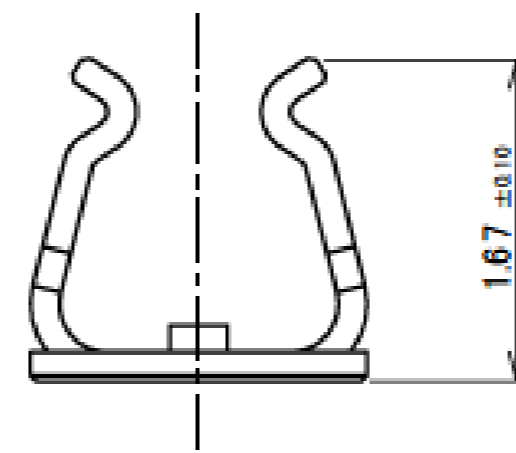
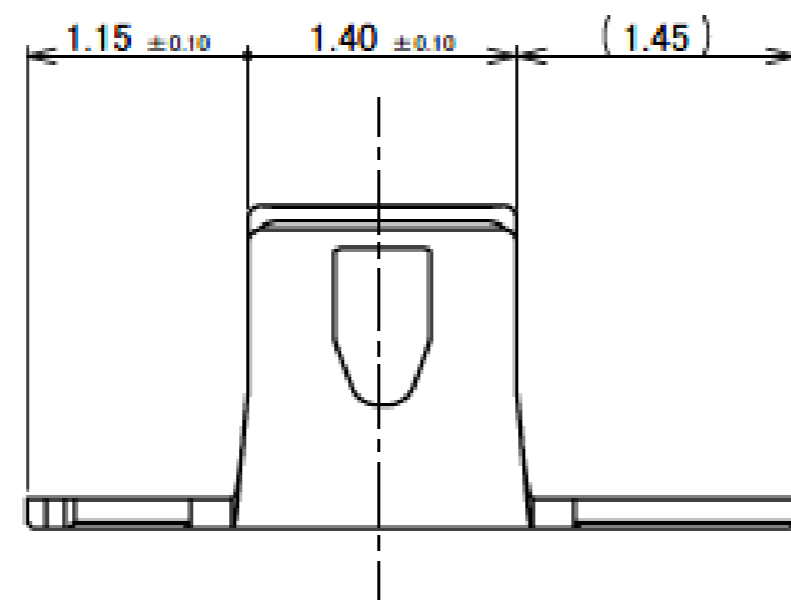

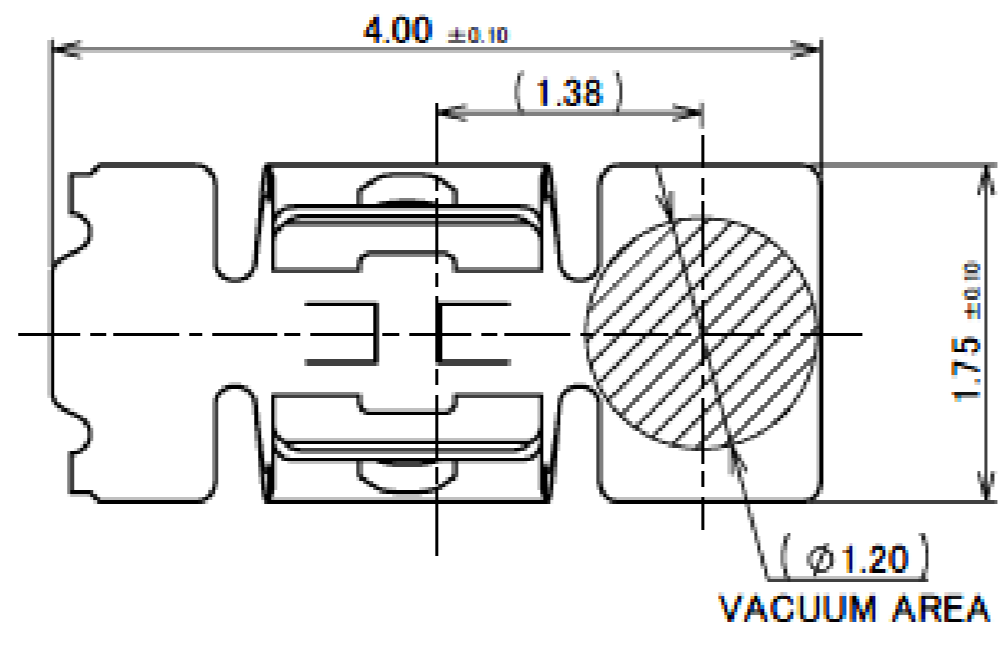
Recommended P/N	3224-0001
PART NO.	3224-0001



1	MP-A04	PHOSPHOR BRONZE	CONTACT PART Sn 2.00 μm MIN. OVER Ni 1.00 μm MIN. SOLDERING PART Sn 1.00 μm MIN. OVER Ni 0.50 μm MIN.
NO.	DESCRIPTION	MATERIAL	FINISH . REMARKS

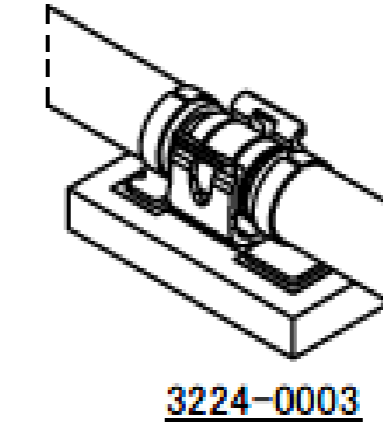
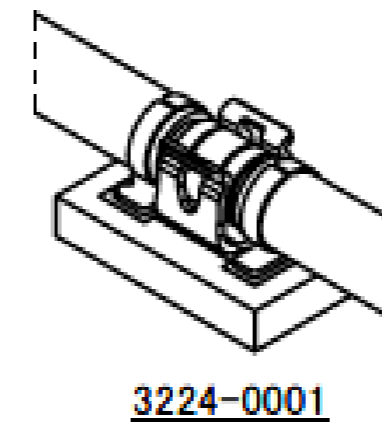
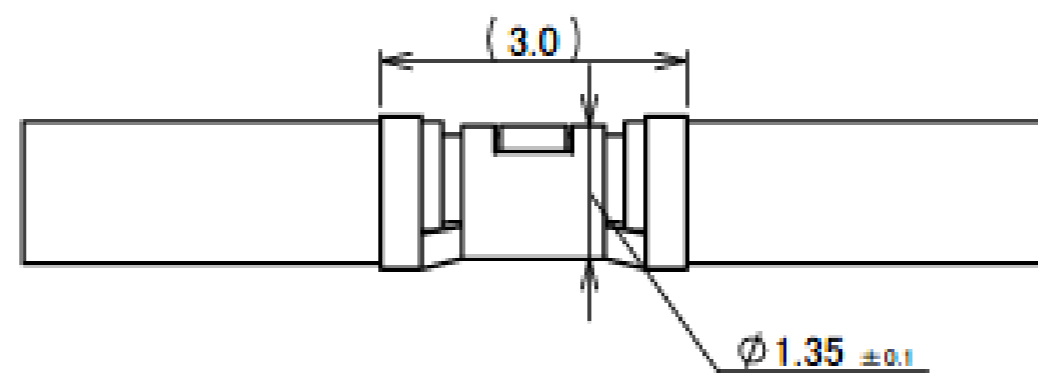
MP-A04

Recommended P/N	3224-0001
PART NO.	3224-0003

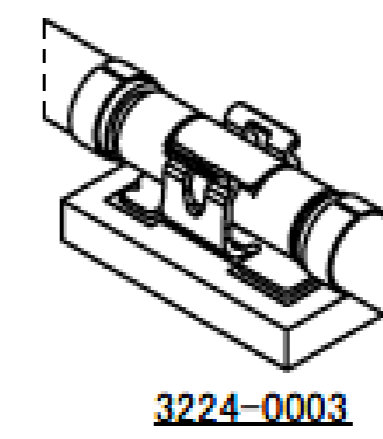
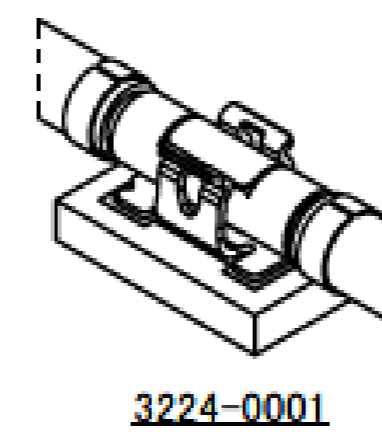
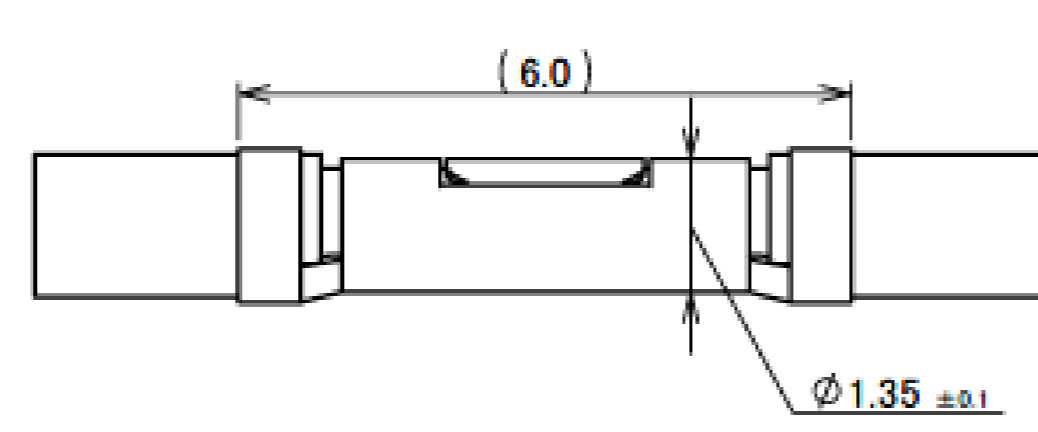


Rev.8

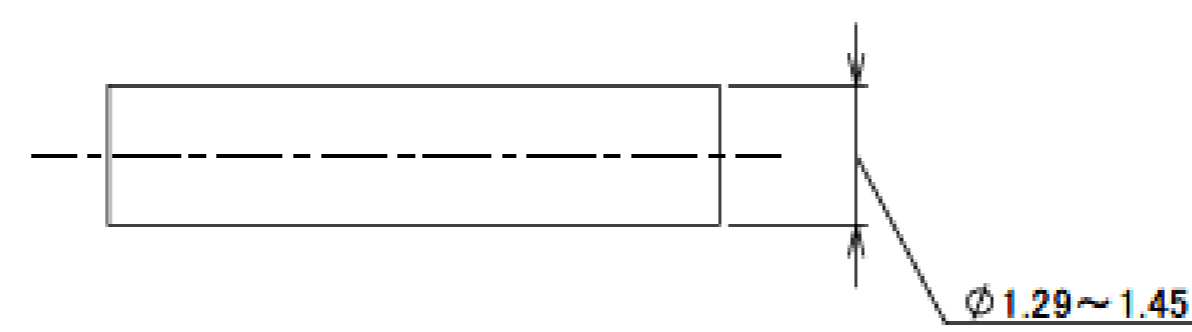
① φ 1.37 COAXIAL CABLE WITH 3mm CABLE CLAMP (P/N : 3223-0302)



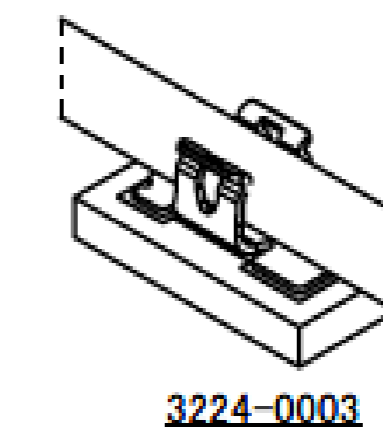
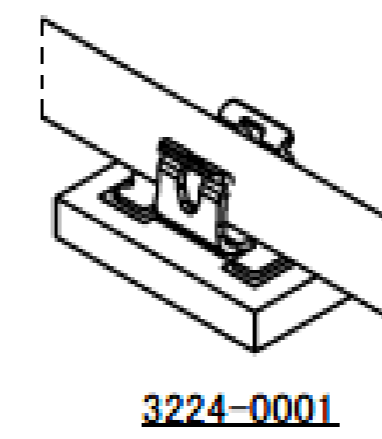
② φ 1.37 COAXIAL CABLE WITH 6mm CABLE CLAMP (P/N : 3223-0602)



③ φ 1.37 COAXIAL CABLE



APPLICABLE CABLE

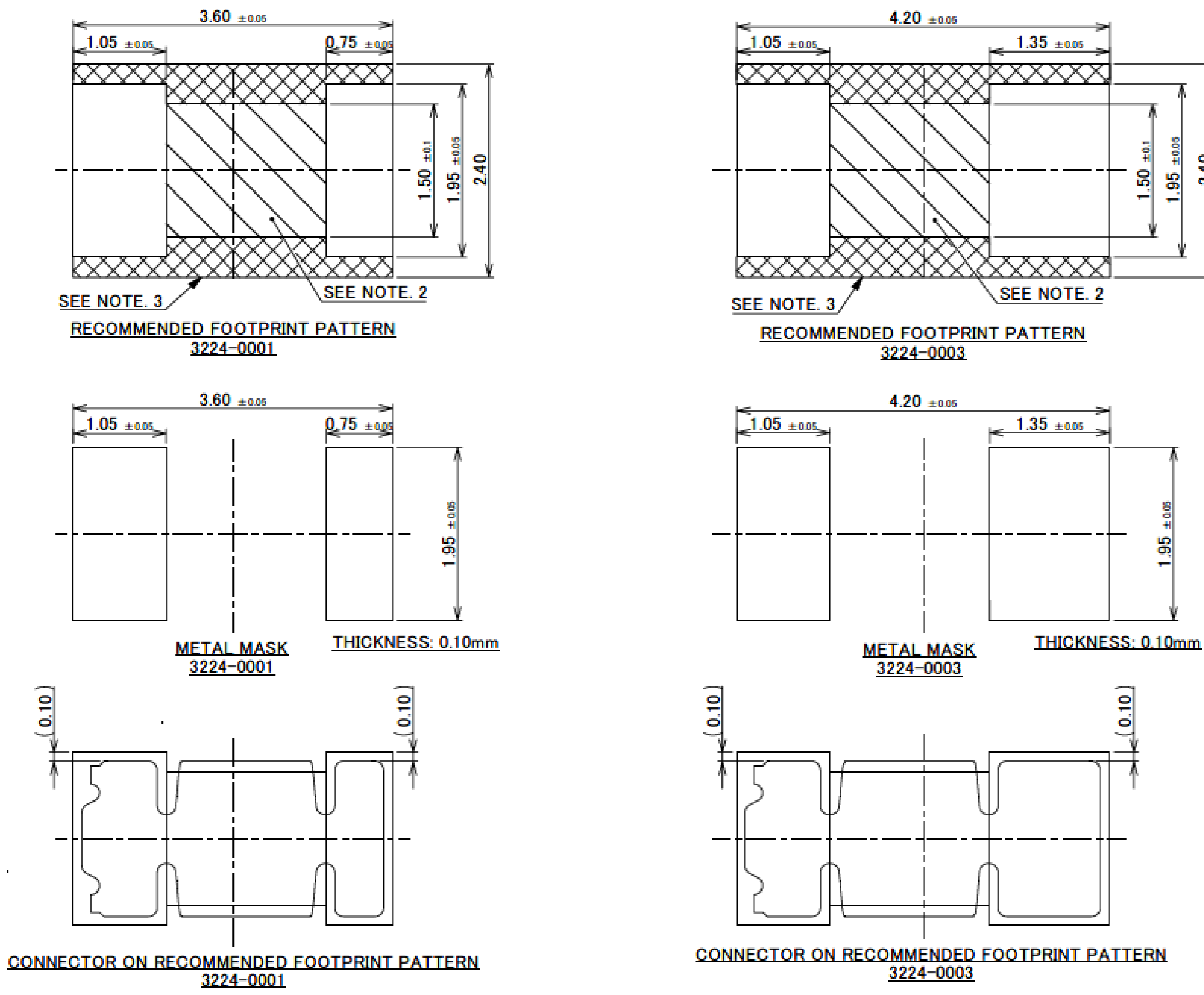


MATING CONDITION
(S = 6/1)

NOTE.
1. ONLY A SIMILAR CABLE IS REPLACEABLE.

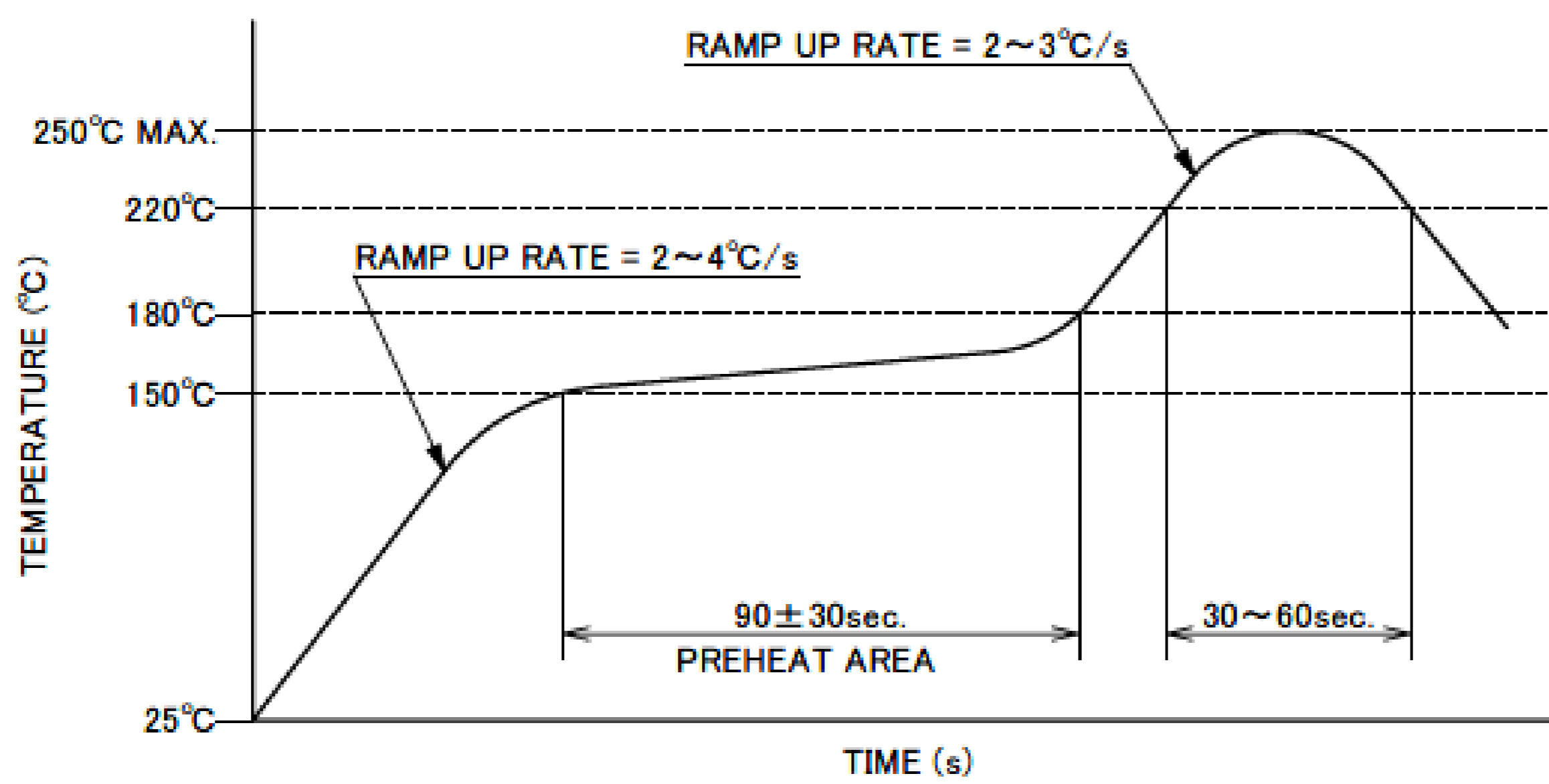
Rev.8

MP-A04



- NOTES.
 2. NO GROUND, SIGNAL, AND RESIST IN THIS AREA.
 3. DO NOT MOUNT ANOTHER COMPONENT IN THIS AREA.

Rev.8



REFLOW TEMPERATURE PROFILE
 SENJU METAL INDUSTRY CO., LTD. : M705-SHF(Sn96.5 Ag3.0 Cu0.5)

Rev.8

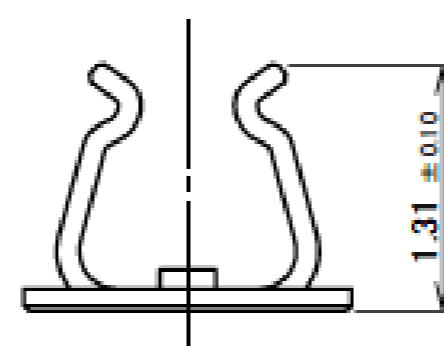
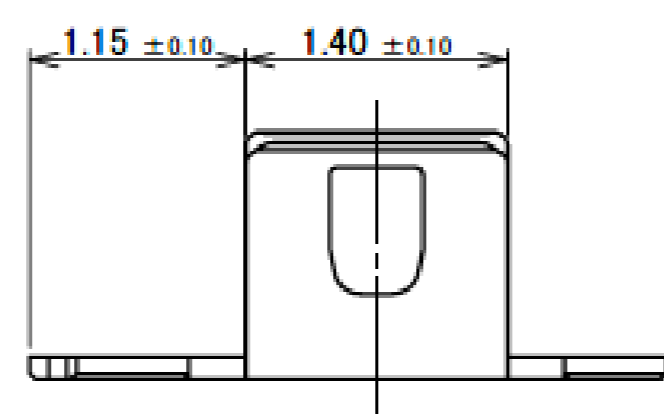

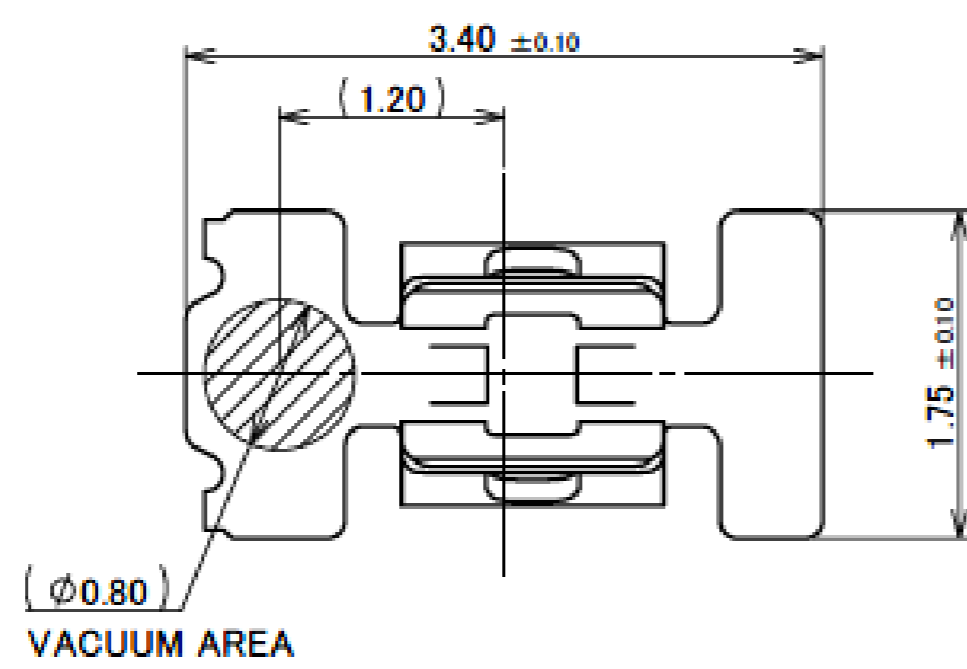
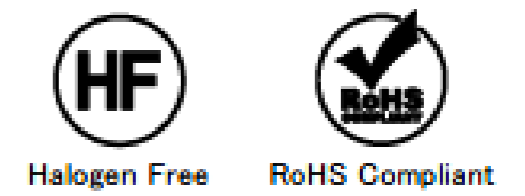
MP-A04

ITEMS	SPECIFICATION
APPLICABLE CONNECTOR PART No.	<ul style="list-style-type: none"> •CABLE CLAMP (3mm) FOR Φ 1.37 COAXIAL CABLE (P/N: 3223-0302) •CABLE CLAMP (6mm) FOR Φ 1.37 COAXIAL CABLE (P/N: 3223-0602) •CABLE JACKET (OUTSIDE DIAMETER Φ 1.37\pm0.08) OF Φ 1.37 COAXIAL CABLE
OPERATING TEMPERATURE	233~358K(-40°C~+85°C)
OPERATING HUMIDITY	85% MAX.(NON-CONDENSING)
CONTACT RESISTANCE	INITIAL : 70mohm MAX. / AFTER TEST : 70mohm MAX.
DURABILITY	5 CYCLES
MATING FORCE (INITIAL / AFTER TEST)	INITIAL : 25N MAX. / AFTER TEST : 25N MAX.
UNMATING FORCE (INITIAL / AFTER TEST)	INITIAL : 3N MIN. / AFTER TEST : 2N MIN.
PRODUCT SPECIFICATION	PRS-2235
TEST REPORT	TR-16134
PACKING STANDARD	PST-15066
INSTRUCTION MANUAL	HIM-16012
APPEARANCE CRITERIA No.	QLS-A***

Rev.8

MP-A02

Recommended P/N	3182-0001
PART NO.	3182-0001



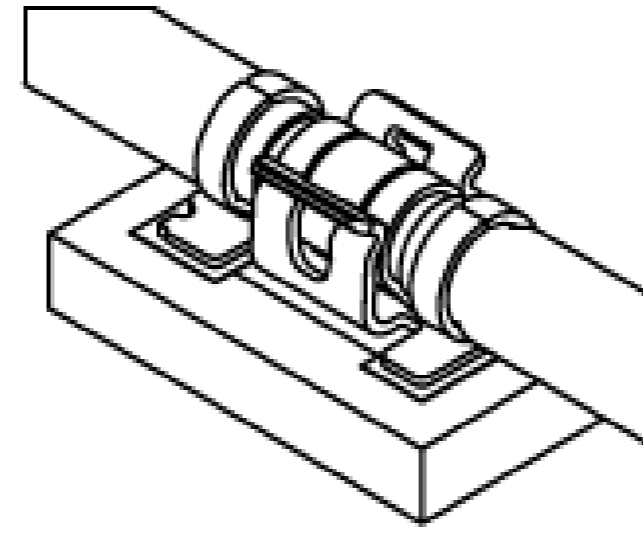
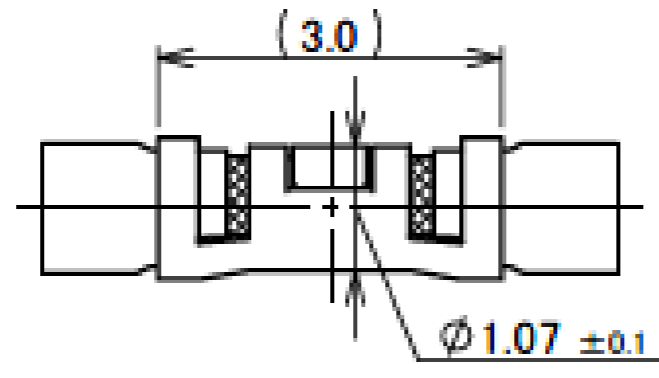
NOTE.
1. RECOMMENDED VACUUME NOZZLE SIZE : ϕ 0.5

NO.	DESCRIPTION	MATERIAL	FINISH , REMARKS
1	MP-A02	PHOSPHOR BRONZE	CONTACT PART Sn 2.00 μ m MIN. OVER Ni 1.00 μ m MIN. SOLDERING PART Sn 1.00 μ m MIN.OVER Ni 0.50 μ m MIN.

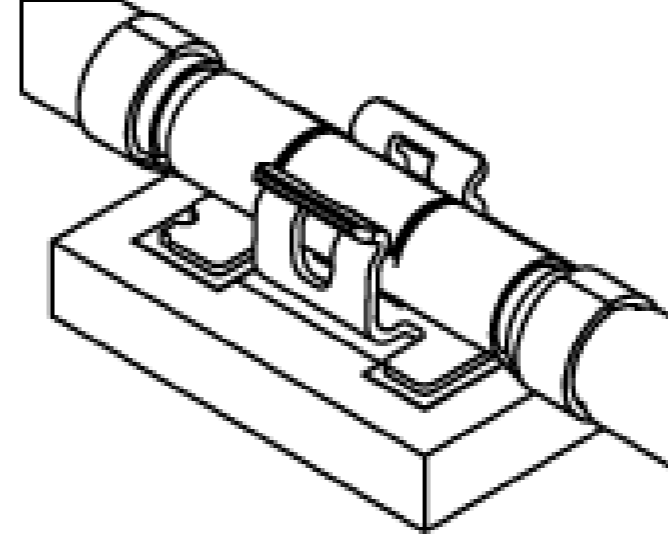
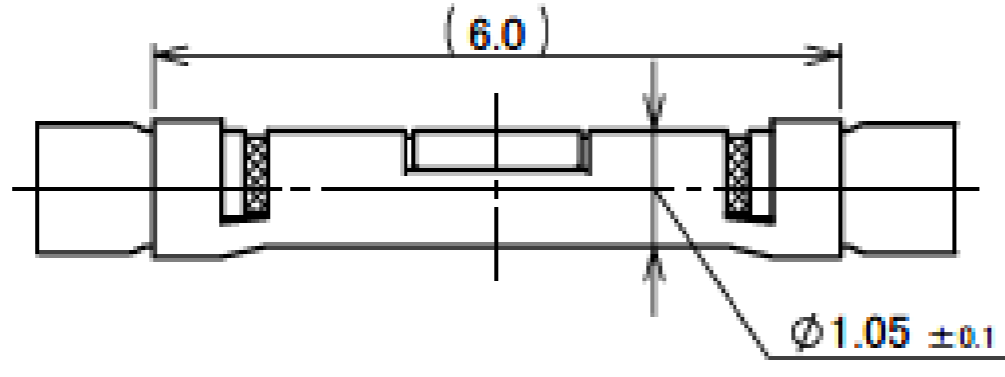
Rev.5

MP-A02

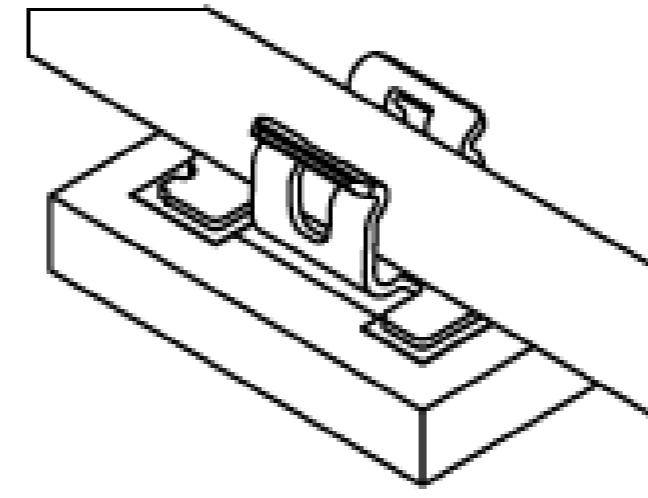
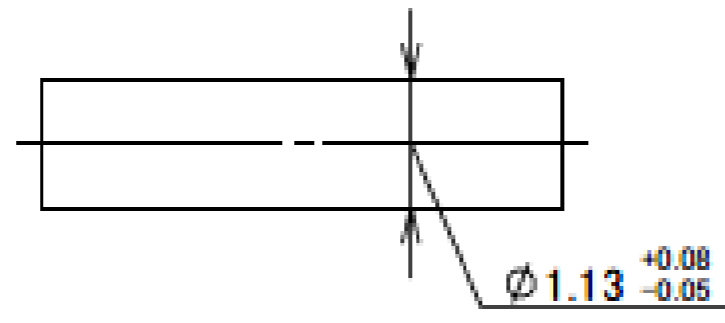
① Φ 1.13 COAXIAL CABLE WITH 3mm CABLE CLAMP (P/N : 2912-0302)



② Φ 1.13 COAXIAL CABLE WITH 6mm CABLE CLAMP (P/N : 2912-0602)



③ Φ 1.13 COAXIAL CABLE

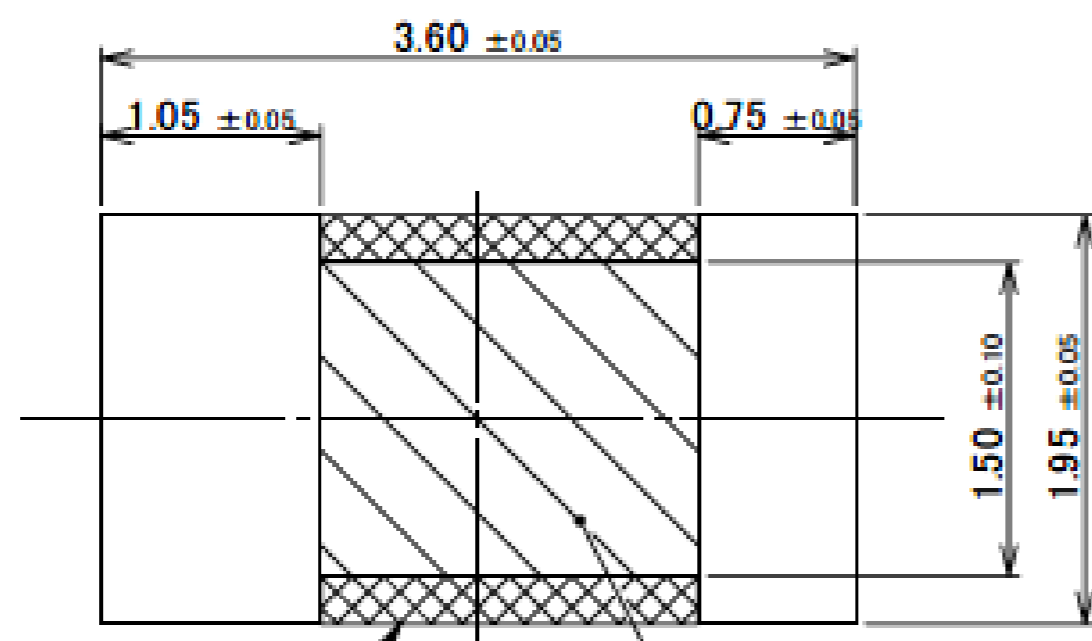


APPLICABLE CABLE

MATING CONDITION

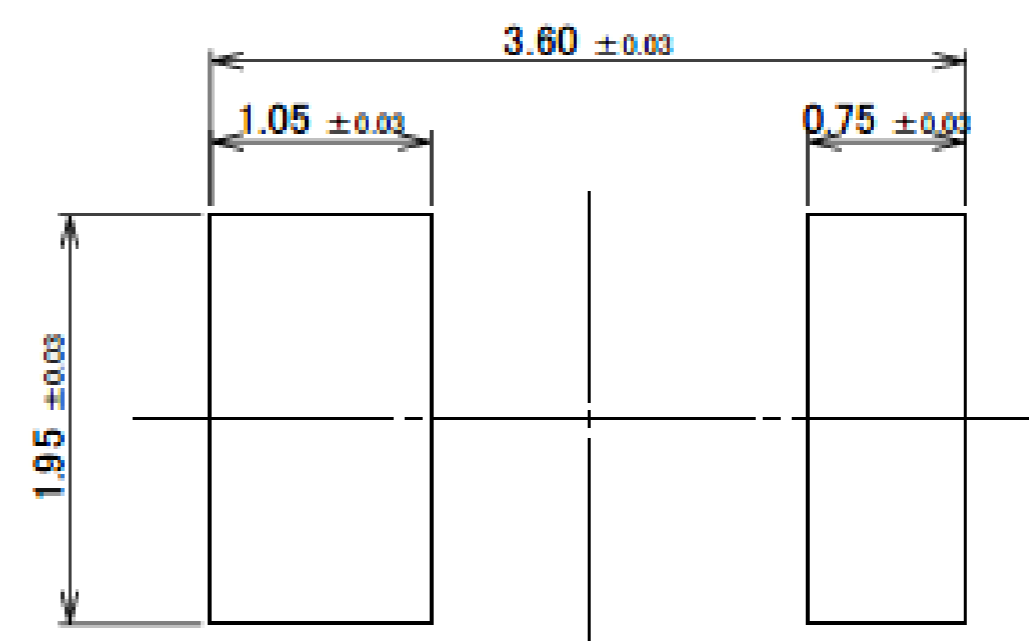
NOTE.
2. ONLY A SIMILAR CABLE IS REPLACEABLE.

Rev.5



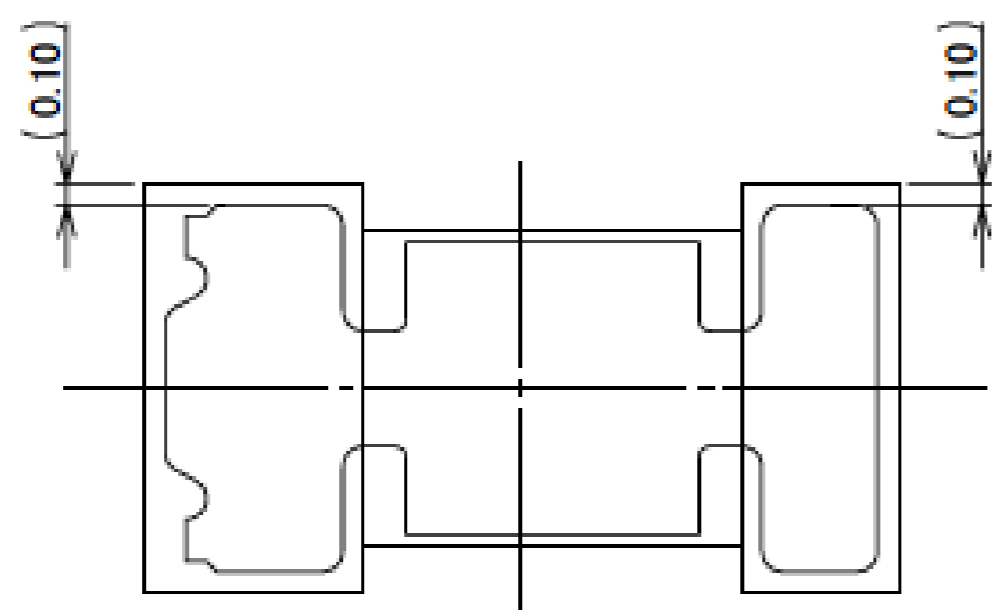
SEE NOTE. 4 SEE NOTE. 3

RECOMMENDED FOOTPRINT PATTERN

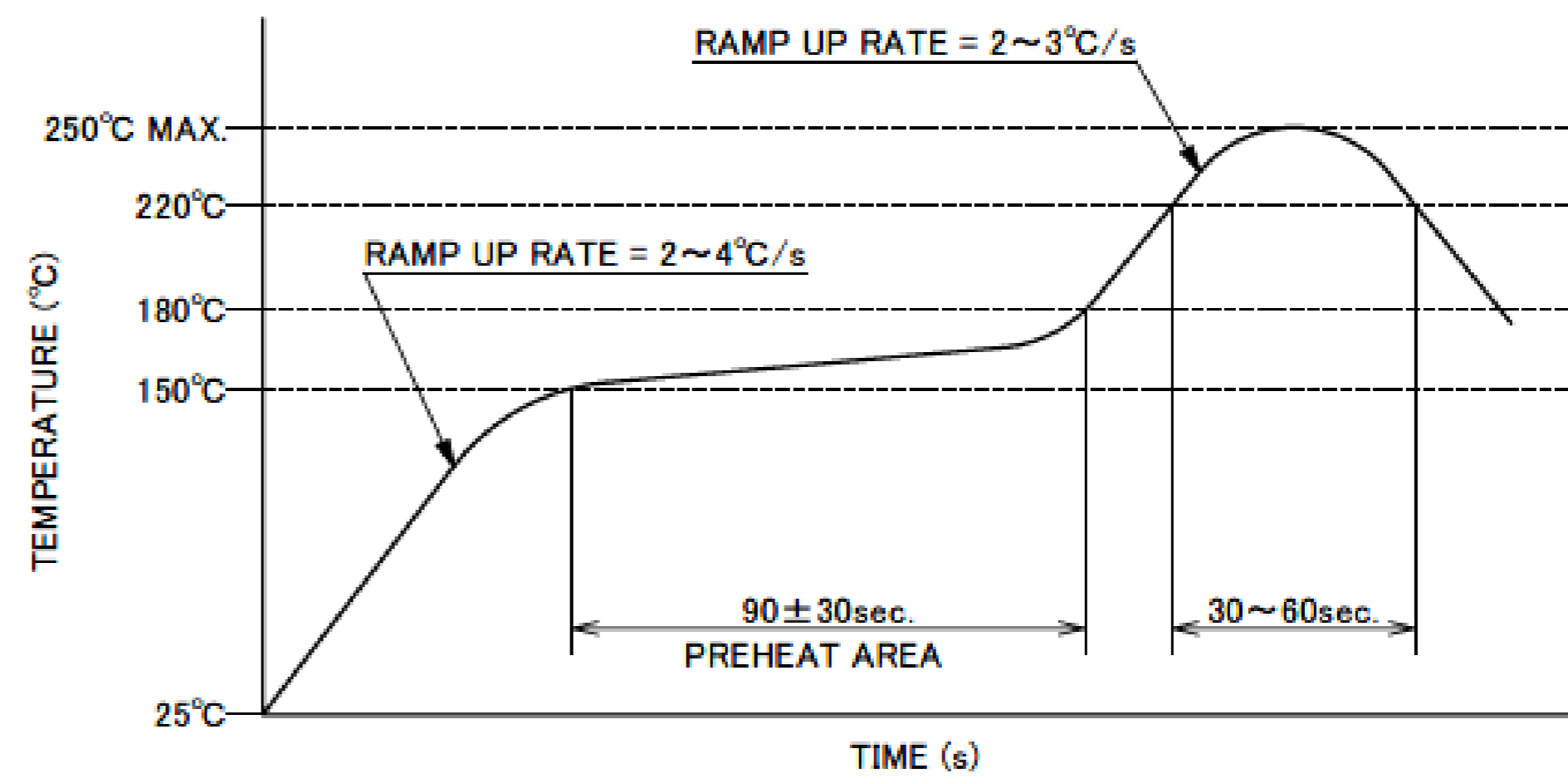


THICKNESS: 0.10mm

METAL MASK



CONNECTOR ON RECOMMENDED FOOTPRINT PATTERN



REFLOW TEMPERATURE PROFILE
SENJU METAL INDUSTRY CO., LTD. : M705-SHF(Sn96.5 Ag3.0 Cu0.5)

NOTES.
3. NO GROUND, SIGNAL, AND RESIST IN THIS AREA.
4. DO NOT MOUNT ANOTHER COMPONENT IN THIS AREA.

Rev.5

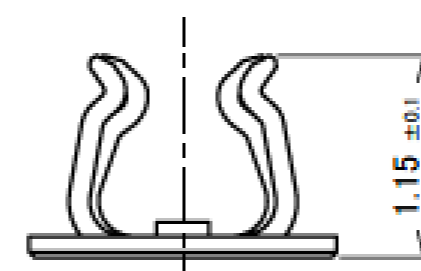
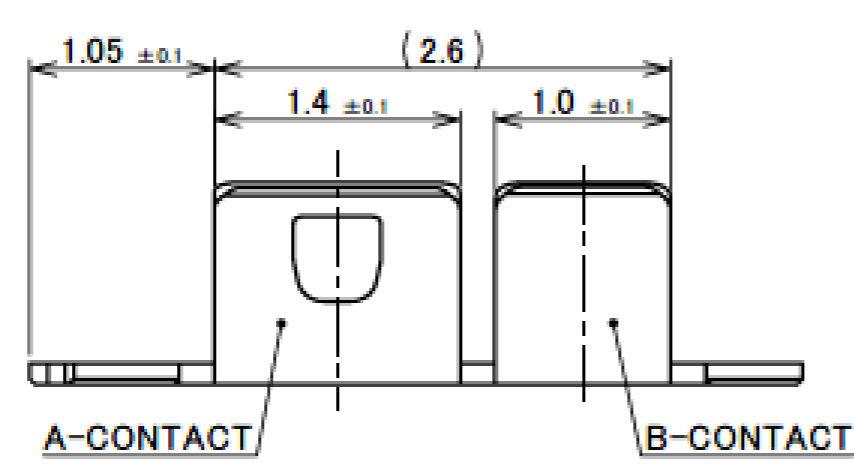
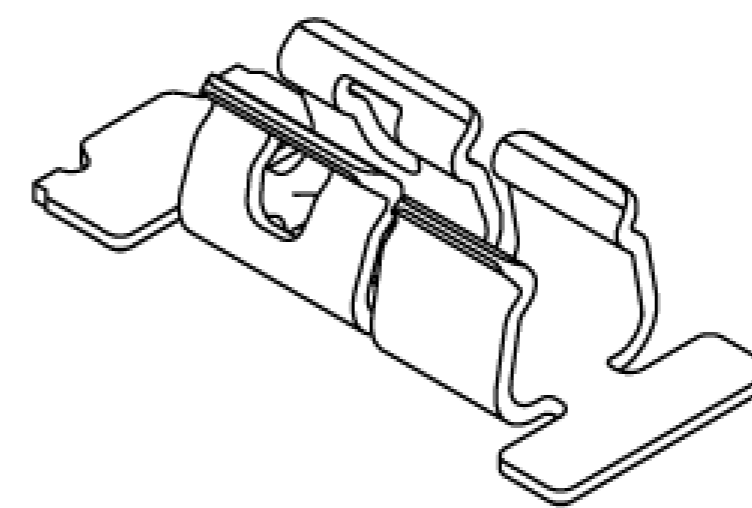
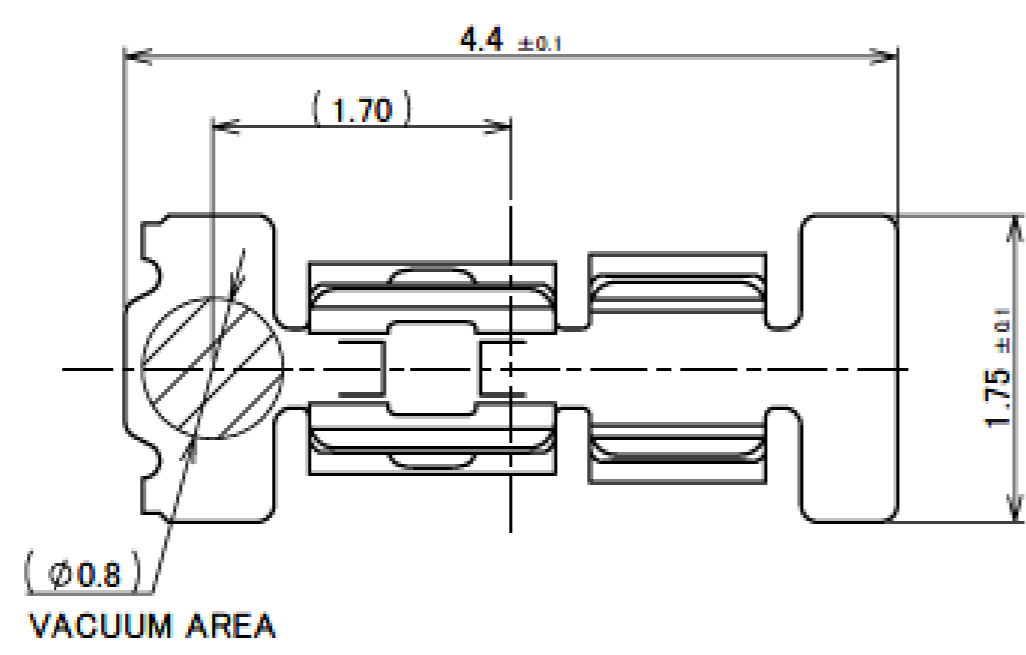

MP-A02

ITEMS	SPECIFICATION
APPLICABLE CONNECTOR PART No.	<ul style="list-style-type: none"> CABLE CLAMP (3mm) FOR Φ 1.13 COAXIAL CABLE (P/N: 2912-0302) CABLE CLAMP (6mm) FOR Φ 1.13 COAXIAL CABLE (P/N: 2912-0602) CABLE JACKET (OUTSIDE DIAMETER Φ 1.13 \pm0.08/$-$0.05) OF Φ 1.13 COAXIAL CABLE (*1) *1...RF-MF50161 (NISSEI ELECTRIC CO., LTD.)
OPERATING TEMPERATURE	233~358K($-$ 40 $^{\circ}$ C~+85 $^{\circ}$ C)
OPERATING HUMIDITY	85% MAX.(NON-CONDENSING)
CONTACT RESISTANCE	INITIAL : 70mohm MAX. / AFTER TEST : 70mohm MAX.
DURABILITY	5 CYCLES
MATING FORCE (INITIAL / AFTER TEST)	INITIAL : 25N MAX. / AFTER TEST : 25N MAX.
UNMATING FORCE (INITIAL / AFTER TEST)	INITIAL : 2N MIN. / AFTER TEST : 1N MIN.
PRODUCT SPECIFICATION	PRS-2082
TEST REPORT	TR-15034
PACKING STANDARD	PST-15054
INSTRUCTION MANUAL	HIM-15008
APPEARANCE CRITERIA No.	QLS-A***

Rev.5

MP-A01

Recommended P/N	3096-0001
PART No.	3096-0001



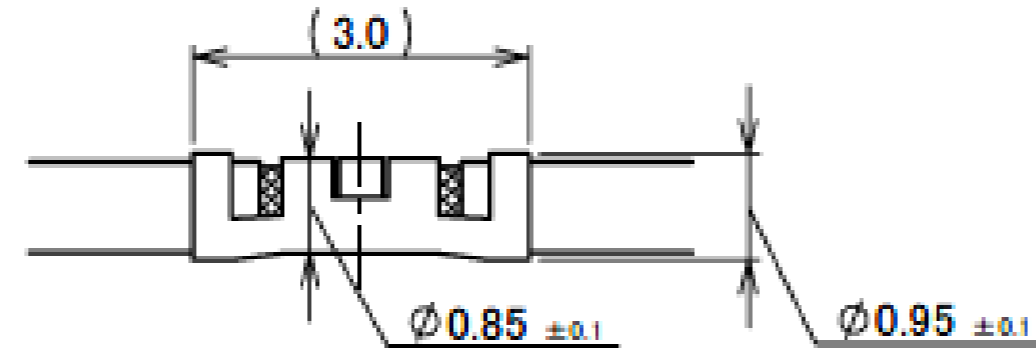
NOTE.
1. RECOMMENDED VACUUM NOZZLE SIZE: Φ 0.5

NO.	DESCRIPTION	MATERIAL	FINISH , REMARKS
1	MP-A01	PHOSPHOR BRONZE	CONTACT PART Sn 1.50 μ m MIN. OVER Ni 1.00 μ m MIN. SOLDERING PART Sn 1.00 μ m MIN. OVER Ni 0.50 μ m MIN.

Rev.6

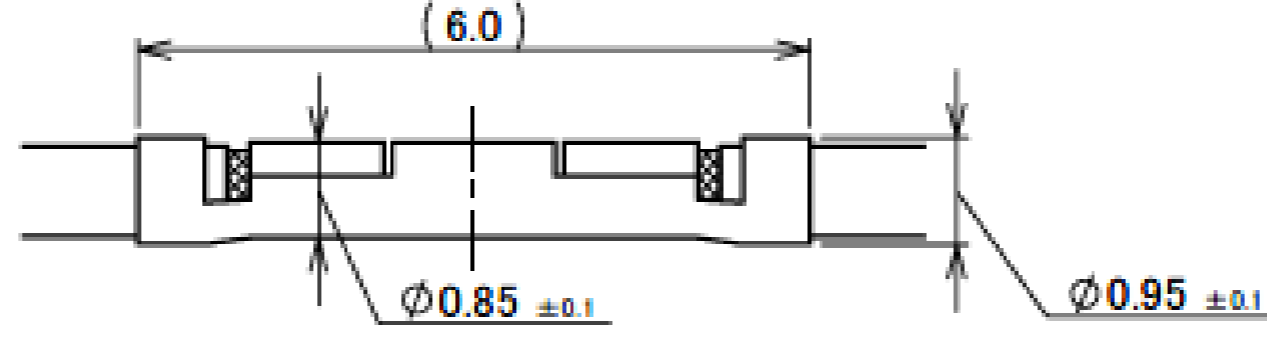
① $\Phi 0.81$ COAXIAL CABLE WITH 3mm CABLE CLAMP (PART NO. 2296-003)

*A-CONTACT: HOLD & CONTACT, B-CONTACT: DEFORMATION



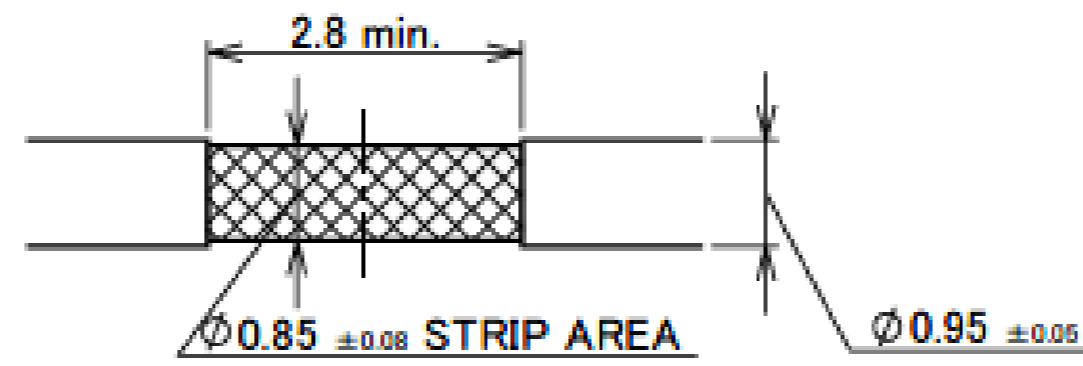
② $\Phi 0.81$ COAXIAL CABLE WITH 6mm CABLE CLAMP (PART NO. 2818-0001)

*A-CONTACT: HOLD & CONTACT, B-CONTACT: NOT CONTACT



③ STRIPPED $\Phi 0.95$ COAXIAL CABLE

*A-CONTACT: HOLD & CONTACT, B-CONTACT: NOT CONTACT



④ UNSTRIPPED $\Phi 0.81$ COAXIAL CABLE (OUTSIDE DIAMETER $\Phi 0.81 \pm 0.05$)

*A-CONTACT: HOLD, B-CONTACT: NOT HOLD

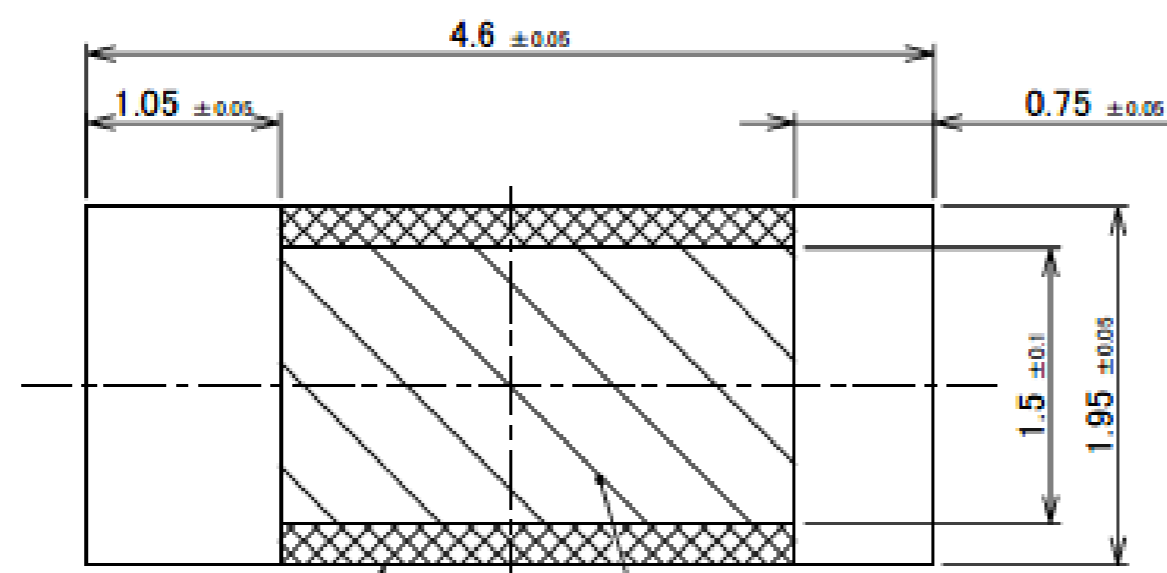
⑤ UNSTRIPPED $\Phi 0.95$ COAXIAL CABLE (OUTSIDE DIAMETER $\Phi 0.95 \pm 0.05$)

*B-CONTACT: HOLD, A-CONTACT: DEFORMATION

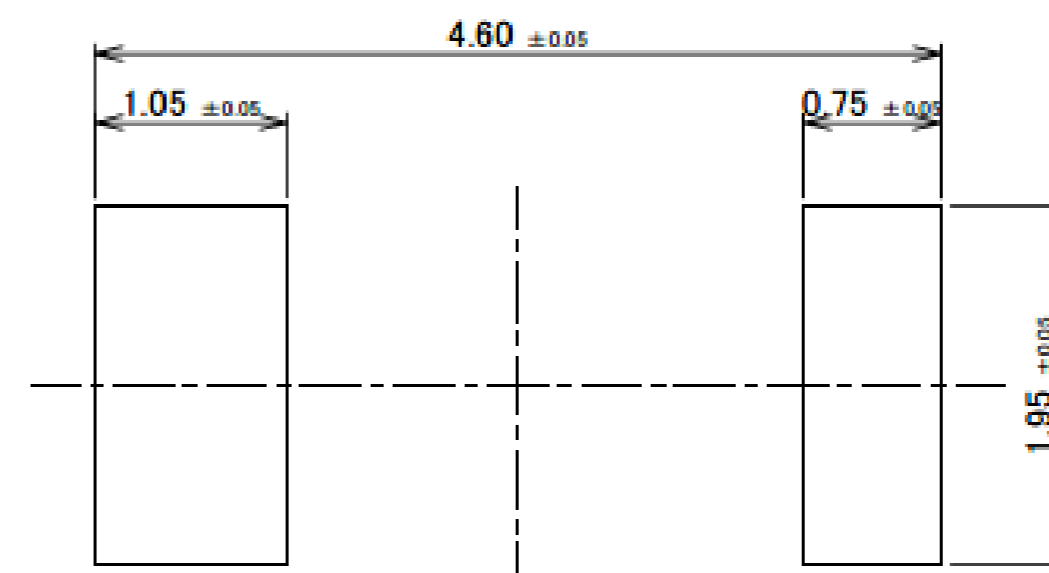
APPLICABLE CABLE

NOTE.
2. ONLY A SIMILAR CABLE IS REPLACEABLE.

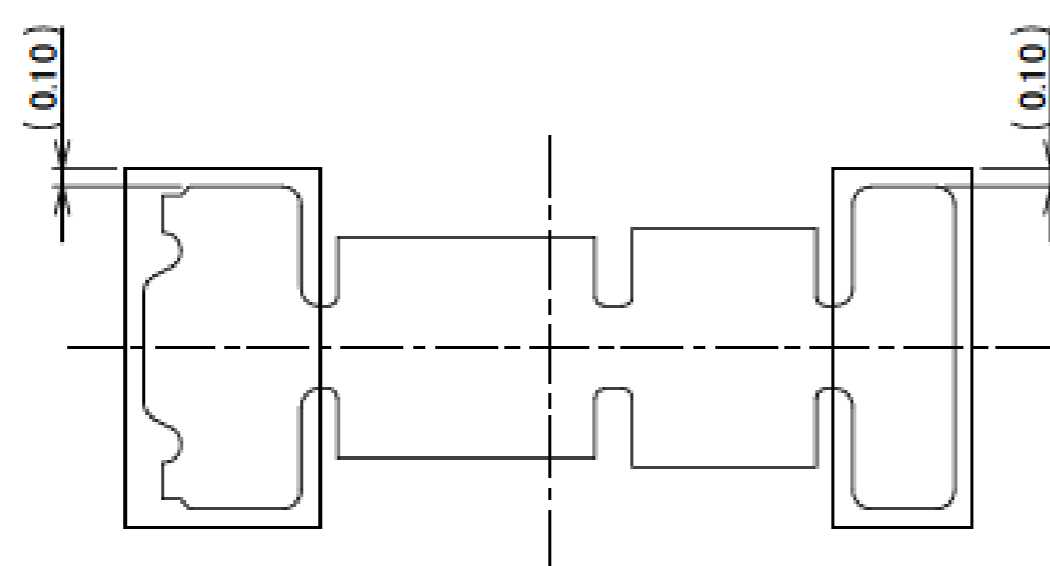
Rev.6



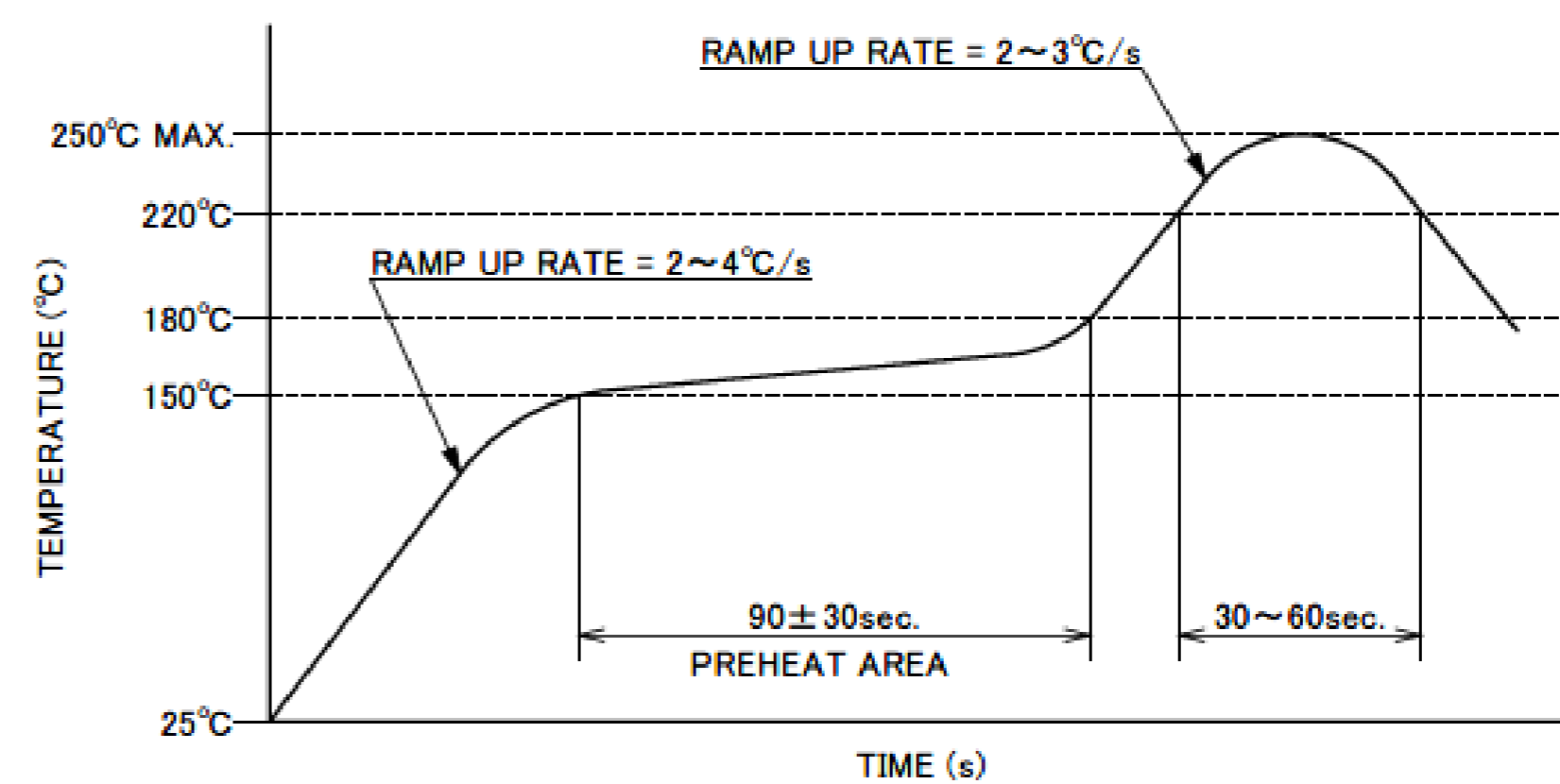
SEE NOTE. 4
SEE NOTE. 3
RECOMMENDED FOOTPRINT PATTERN.



THICKNESS: 0.10mm
METAL MASK



CONNECTOR ON RECOMMENDED FOOTPRINT PATTERN



REFLOW TEMPERATURE PROFILE
SENJU METAL INDUSTRY CO., LTD. : M705-SHF(Sn96.5 Ag3.0 Cu0.5)

NOTES.
3. NO GROUND, SIGNAL, AND RESIST IN THIS AREA.
4. DO NOT MOUNT ANOTHER COMPONENT IN THIS AREA.

Rev.6

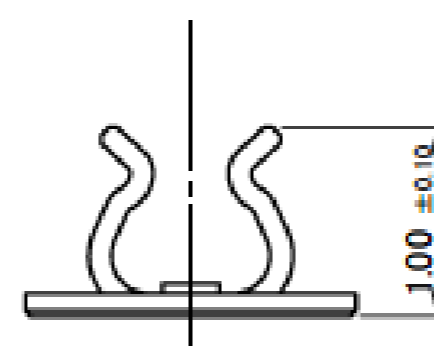
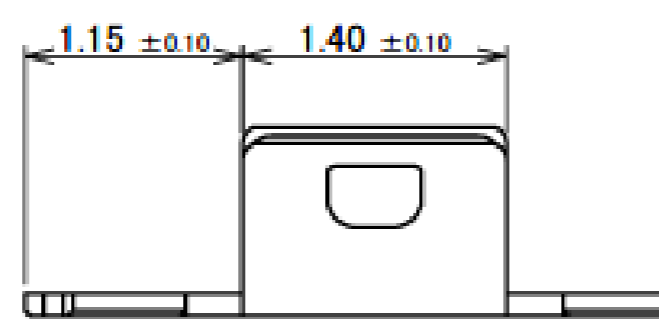
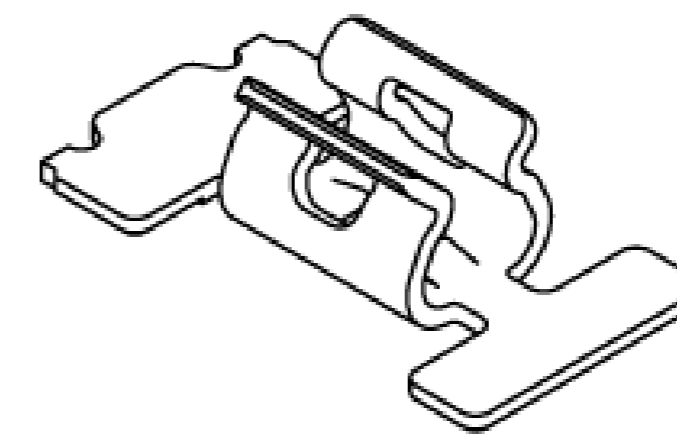
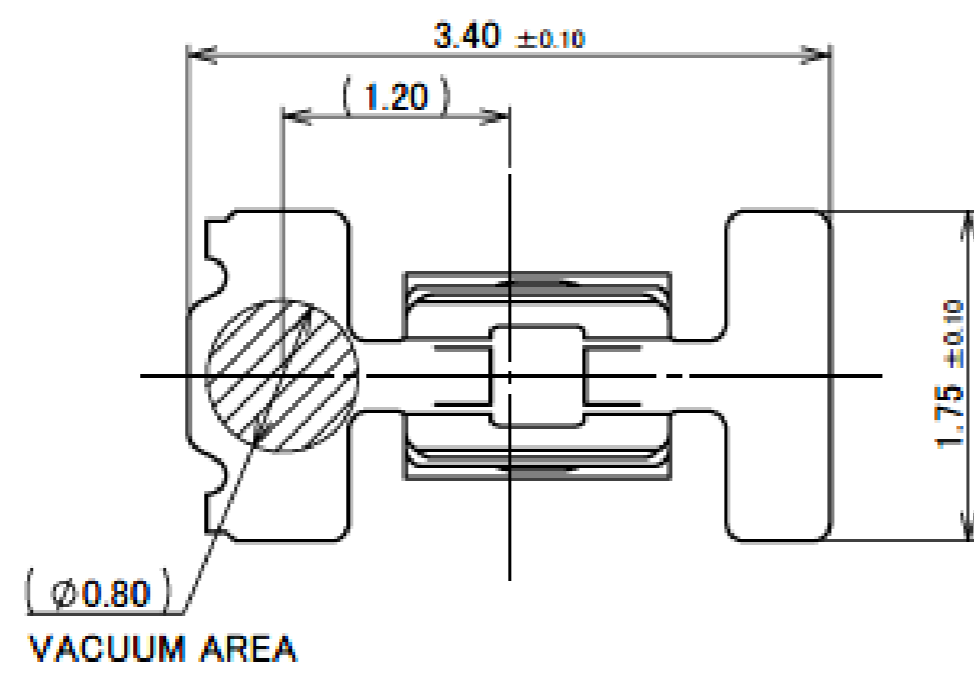
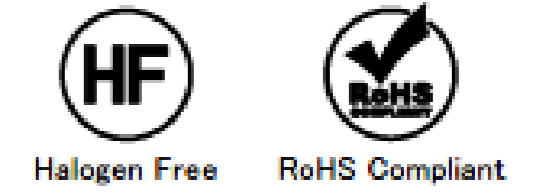
MP-A01

ITEMS	SPECIFICATION
APPLICABLE CONNECTOR PART No.	<ul style="list-style-type: none"> • CABLE CLAMP (3mm) FOR $\Phi 0.81$ COAXIAL CABLE (P/N: 2296-003) • CABLE CLAMP (6mm) FOR $\Phi 0.81$ COAXIAL CABLE (P/N: 2818-0001) • CABLE STRIP (OUTER CONDUCTOR $\Phi 0.85 \pm 0.08$) OF $\Phi 0.95$ COAXIAL CABLE (*1) • CABLE JACKET (OUTSIDE DIAMETER $\Phi 0.81 \pm 0.05$) OF $\Phi 0.81$ COAXIAL CABLE (*2) • CABLE JACKET (OUTSIDE DIAMETER $\Phi 0.95 \pm 0.05$) OF $\Phi 0.95$ COAXIAL CABLE (*1) *1...RF-MF5023 (NISSEI ELECTRIC CO., LTD.) *2...BD-17661 (BANDO DENSEN CO., LTD.)
OPERATING TEMPERATURE	233~358 K (-40°C~+85°C)
OPERATING HUMIDITY	85% MAX. (NON-CONDENSING)
CONTACT RESISTANCE	INITIAL: 70 mohm MAX. / AFTER TEST: 70 mohm MAX.
DURABILITY	5 CYCLES
MATING FORCE (INITIAL / AFTER TEST)	INITIAL: 25 N MAX. / AFTER TEST: 25 N MAX.
UNMATING FORCE (INITIAL / AFTER TEST)	INITIAL: 3 N MIN. / AFTER TEST: 1.5 N MIN.
PRODUCT SPECIFICATION	PRS-2048
TEST REPORT	TR-14139
PACKING STANDARD	PST-14022
INSTRUCTION MANUAL	HIM-14011
APPEARANCE CRITERIA No.	QLS-A***

Rev.6

MP-A03

Recommended P/N	3186-0001
PART NO.	3186-0001

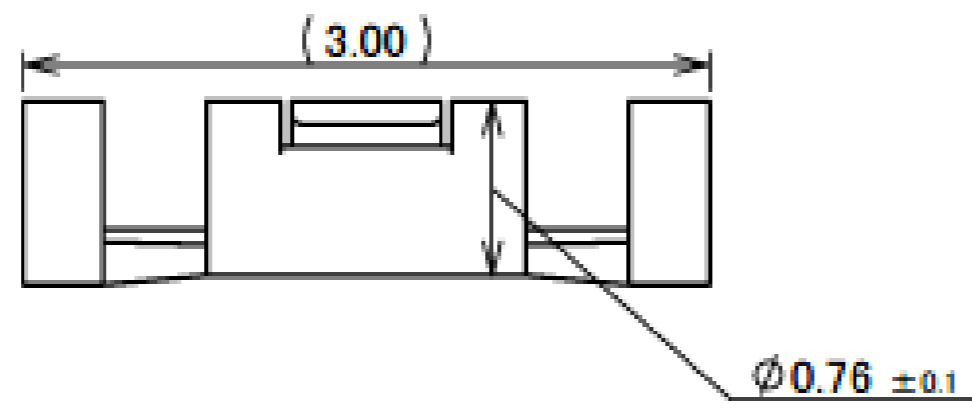


NO.	DESCRIPTION	MATERIAL	FINISH, REMARKS
1	MP-A03	PHOSPHOR BRONZE	CONTACT PART Sn 2.00 μ m MIN. OVER Ni 1.00 μ m MIN. SOLDERING PART Sn 1.00 μ m MIN. OVER Ni 0.50 μ m MIN.

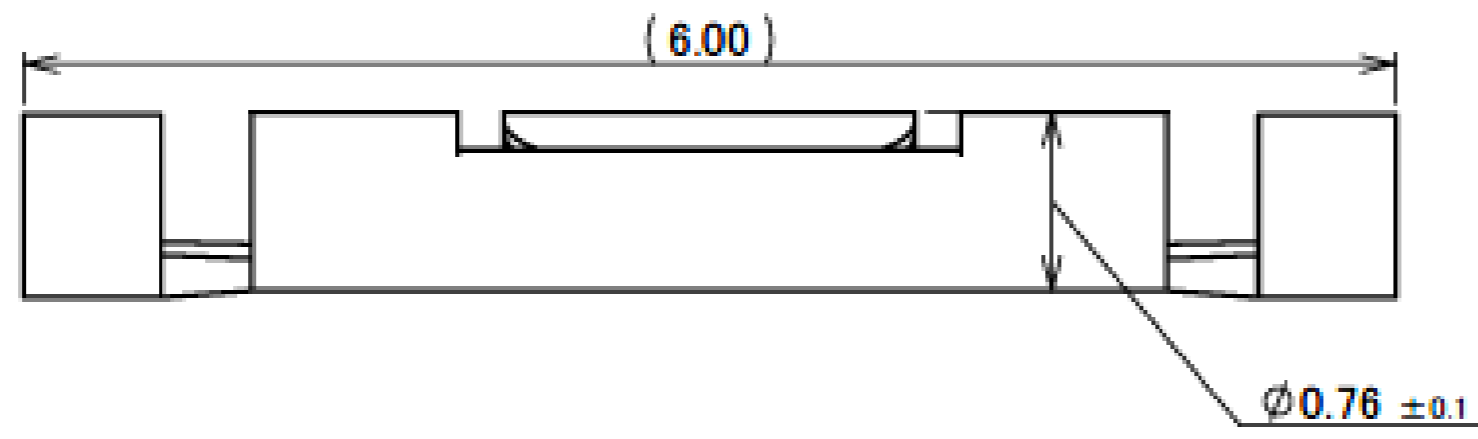
Rev.4

MP-A03

① Φ0.64 COAXIAL CABLE WITH 3mm CABLE CLAMP (P/N : 2918-0302)

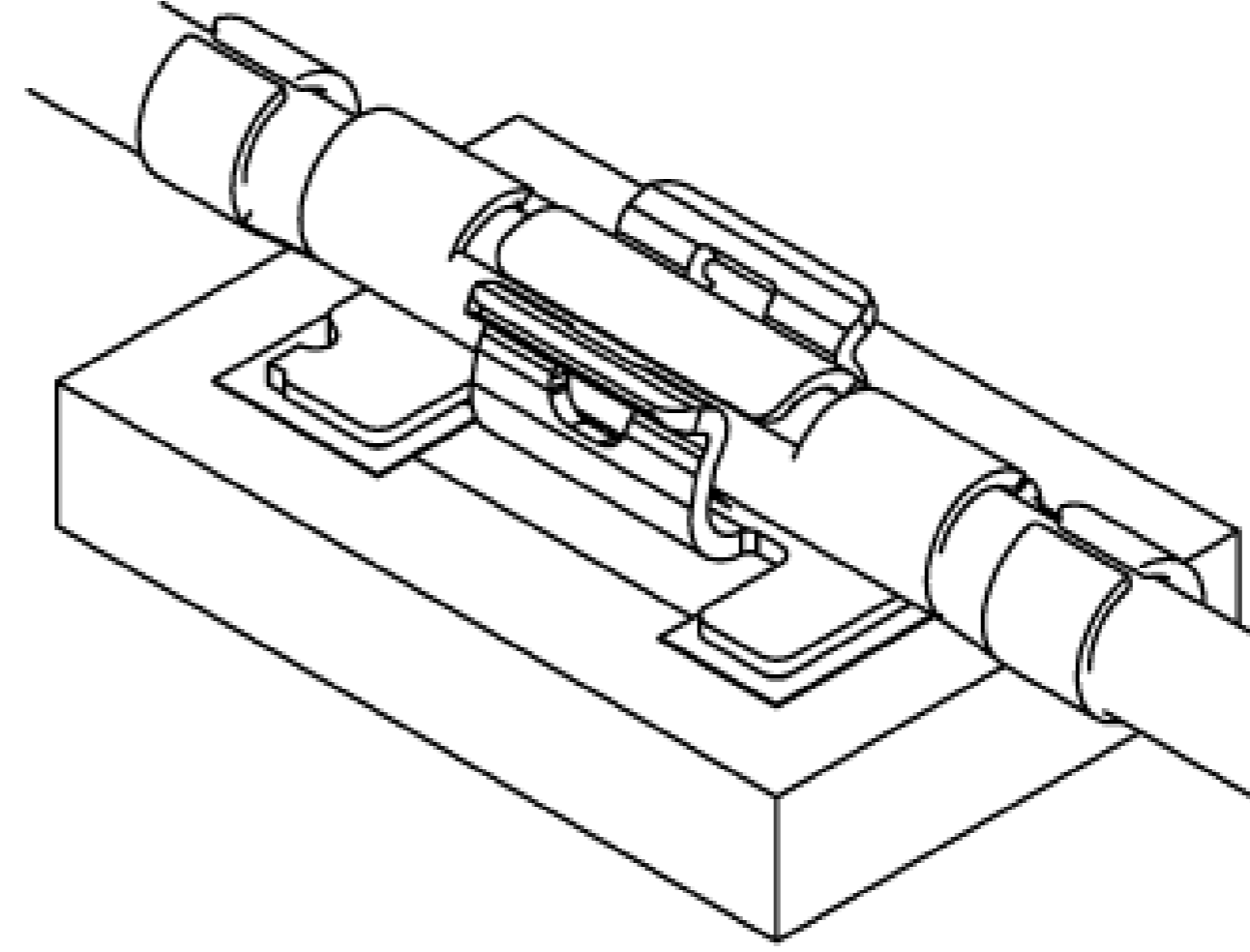
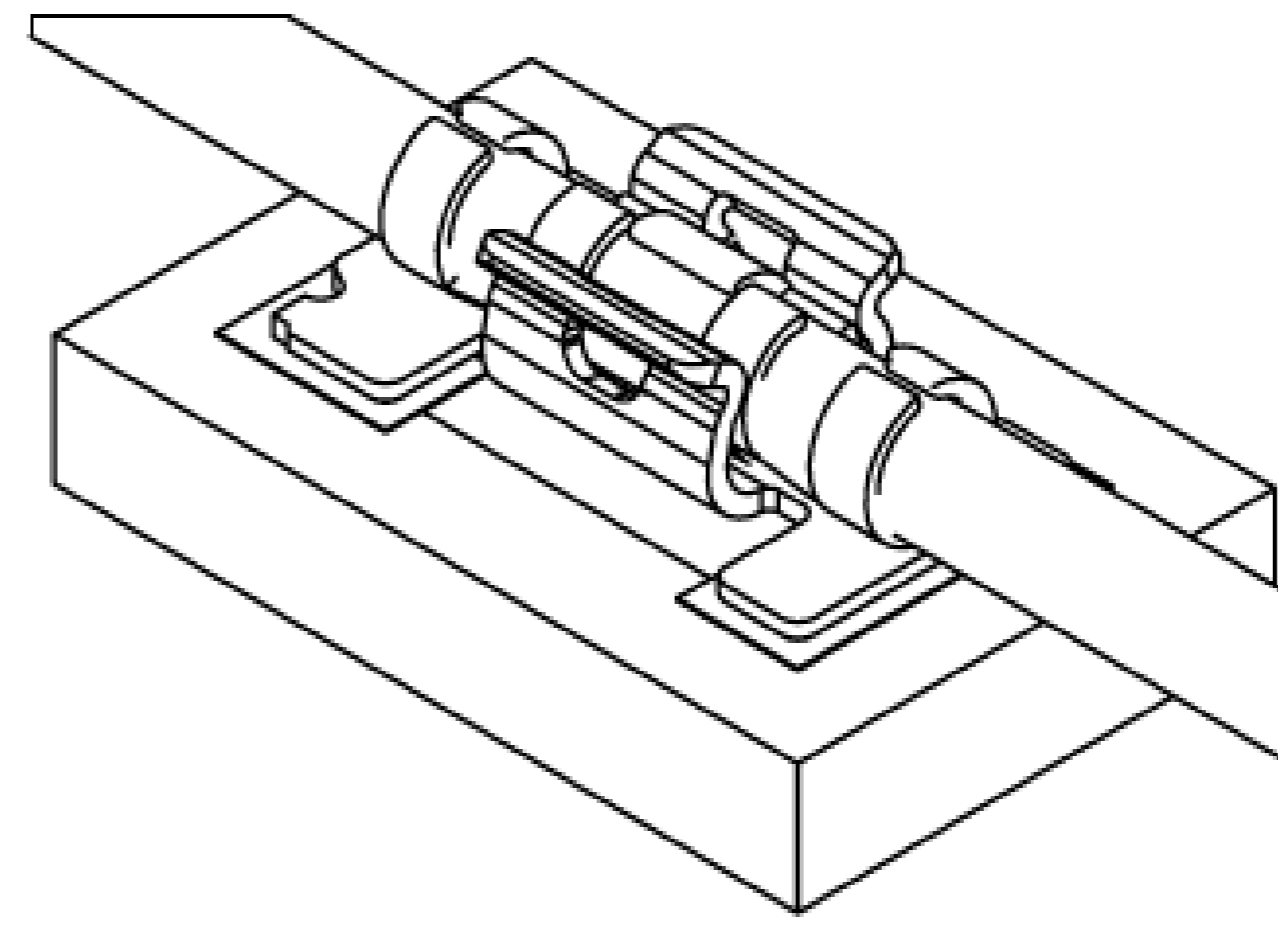


② Φ0.64 COAXIAL CABLE WITH 6mm CABLE CLAMP (P/N : 2918-0602)



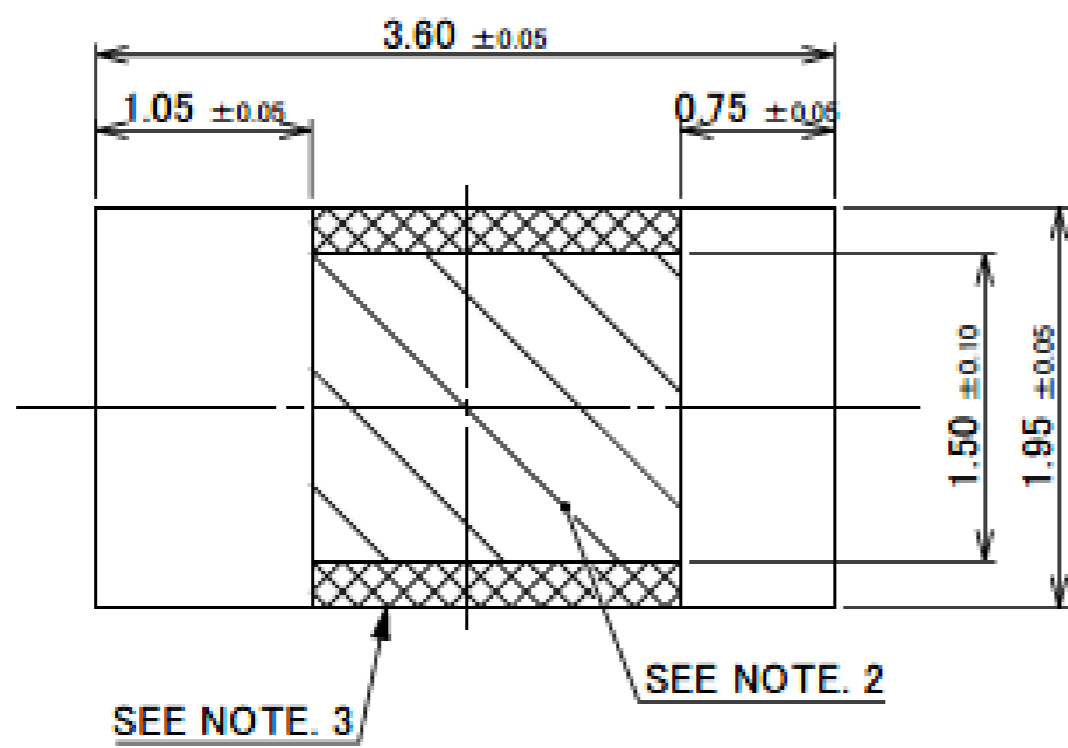
APPLICABLE CABLE

MATING CONDITION

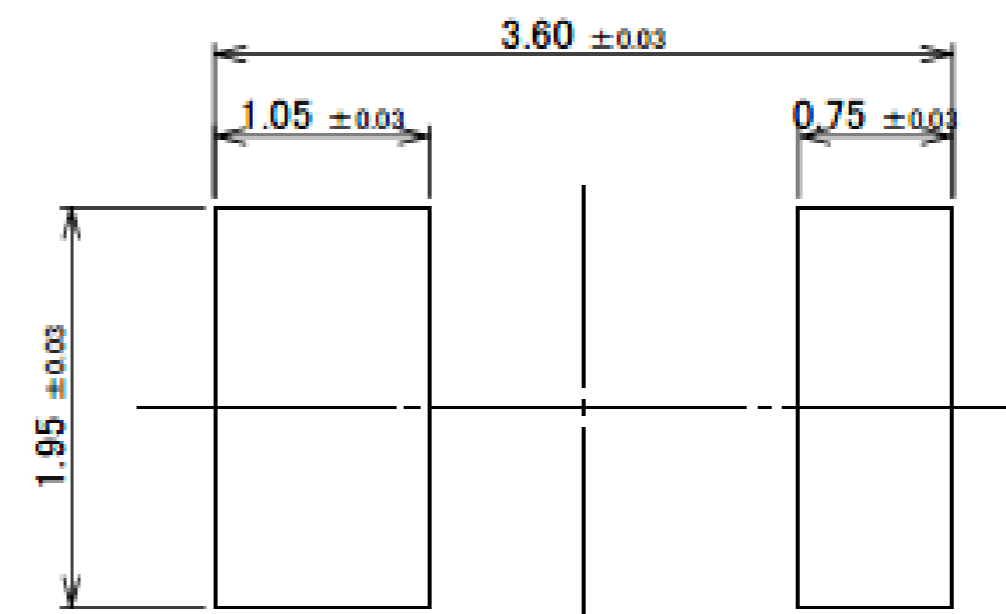


NOTE.
1. ONLY A SIMILAR CABLE IS REPLACEABLE.

Rev.4

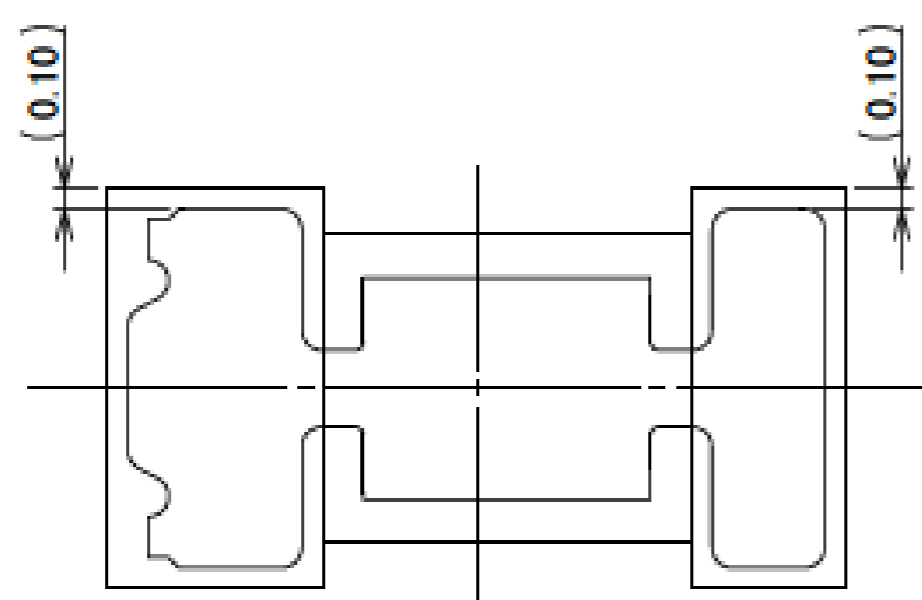


RECOMMENDED FOOTPRINT PATTERN

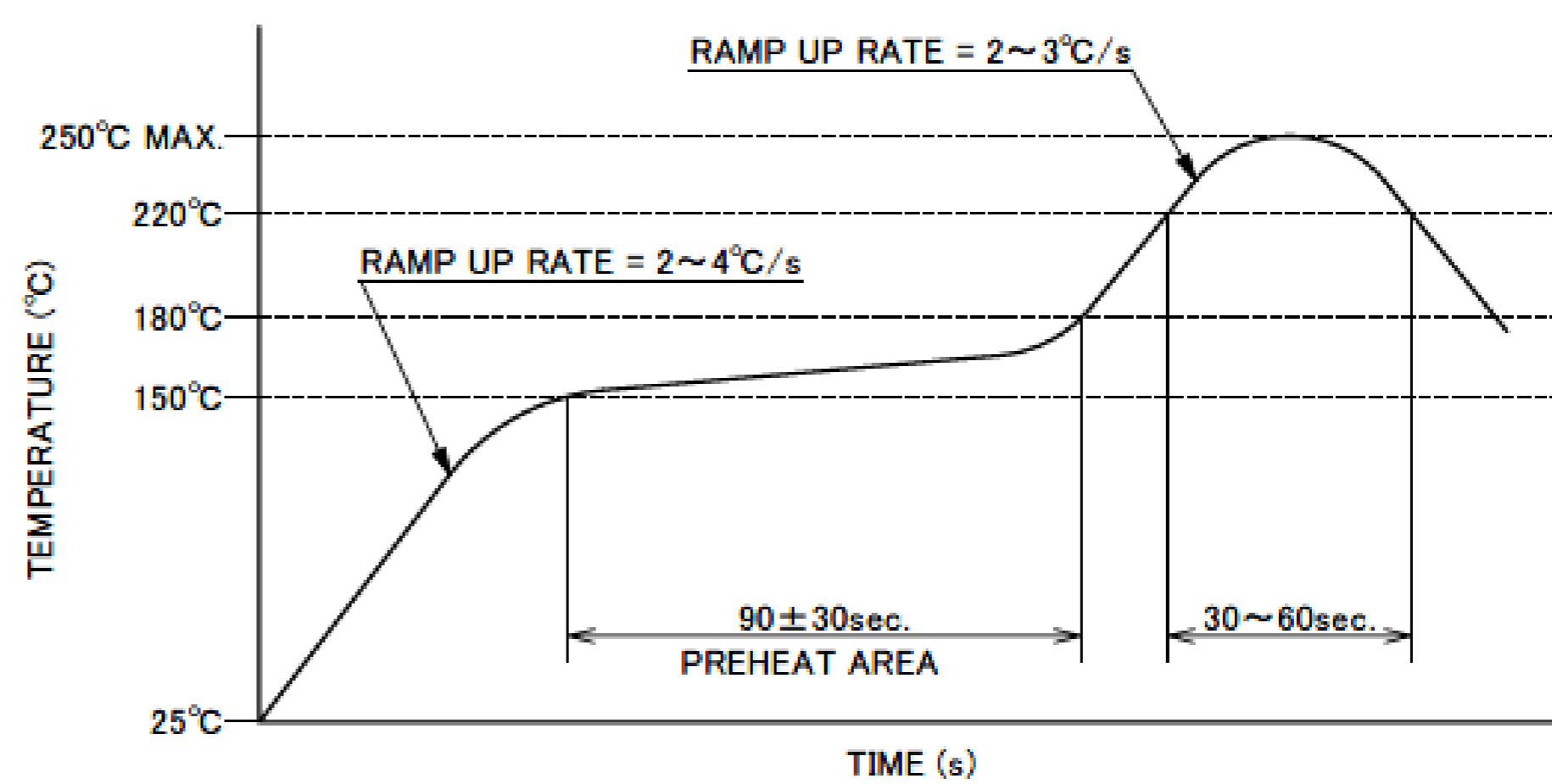


THICKNESS: 0.10mm

METAL MASK



CONNECTOR ON RECOMMENDED FOOTPRINT PATTERN



REFLOW TEMPERATURE PROFILE
SENJU METAL INDUSTRY CO., LTD. : M705-SHF(Sn96.5 Ag3.0 Cu0.5)

NOTES.
2. NO GROUND, SIGNAL, AND RESIST IN THIS AREA.
3. DO NOT MOUNT ANOTHER COMPONENT IN THIS AREA.

Rev.4

MP-A03

ITEMS	SPECIFICATION
APPLICABLE CONNECTOR PART No.	• CABLE CLAMP (3mm) FOR Φ 0.64 COAXIAL CABLE (P/N: 2918-0302) • CABLE CLAMP (6mm) FOR Φ 0.64 COAXIAL CABLE (P/N: 2918-0602)
OPERATING TEMPERATURE	233~358K(-40°C~+85°C)
OPERATING HUMIDITY	85% MAX.(NON-CONDENSING)
CONTACT RESISTANCE	INITIAL : 70mohm MAX. / AFTER TEST : 70mohm MAX.
DURABILITY	5 CYCLES
MATING FORCE (INITIAL / AFTER TEST)	INITIAL : 25N MAX. / AFTER TEST : 25N MAX.
UNMATING FORCE (INITIAL / AFTER TEST)	INITIAL : 3N MIN. / AFTER TEST : 2N MIN.
PRODUCT SPECIFICATION	PRS-2130
TEST REPORT	TR-15085
PACKING STANDARD	PST-15081
INSTRUCTION MANUAL	HIM-15029
APPEARANCE CRITERIA No.	QLS-A***

Rev.4


Custom Products Available

RF Connector

MHF® series



Micro-coaxial/Twinax/ Discrete Wire Connector



CABLINE® series




Optical Module

LIGHTPASS® series



NOVASTACK® series



Board-to-Board Connector



Power Connector/ Terminal

AP series

ISH® series



MINIFLEX® series

EVAFLEX® series




FPC FFC Connector



Inquiry



MINIDOCK® series



I/O Connector

I-PEX, MHF, CABLINE, LIGHTPASS, NOVASTACK, ISH, IARPB, MINIFLEX, EVAFLEX, MINIDOCKS and ZenShield are registered trademarks of I-PEX Inc. Please note that the contents in the catalog might be changed without prior notification. I-PEX Inc. assumes no responsibility for any inaccuracies or obligation to update information on these documents. Please be sure to read and understand the latest "Precautions for Use" and "Instruction Manual" before you use our products. We shall not be responsible for any defects, damages or troubles in case you use our products without following the precautions for use. Please feel free to contact our sales representatives when you use our products for any applications that require very high reliability and safety, or that relate to human life (ex. nuclear power control, aerospace, transportation, medical equipment, safety equipment etc.).

Contact your sales representative or more detailed information.

www.i-pex.com



I-PEX

© I-PEX Inc. 2024
All rights reserved