

# MINIFLEX® 5-FF

ホールドダウンによる堅牢性、高さ = 2.55 mm、0.5 mmピッチ、水平嵌合、フロントフリップ

## Product Specifications:

Board Pitch (mm)	0.5	
Wiping Length (mm)	1.40	
Size (mm)	Height	2.55 +/- 0.2
	Width	Formula: 4.9+(0.5*?p)
	Depth	Open: 6.4 Close: 7.2
Pin counts	Range	10-80 (even)
	Available	20, 30, 40, 50, 55, 60, 64, 68

## Applicable FPC/FFC:

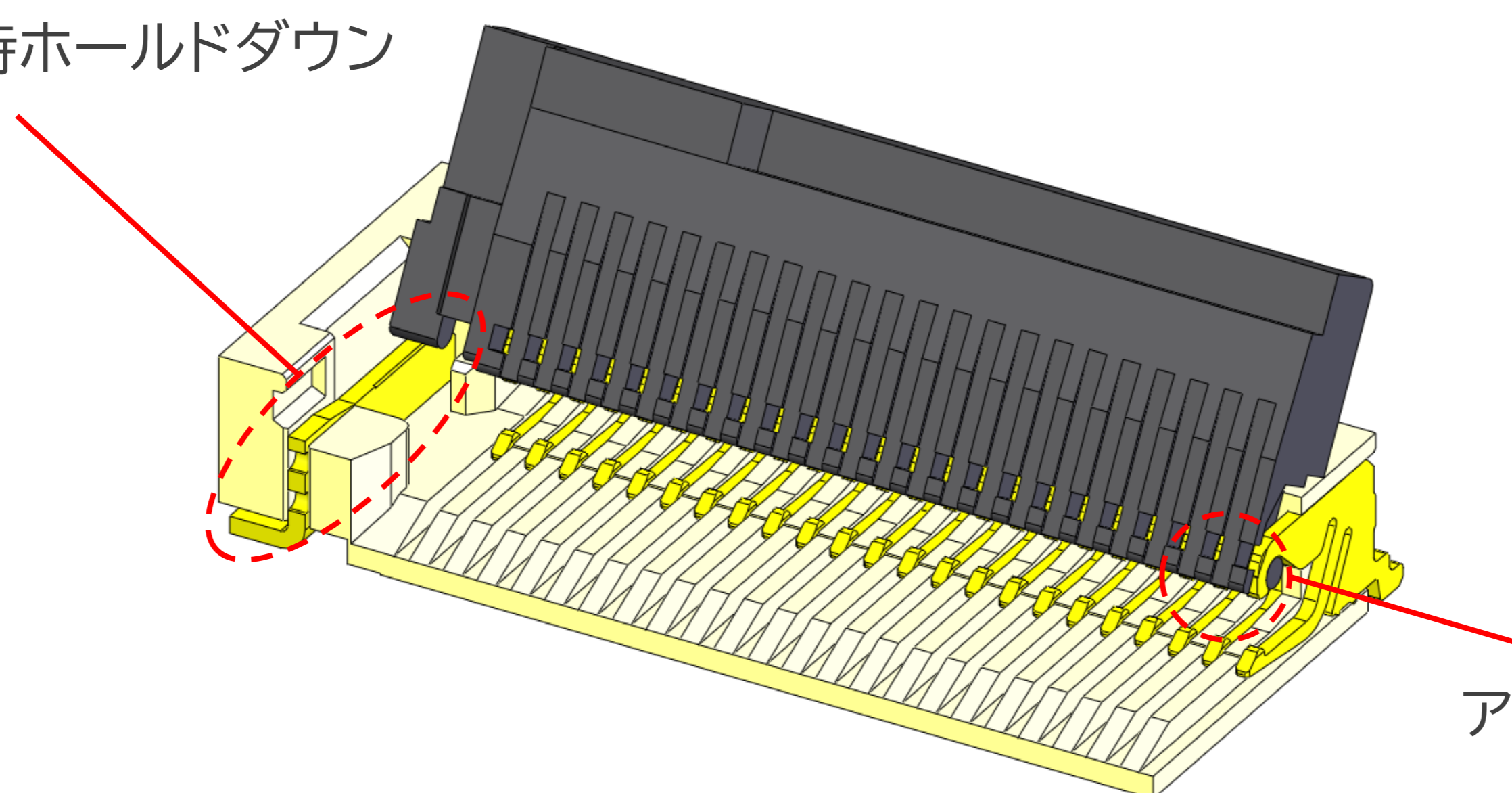
FPC/FFC Contact Pitch	0.5
FPC/FFC Contact Point	Bottom
FPC/FFC Thickness (mm)	0.3 +/- 0.05

\*記載のない極数の対応状況についてはお問い合わせください。



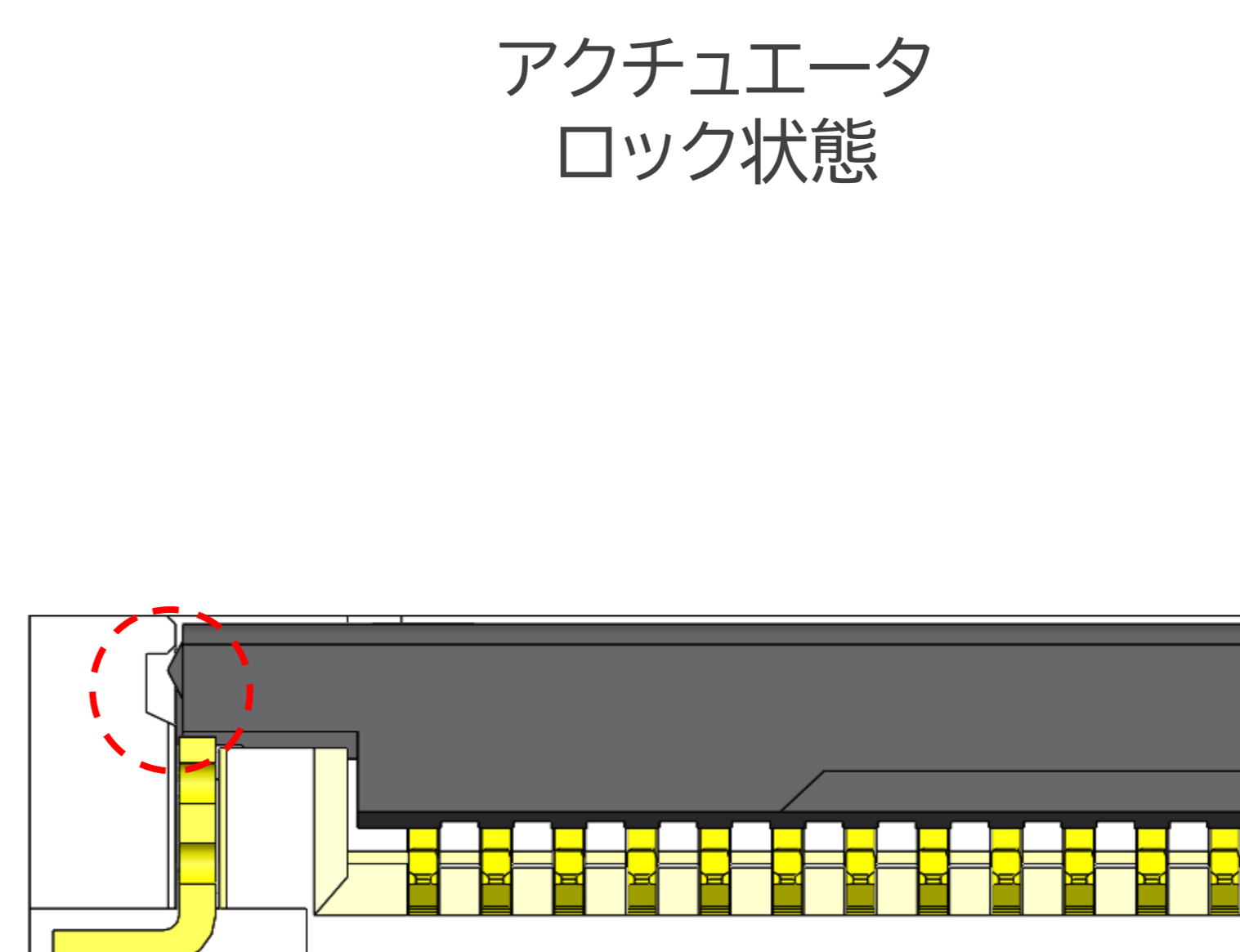
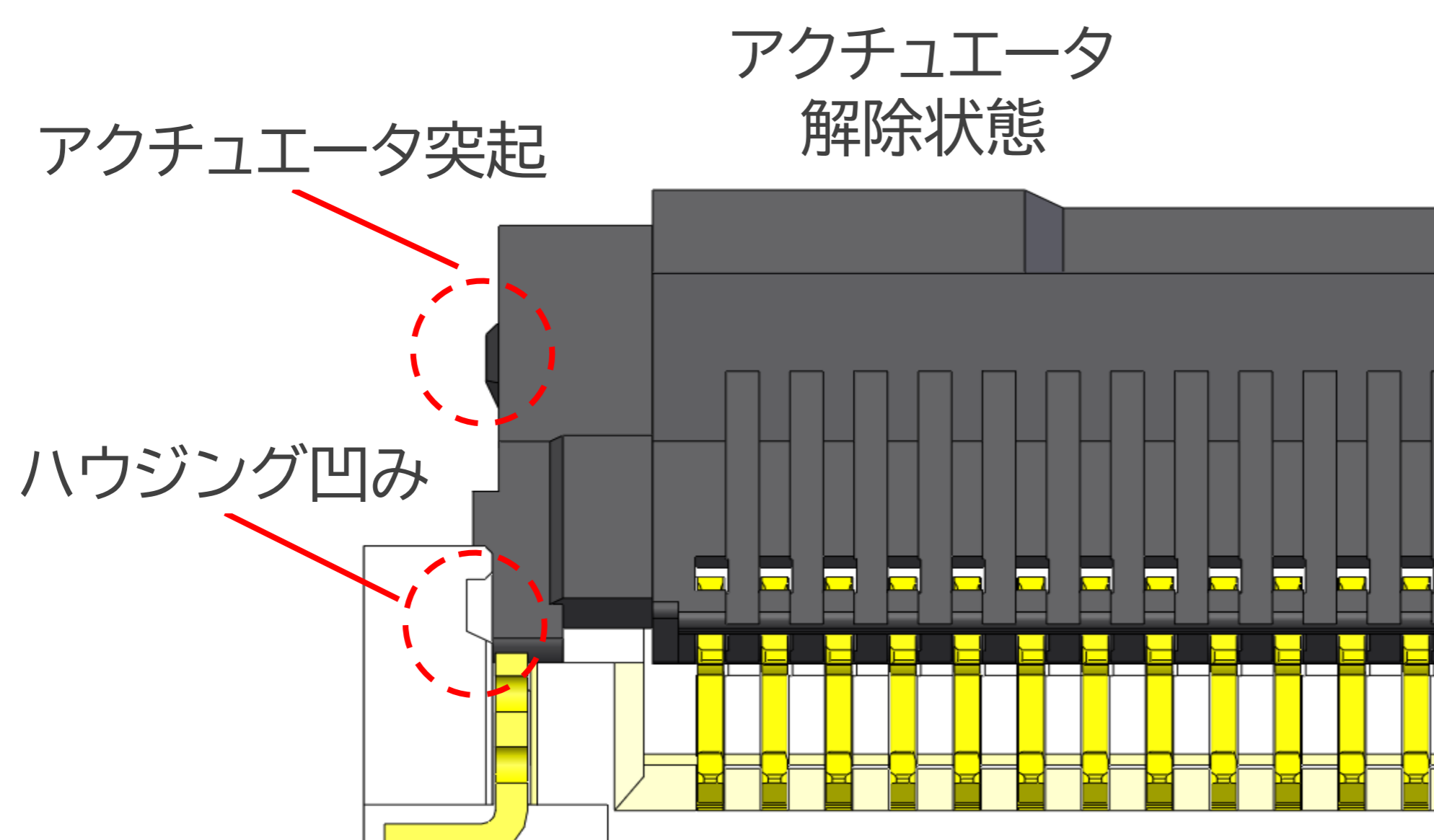
## ▶ ホールドダウンによるアクチュエータ外れ防止機構

アクチュエータ保持ホールドダウン



アクチュエータ保持各接点

## ▶ アクチュエータ突起部分により、突発的なアクチュエータ解除を防ぐ

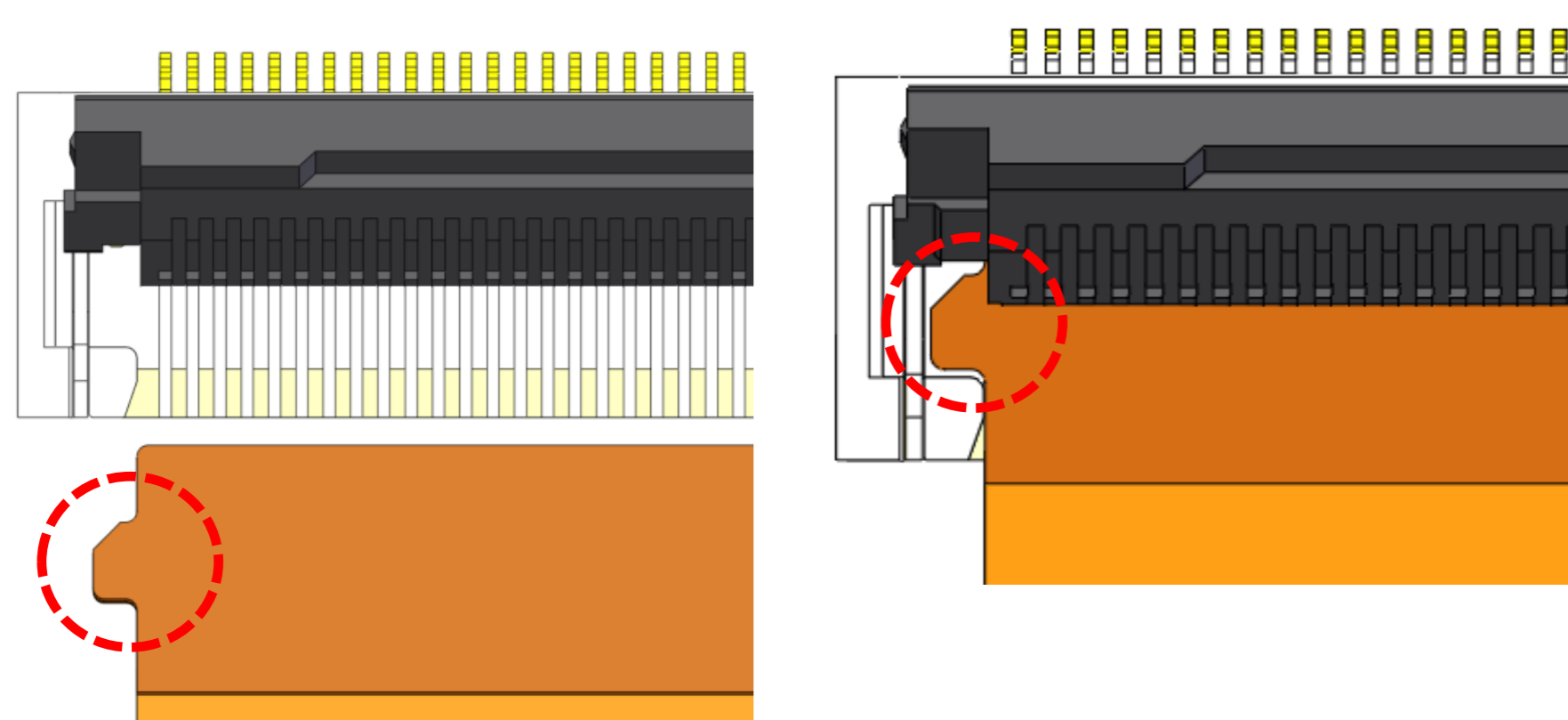


## ▶ FPC/FFCの耳あり/なしが選択可能

FPC/FFC 切欠き付

Before

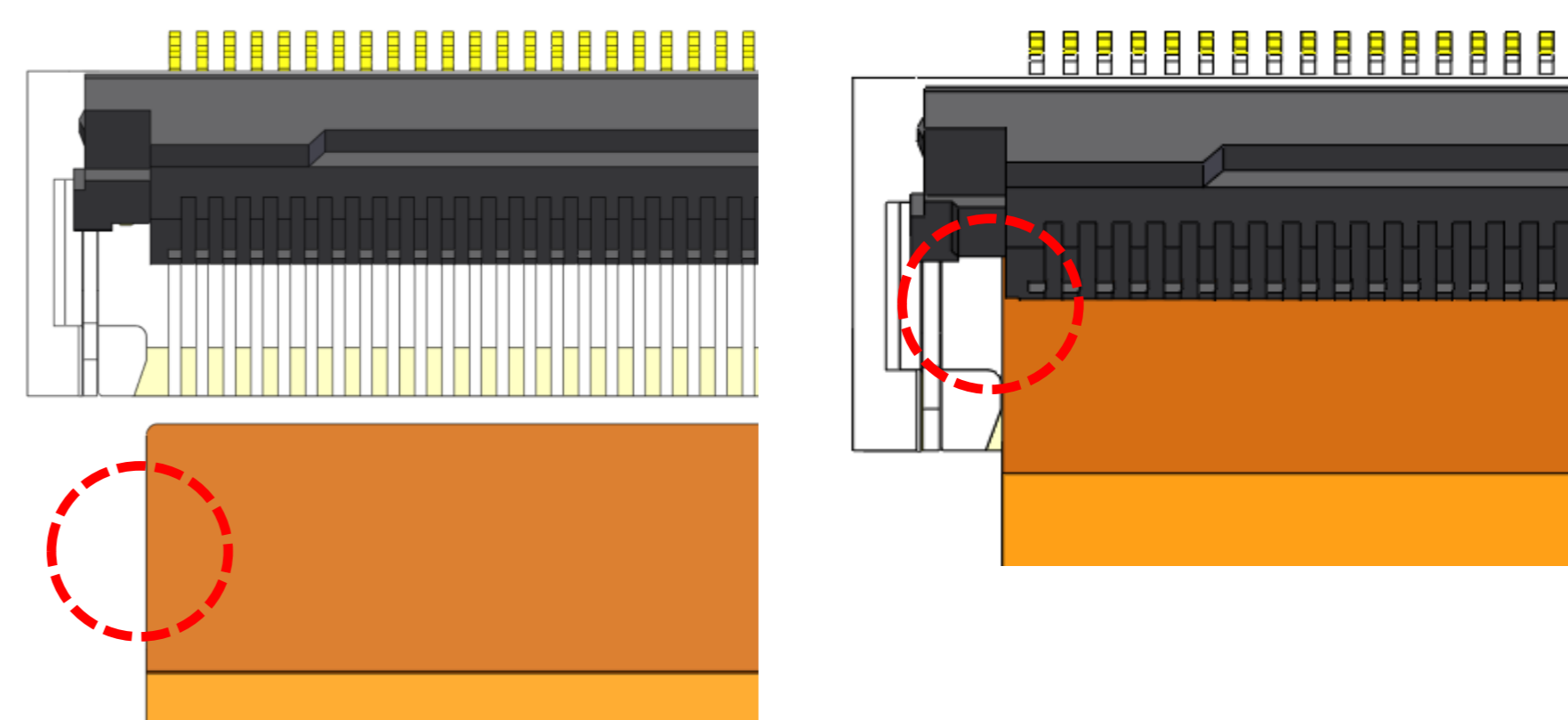
After



FPC/FFC 切欠きなし

Before

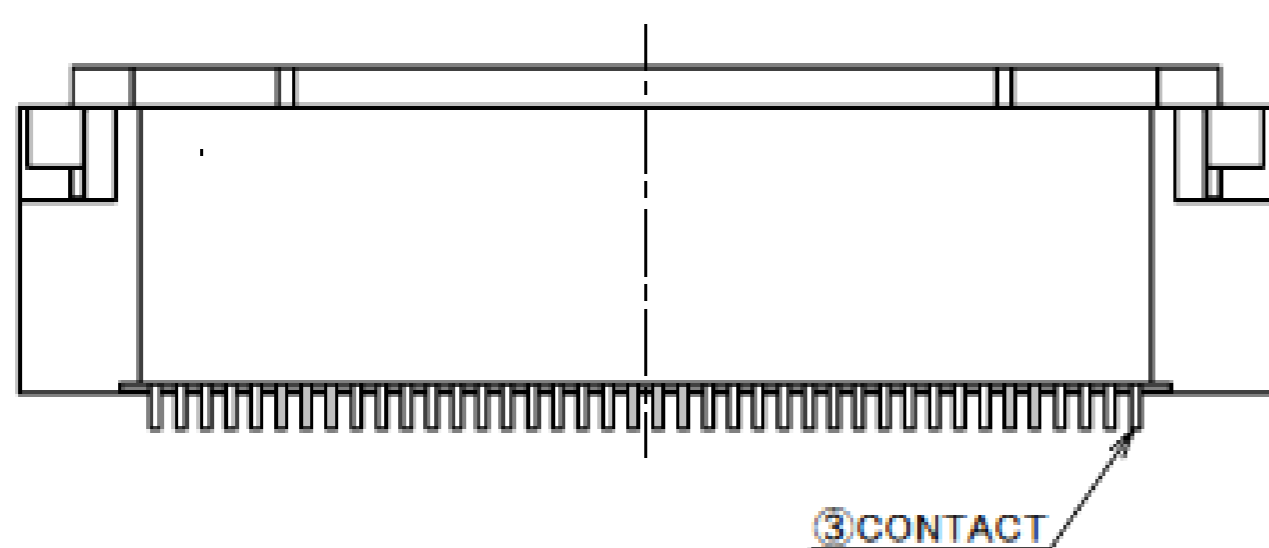
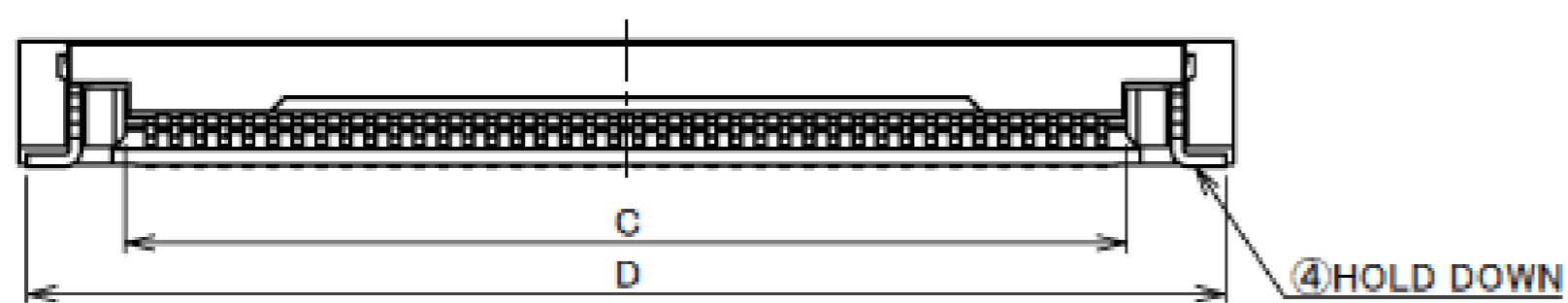
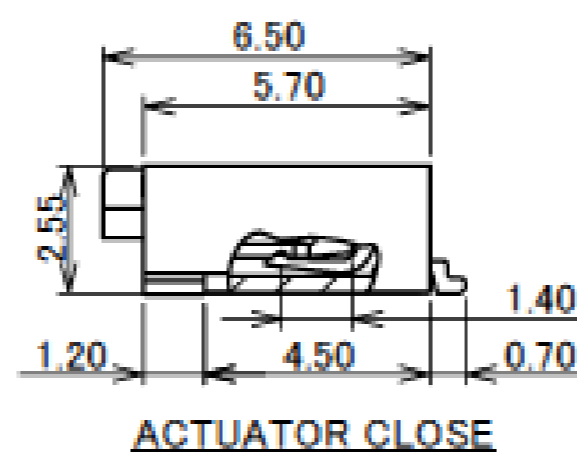
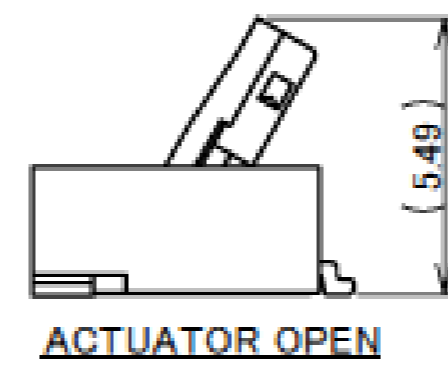
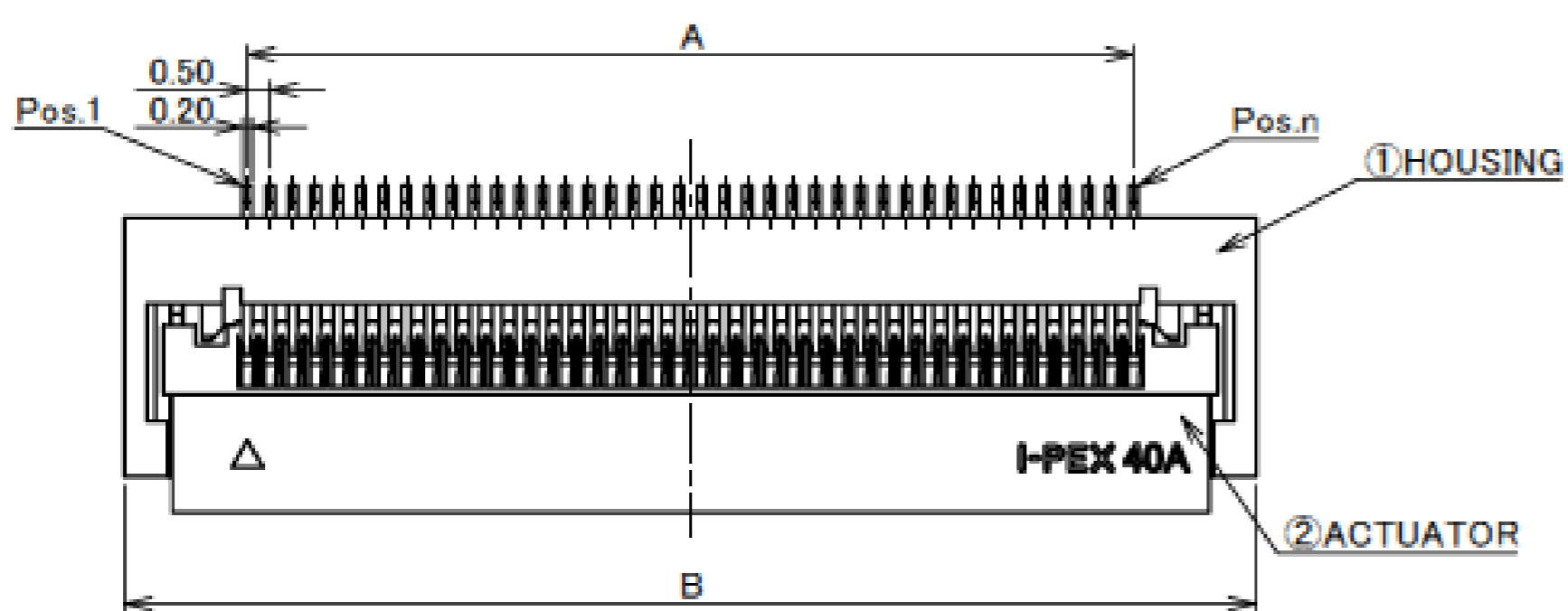
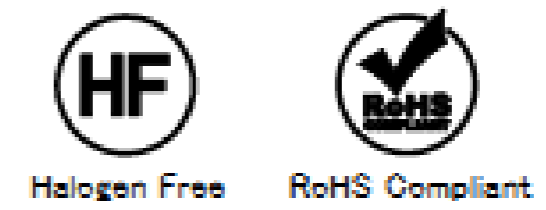
After



# Component Parts Details

## Connector Assembly

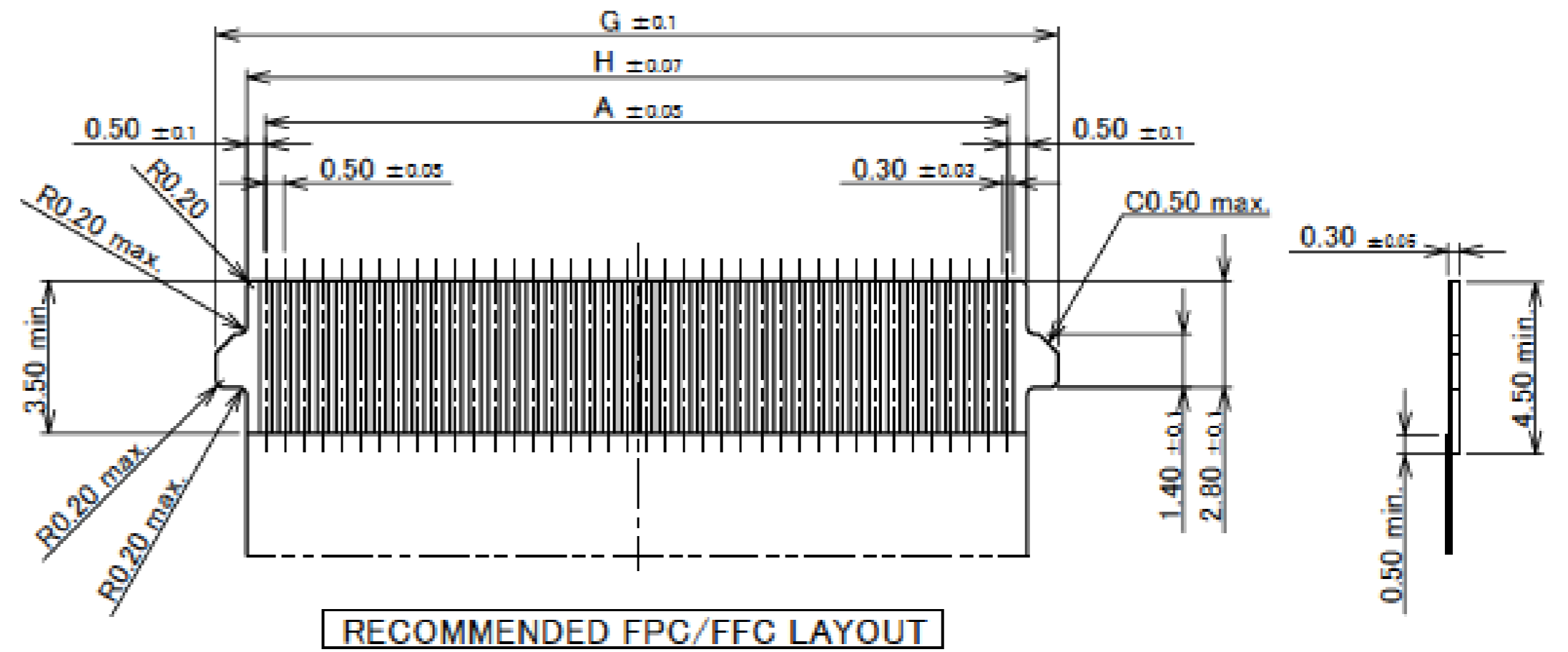
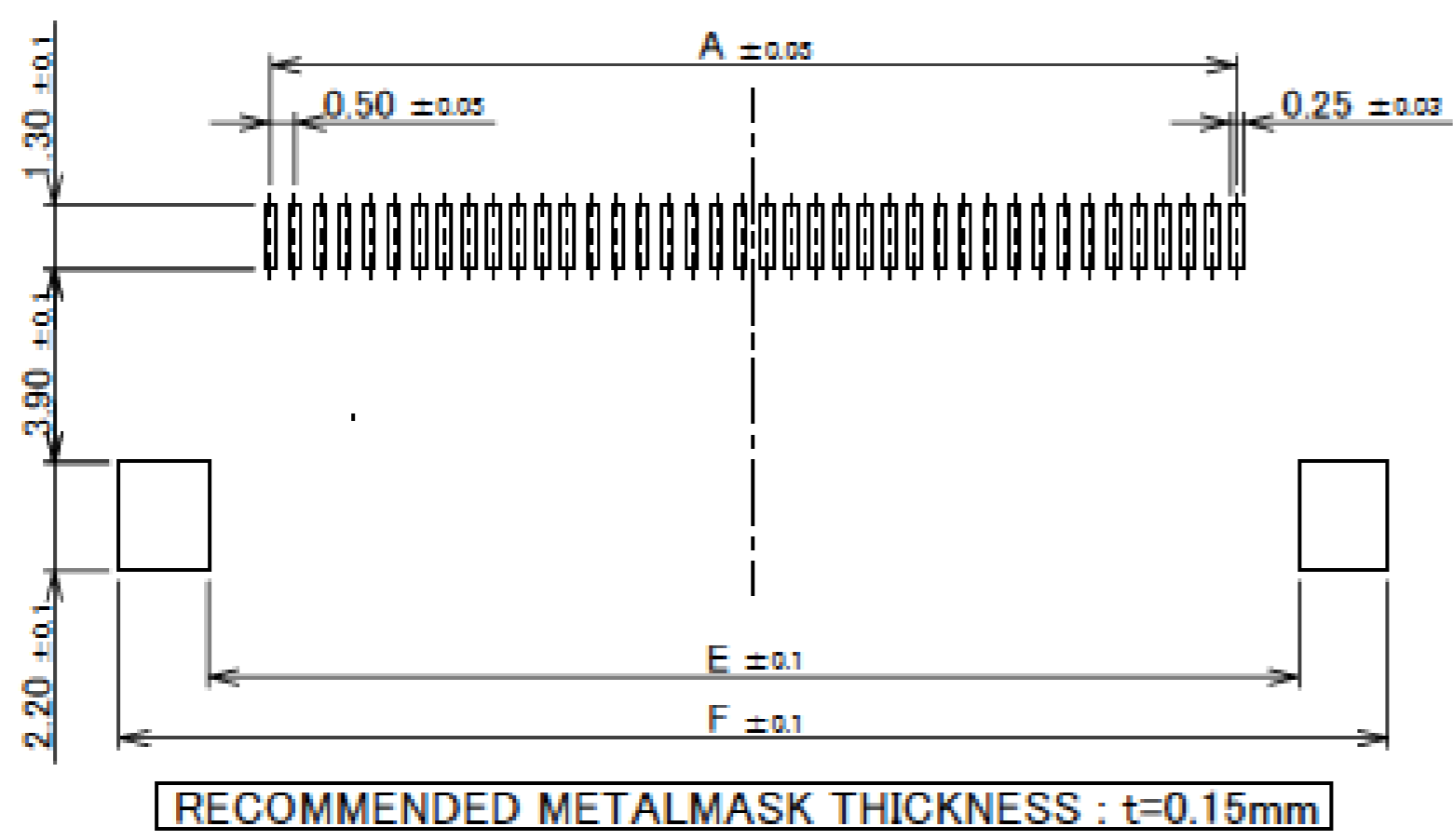
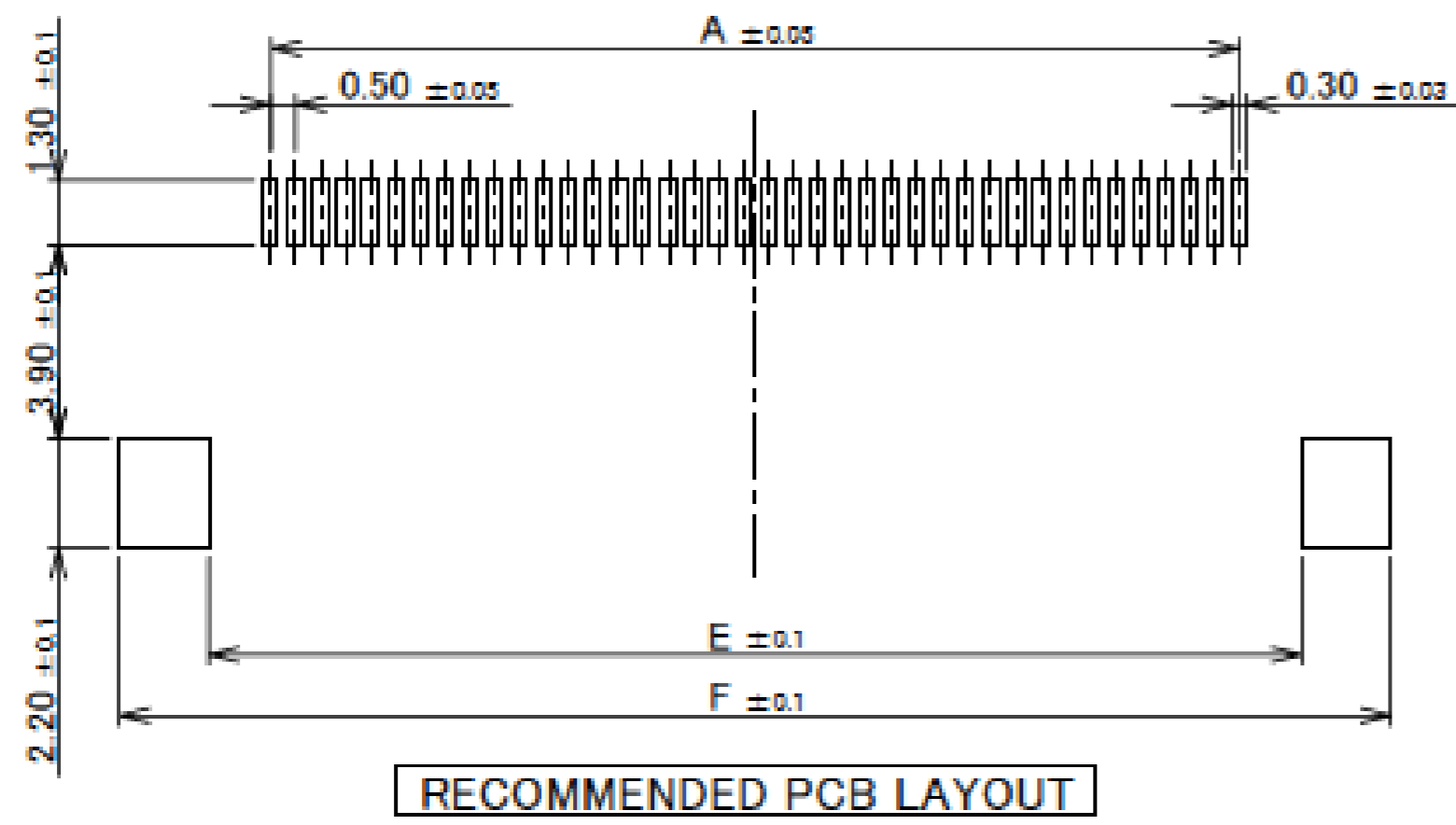
Recommended P/N		20647-0**E-01			
PART No.	Pos.	A	B	C	D
20647-020E-01	20P	9.50	14.90	10.57	14.58
20647-030E-01	30P	14.50	19.90	15.57	19.58
20647-040E-01	40P	19.50	24.90	20.57	24.58
20647-050E-01	50P	24.50	29.90	25.57	29.58
20647-055E-01	55P	27.00	32.40	28.07	32.08
20647-060E-01	60P	29.50	34.90	30.57	34.58
20647-064E-01	64P	31.50	36.90	32.57	36.58
20647-068E-01	68P	33.50	38.90	34.57	38.58



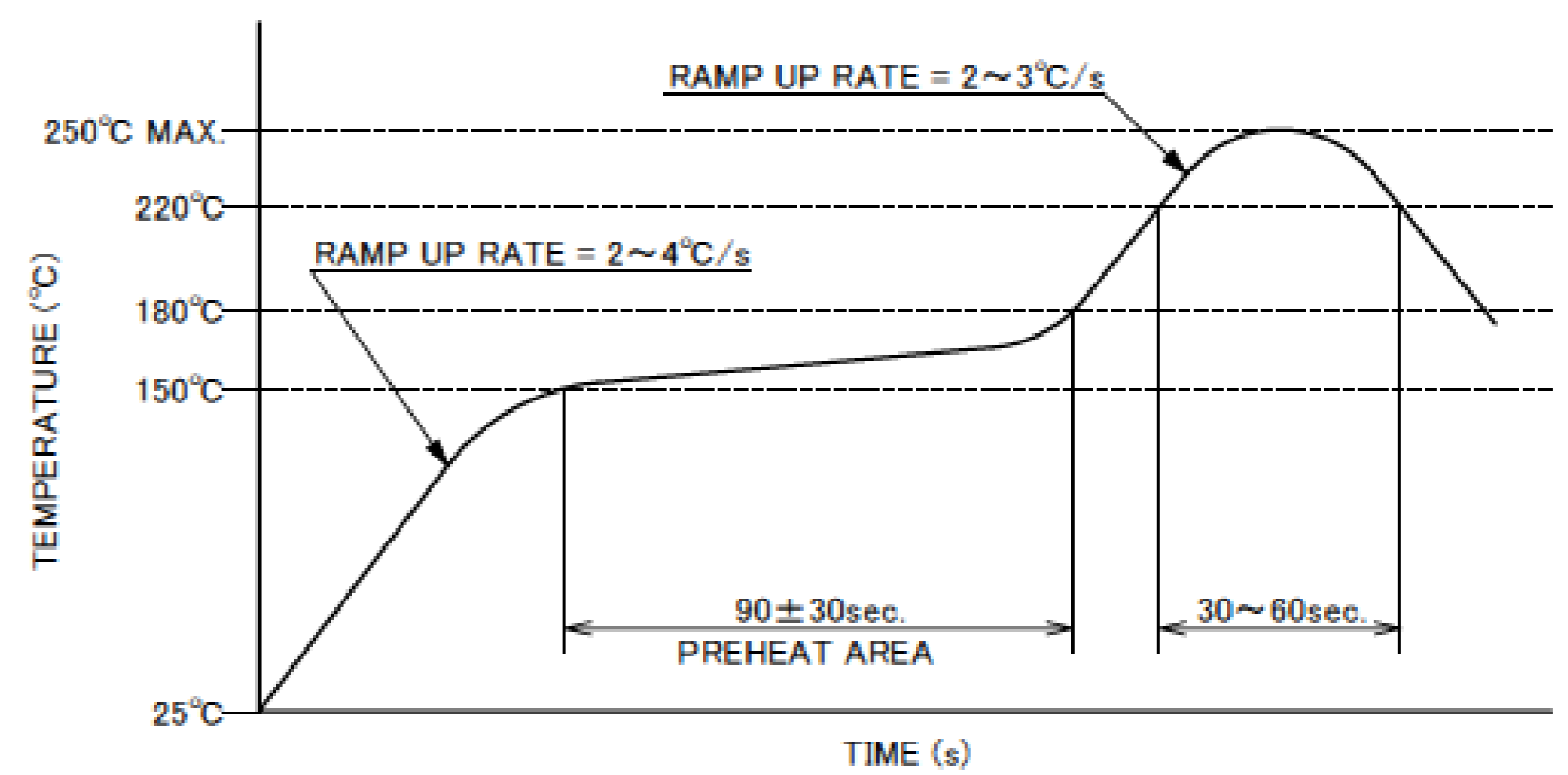
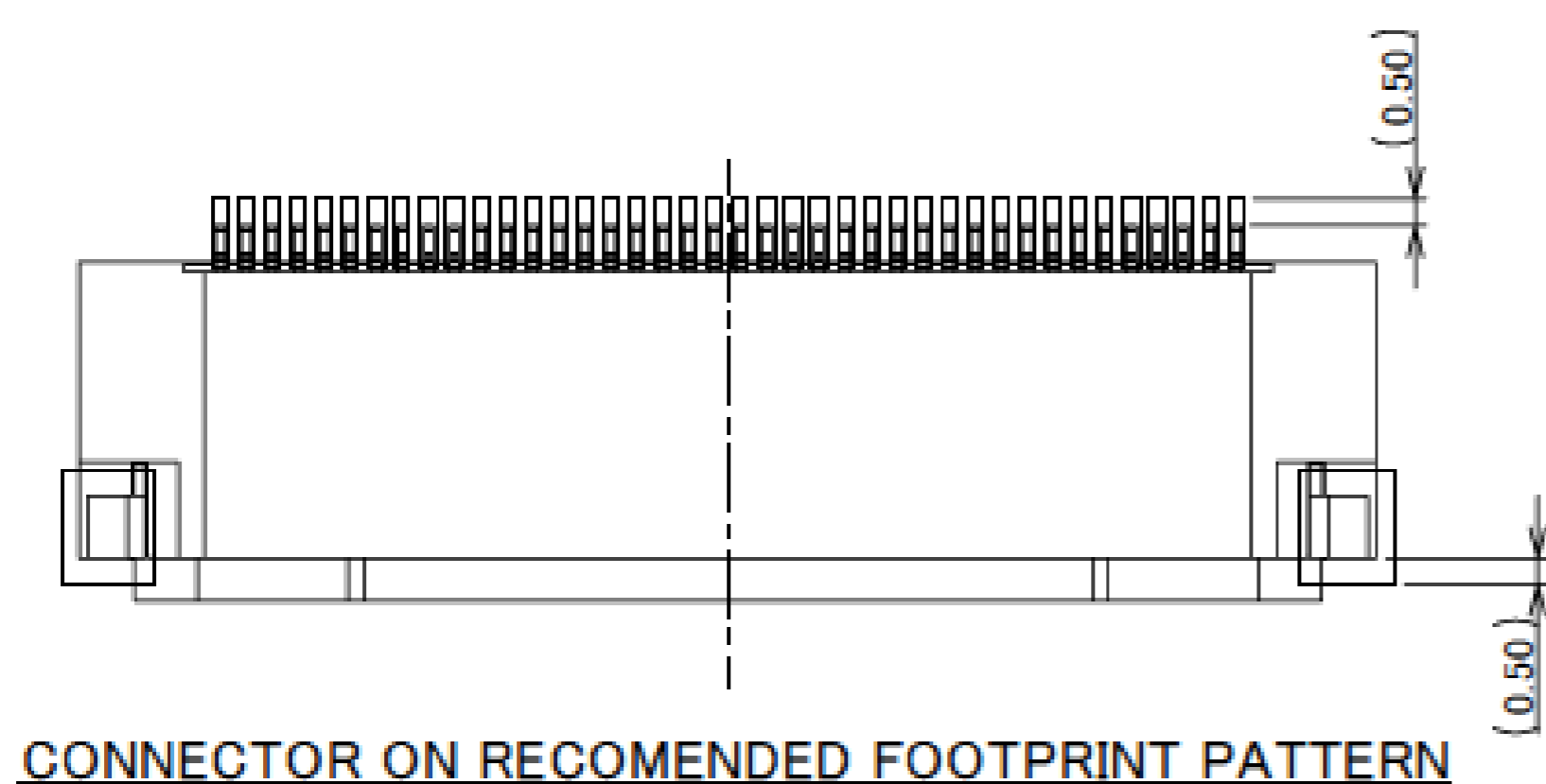
4	HOLD DOWN	COPPER ALLOY	SOLDERING AREA : Au 0.02 $\mu$ m MIN. OVER Ni 1.00 $\mu$ m MIN.
3	CONTACT	COPPER ALLOY	CONTACT AREA : Au 0.03 $\mu$ m MIN. OVER Ni 1.00 $\mu$ m MIN. SOLDERING AREA : Au 0.03 $\mu$ m MIN. OVER Ni 1.00 $\mu$ m MIN.
2	ACTUATOR	LCP	UL94V-0 BLACK
1	HOUSING	LCP	UL94V-0 BEIGE
NO.	DISCRIPTION	MATERIAL	FINISH , REMARKS

# Connector Assembly

Pos.	A	E	F	G	H
20P	9.50	12.00	15.60	12.10	10.50
30P	14.50	17.00	20.60	17.10	15.50
40P	19.50	22.00	25.60	22.10	20.50
50P	24.50	27.00	30.60	27.10	25.50
55P	27.00	29.50	33.10	29.60	28.00
60P	29.50	32.00	35.60	32.10	30.50
64P	31.50	34.00	37.60	34.10	32.50
68P	33.50	36.00	39.60	36.10	34.50



- NOTES
- MATERIAL
    - COVER FILM : PI
    - CONDUCTOR : COPPER
    - BASE FILM : PI
    - STIFFENER : PI
    - ADHESIVE : THERMOSETTING ADHESIVE
  - FINISH
    - Au OVER Ni UNDER PLATING



Rev.12

Rev.12

# Plug for Cable Assembly

ITEMS	SPECIFICATION
RATING VOLTAGE	50V AC (PER CONTACT PIN)
RATING AMPERAGE (FOR CONTACT)	0.5A DC (PER CONTACT PIN) / 0.35A DC(AVAILABLE FOR ALL PIN)
OPERATING TEMPERATURE	233~378K(-40°C~+105°C)
OPERATING HUMIDITY	90% MAX.(NON-CONDENSING)
CONTACT RESISTANCE (FOR CONTACT)	INITIAL : 40mohm MAX. / AFTER TEST : <math>\leq</math>20mohm MAX.
INSULATION RESISTANCE	INITIAL : 500Mohm MIN. / AFTER TEST : 500Mohm MIN.
DIELECTRIC WITHSTANDING VOLTAGE	AC200V 1min
DURABILITY	20 CYCLES
CABLE RETENTION FORCE	20P : 8.0N MIN.
	30P : 12.0N MIN.
	40P : 16.0N MIN.
	50P : 20.0N MIN.
	55P : 22.0N MIN.
	60P : 24.0N MIN.
	64P : 25.6N MIN.
68P : 27.2N MIN.	
PRODUCT SPECIFICATION	PRS-2039
TEST REPORT	TR-14129
PACKING STANDARD	PST-14086
INSTRUCTION MANUAL	HIM-15007
APPEARANCE CRITERIA No.	QLS-A***


Rev.12


# Custom Connectors Available

 RF Connector

MHF® series



 CABLINE® series  
Micro-coaxial/Twinax/  
Discrete Wire Connector




 Optical Module

LIGHTPASS® series



NOVASTACK® series

 Board-to-Board Connector



 Power Connector/  
Terminal

AP series

ISH® series



MINIFLEX® series

EVAFLEX® series

 FPC FFC Connector




Inquiry



MINIDOCK® series


 I/O Connector



I-PEX, MHF, CABLINE, LIGHTPASS, NOVASTACK, ISH, IARPB, MINIFLEX, EVAFLEX, MINIDOCKS and ZenShield are registered trademarks of I-PEX Inc. Please note that the contents in the catalog might be changed without prior notification. I-PEX Inc. assumes no responsibility for any inaccuracies or obligation to update information on these documents. Please be sure to read and understand the latest "Precautions for Use" and "Instruction Manual" before you use our products. We shall not be responsible for any defects, damages or troubles in case you use our products without following the precautions for use. Please feel free to contact our sales representatives when you use our products for any applications that require very high reliability and safety, or that relate to human life (ex. nuclear power control, aerospace, transportation, medical equipment, safety equipment etc.).

Contact your sales representative or more detailed information.

[www.i-pex.com](http://www.i-pex.com)



# I-PEX

© I-PEX Inc. 2024  
All rights reserved