

MINIFLEX® 5-BFN II LK

機械鎖扣, Hold down款式的堅固設計 ·
低背(高度 = 1.0 mm) · 0.5 mm間距, 水平插拔, 後鎖式

Product Specifications:

Board Pitch (mm)	0.5	
Wiping Length (mm)	Contact A:	
	Contact B:	
Size (mm)	Height	1.0 +/- 0.1
	Width	Formula: 2.7+(0.5*?p)
	Depth	Open: 3.0 Close: 3.5
Pin counts	Range	4-28 (even)
	Available	4,6,8,10,12,14,16,18,20,24

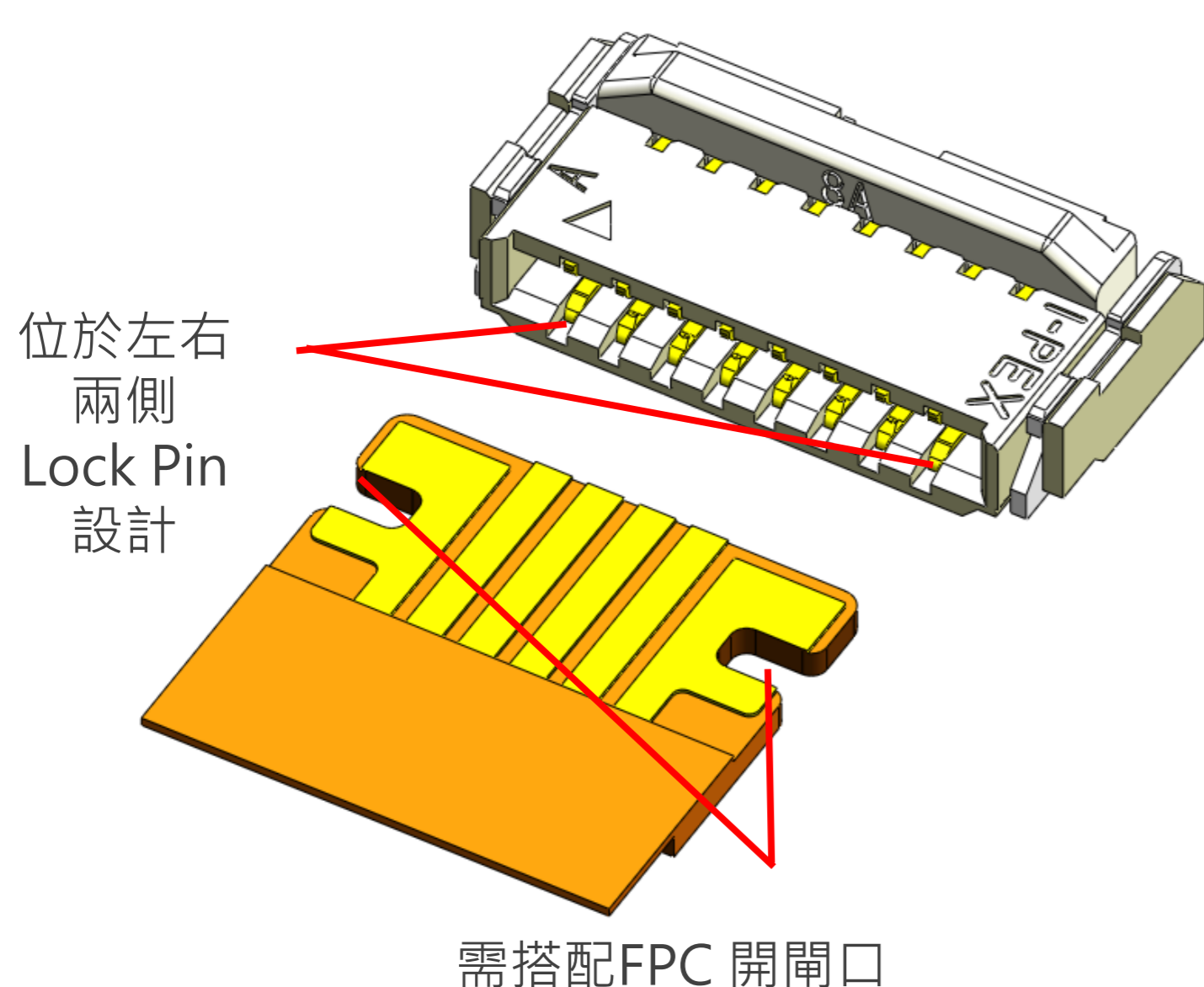
*若有規格外 Pin 數需求, 請與當地負責業務窗口聯繫。

Applicable FPC/FFC:

FPC/FFC Contact Pitch	0.5
FPC/FFC Contact Point	Top and Bottom
FPC/FFC Thickness (mm)	0.3 +/- 0.05



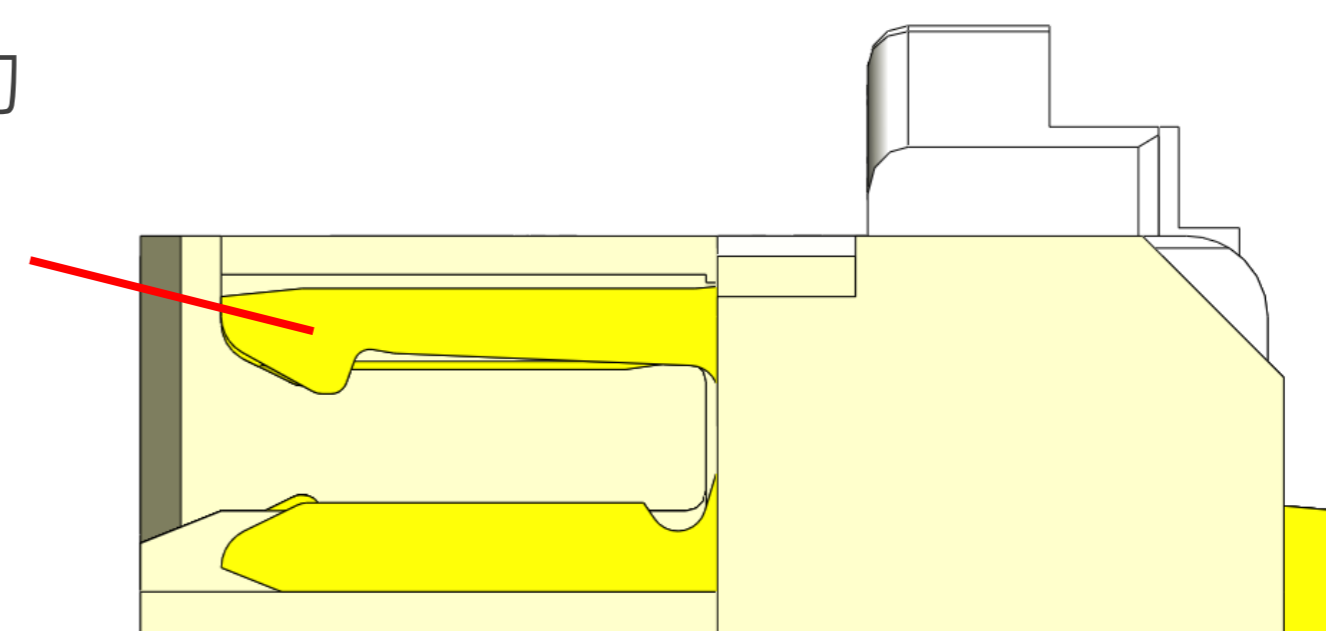
▶ 附加機械鎖扣提高 FPC 保持力



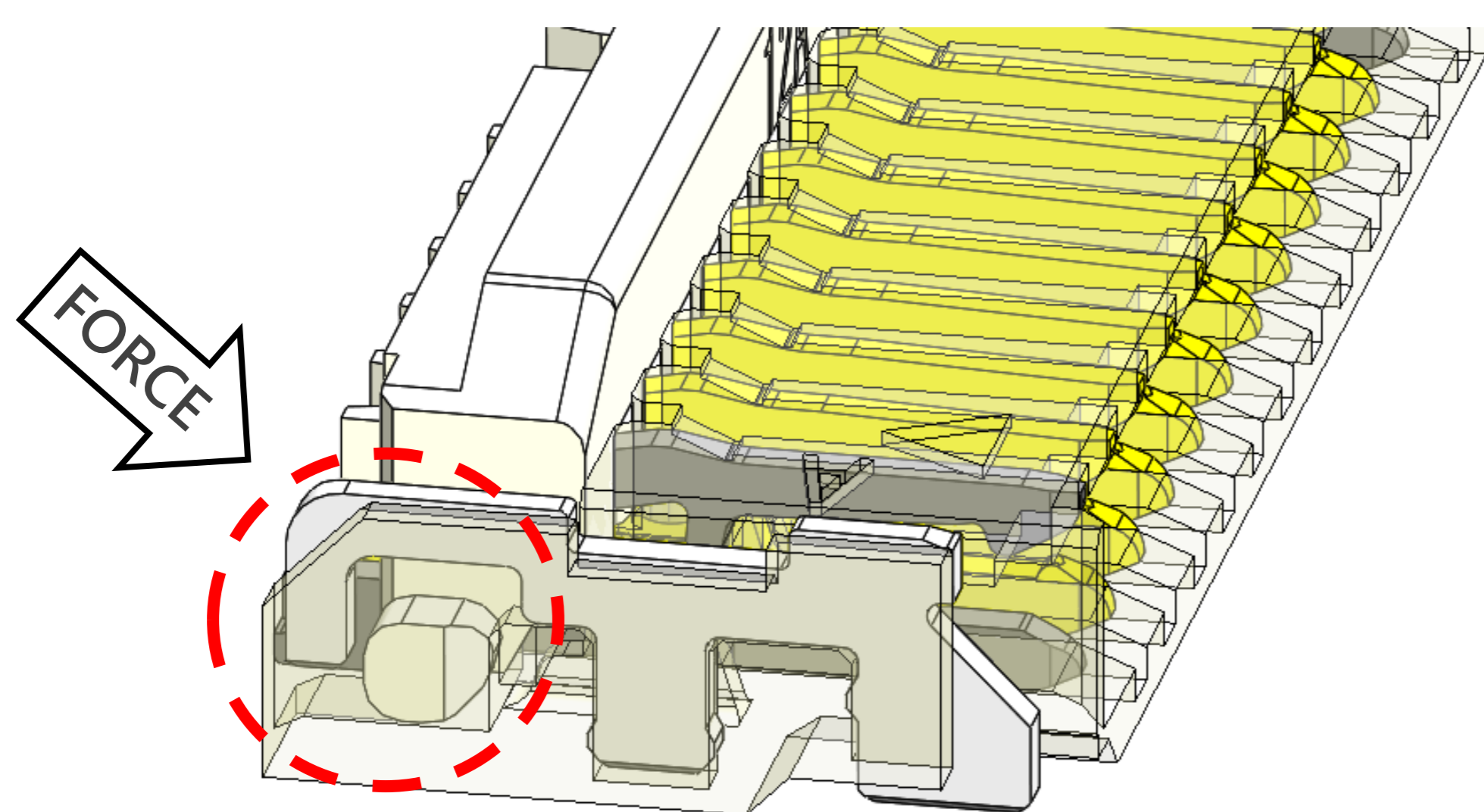
FPC 保持力比較 (6 pin)

MFX5-BFN II LK	MFX5-BFN II
10.59 N	4.17 N

LOCK 設計保有FPC高保持力



▶ 獨有的鋼琴蓋補強構造，防止連接器脫落

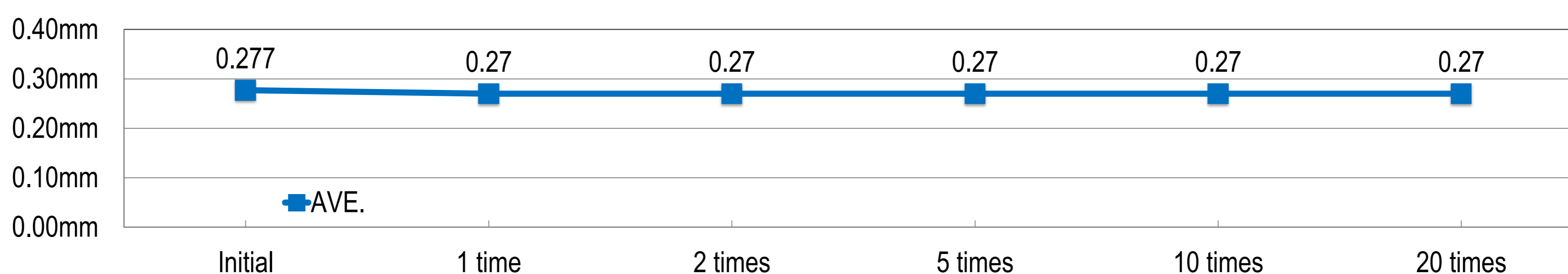


即使施加100N 的外力，鋼琴蓋也不會發生脫落
*塑膠本體會被先行破壞
*測試時的施力方向為：使鋼琴蓋最容易脫落的後上方的向下30度方向

▶ 在沒有插入FPC的情況下關閉鋼琴蓋，連接器仍可使用

即使在SMT之後未插入FPC的情況下意外關閉鋼琴蓋,也不會影響連接器特性

- 連接器功能可持續保持正常 (以下以22pin作為範例示意,在未插入FPC情況下開關鋼琴蓋的端子間距變化)

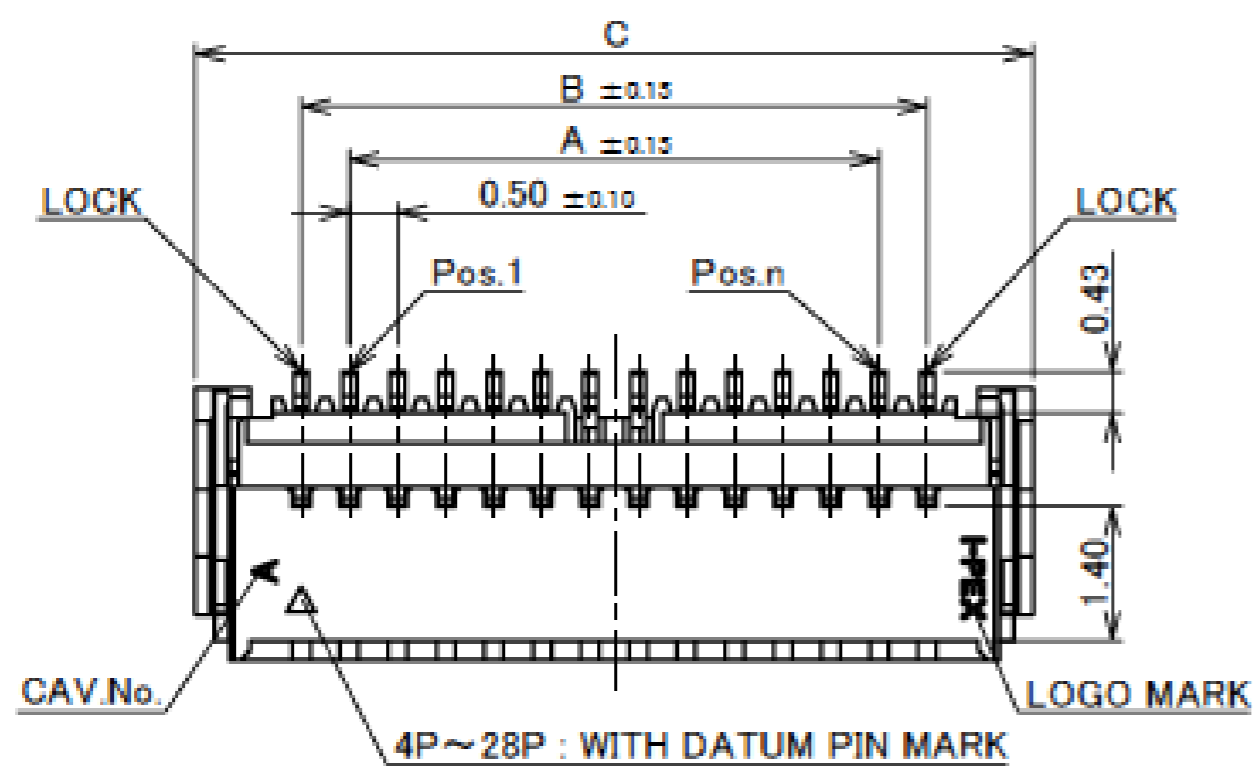


- 連接器插入力增加
- 連接器的FPC保持力卻未有明顯差異

Component Parts Details

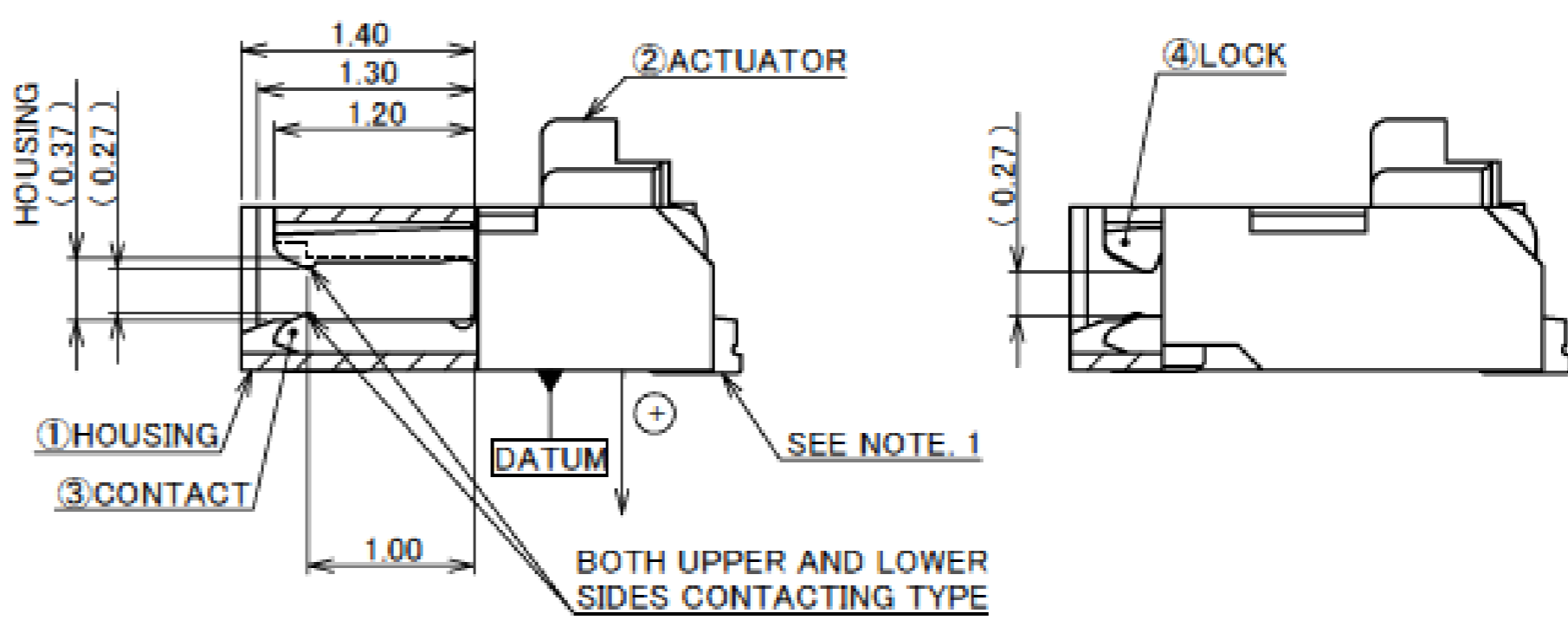
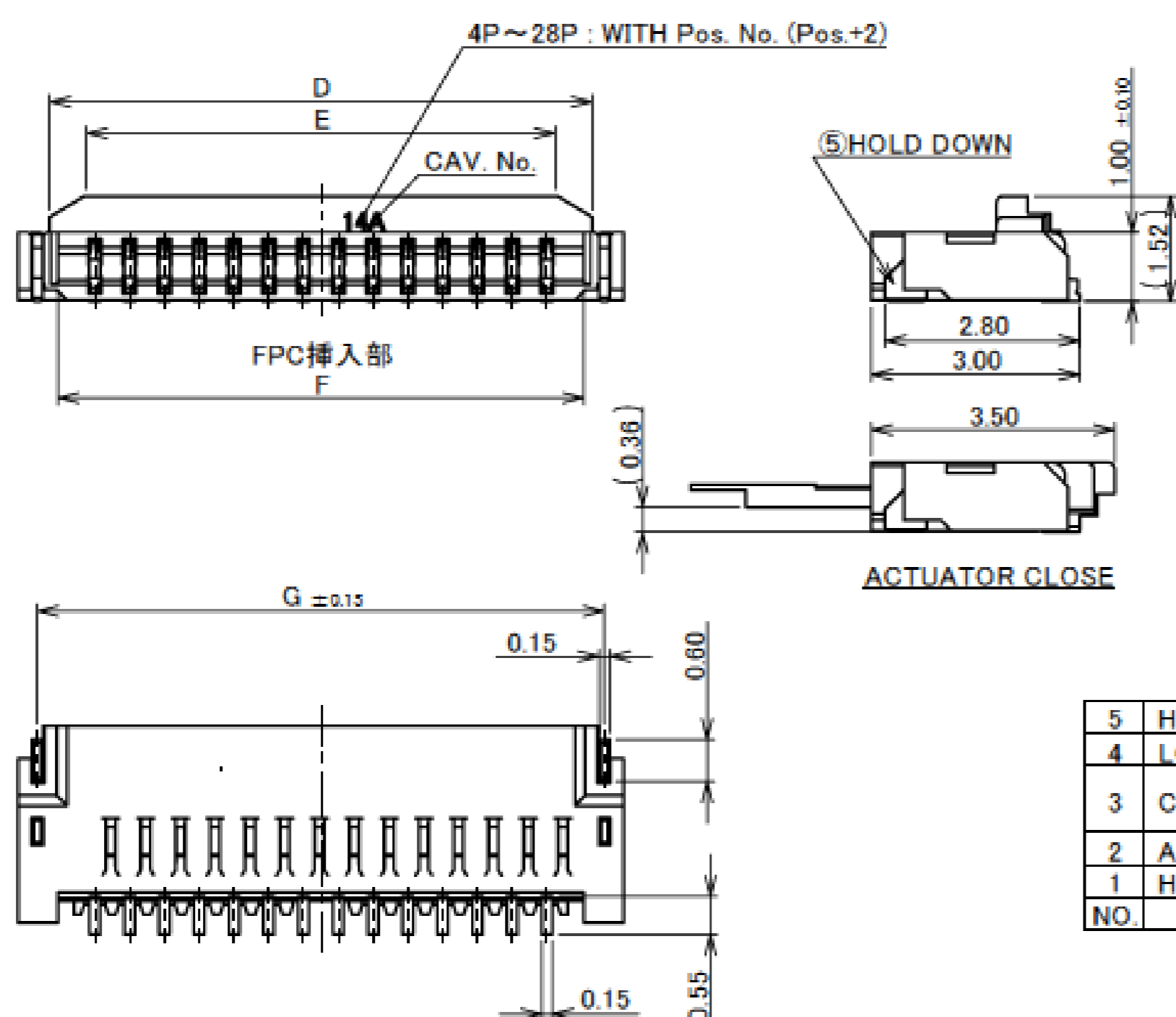
Connector Assembly

Recommended P/N 20600-0**E-01



PART No.	POS.	A	B	C	D	E	F	G
20600-004E-01	4	1.50	2.50	4.70	3.80	2.80	3.56	4.15
20600-006E-01	6	2.50	3.50	5.70	4.80	3.80	4.56	5.15
20600-008E-01	8	3.50	4.50	6.70	5.80	4.80	5.56	6.15
20600-010E-01	10	4.50	5.50	7.70	6.80	5.80	6.56	7.15
20600-012E-01	12	5.50	6.50	8.70	7.80	6.80	7.56	8.15
20600-014E-01	14	6.50	7.50	9.70	8.80	7.80	8.56	9.15
20600-016E-01	16	7.50	8.50	10.70	9.80	8.80	9.56	10.15
20600-018E-01	18	8.50	9.50	11.70	10.80	9.80	10.56	11.15
20600-020E-01	20	9.50	10.50	12.70	11.80	10.80	11.56	12.15
◆20600-022E-01	22	10.50	11.50	13.70	12.80	11.80	12.56	13.15
20600-024E-01	24	11.50	12.50	14.70	13.80	12.80	13.56	14.15
◆20600-026E-01	26	12.50	13.50	15.70	14.80	13.80	14.56	15.15
◆20600-028E-01	28	13.50	14.50	16.70	15.80	14.80	15.56	16.15

◆MARK MEANS NOT AVAILABLE.

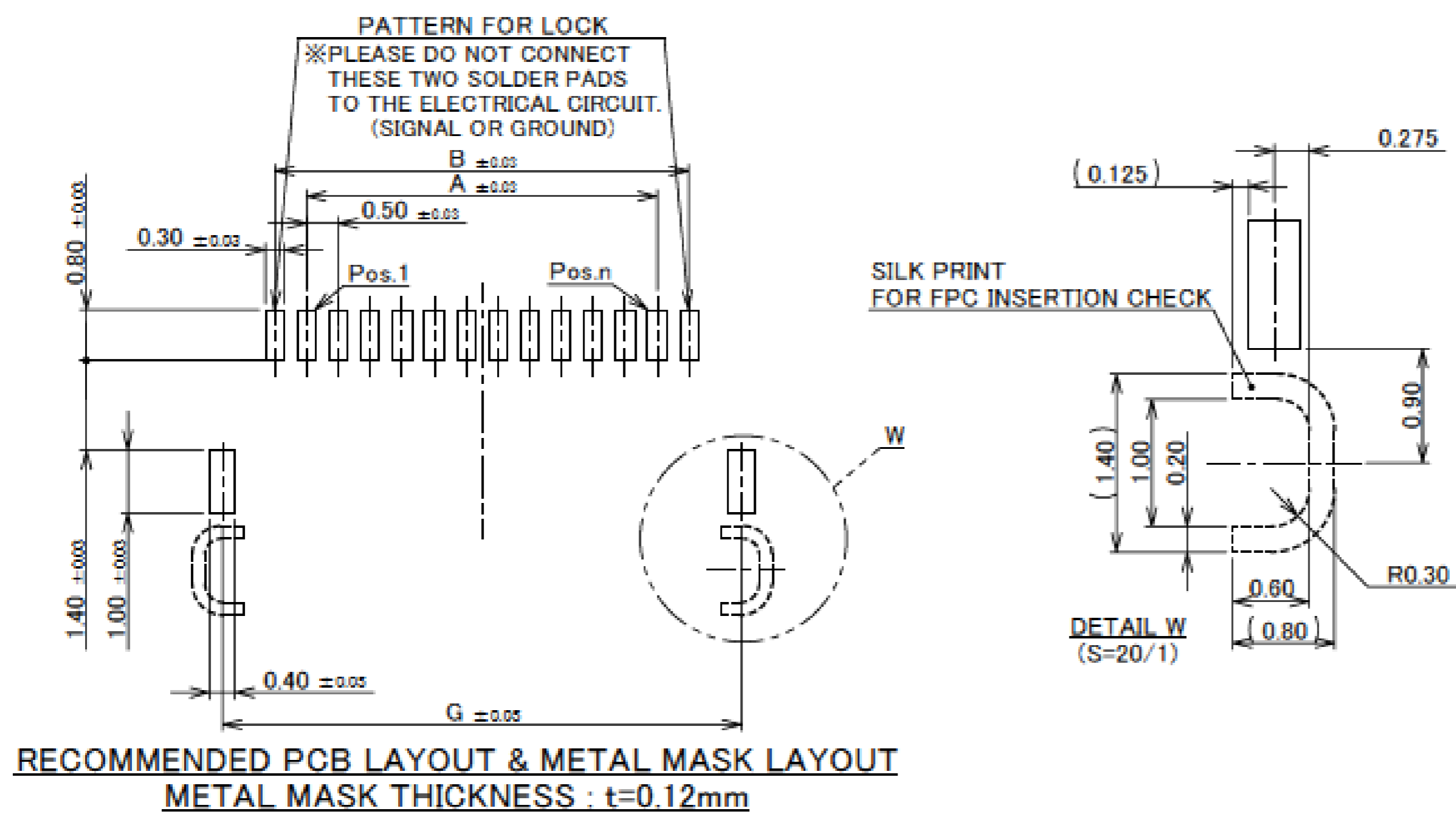


NO.	DISCRIPTION	MATERIAL	FINISH, REMARKS
5	HOLD DOWN	PHOSPHOR BRONZE	Sn 2~6 μm MIN.OVER Ni 1.0 μm MIN.
4	LOCK	PHOSPHOR BRONZE	Au 0.03 μm MIN. OVER Ni 1.0 μm MIN.
3	CONTACT	PHOSPHOR BRONZE	CONTACT AREA : Au 0.1 μm MIN. OVER Ni 1.0 μm MIN. SOLDERING AREA : Au 0.03 μm MIN. OVER Ni 1.0 μm MIN.
2	ACTUATOR	LCP	UL94V-0, BEIGE
1	HOUSING	LCP	UL94V-0, BEIGE

CAUTION VISIT OUR WEBSITE FOR LATEST VERSIONS OF INSTRUCTION MANUAL NO. HIM-12019 TO HANDLE THE PRODUCT PROPERLY AND SAFELY.

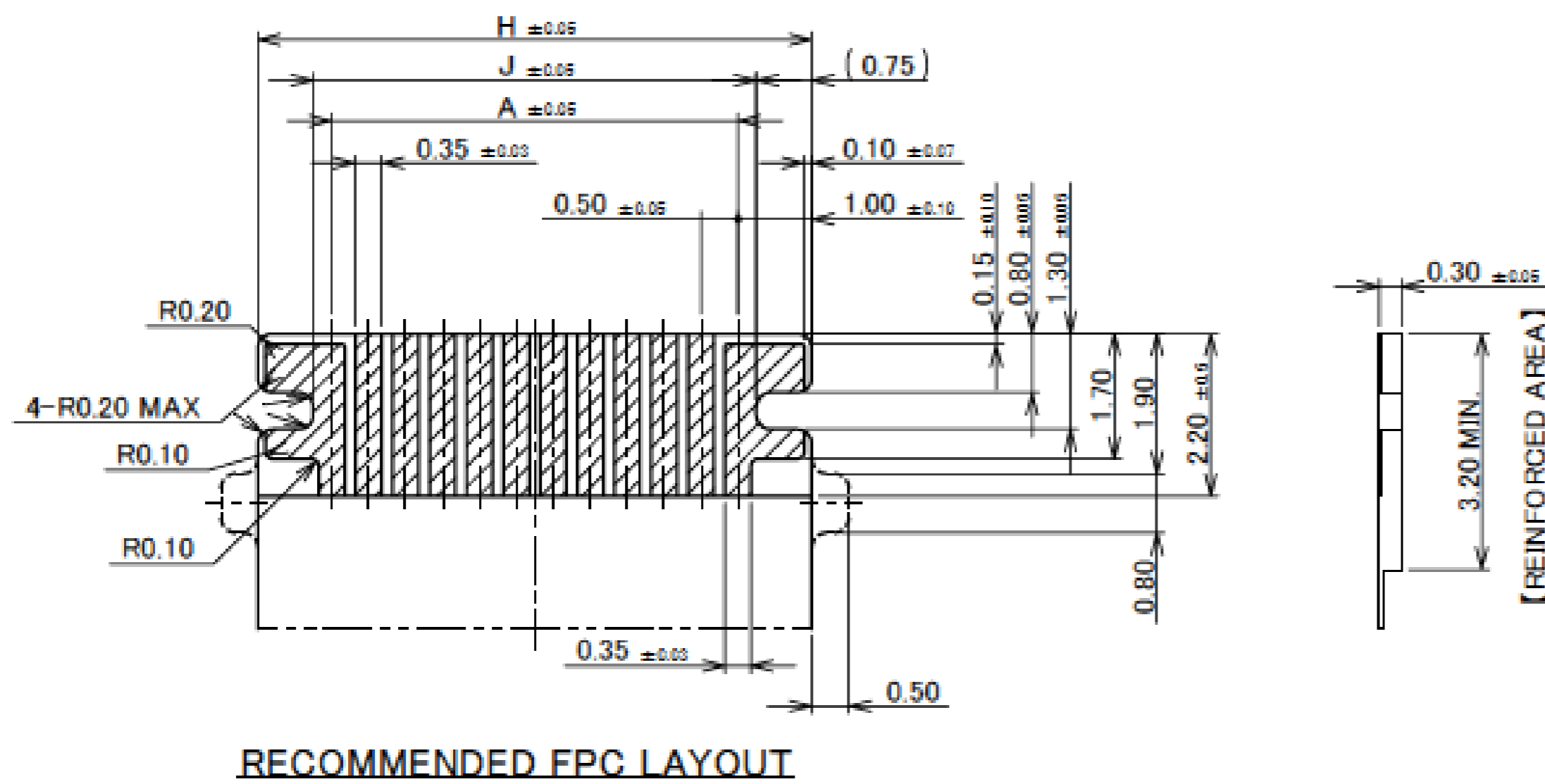
NOTES
1. CONTACT TAIL IS PROJECTION FROM HOUSING IN THE + DIRECTION. (0~0.06)

Connector Assembly

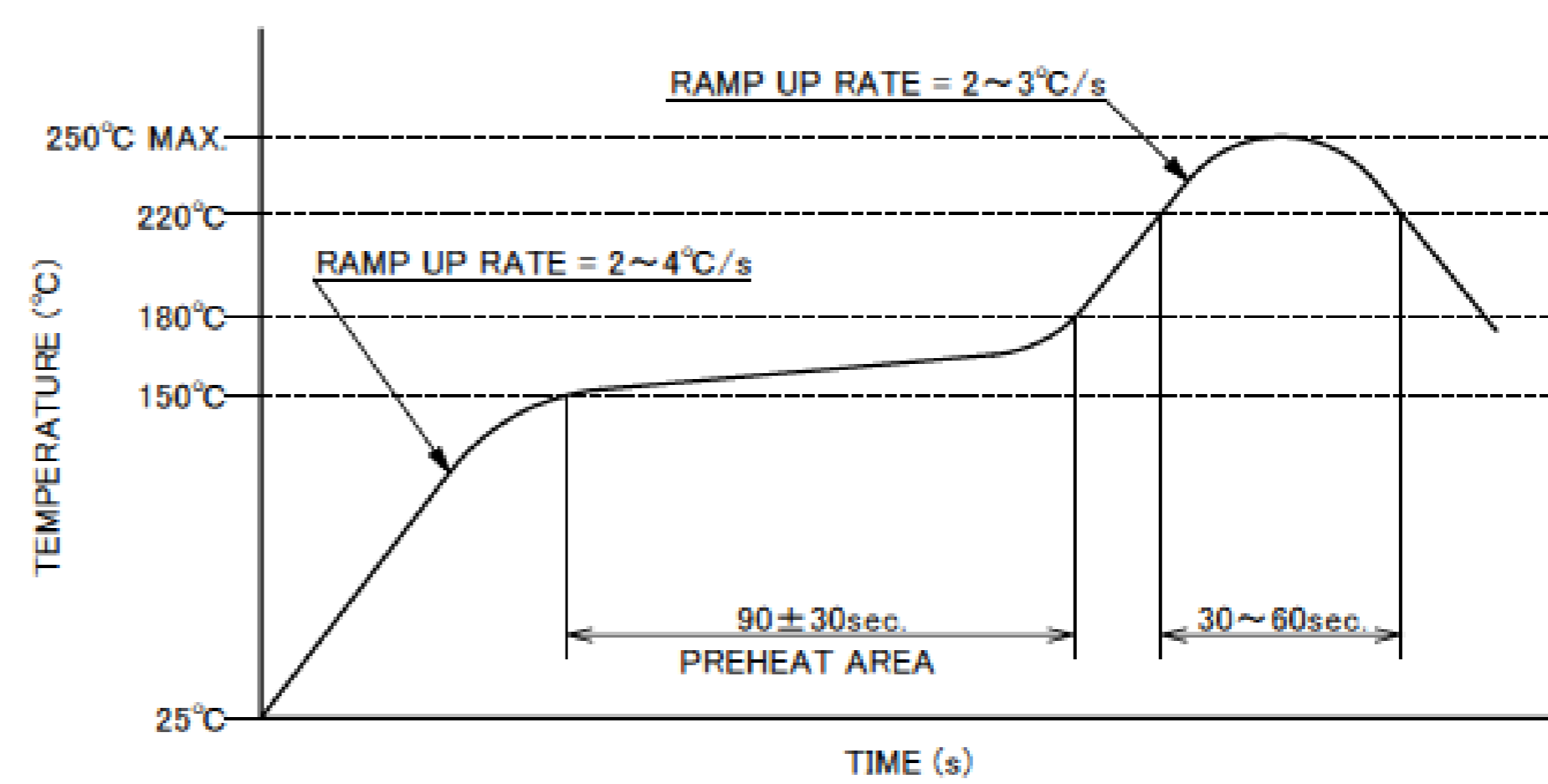
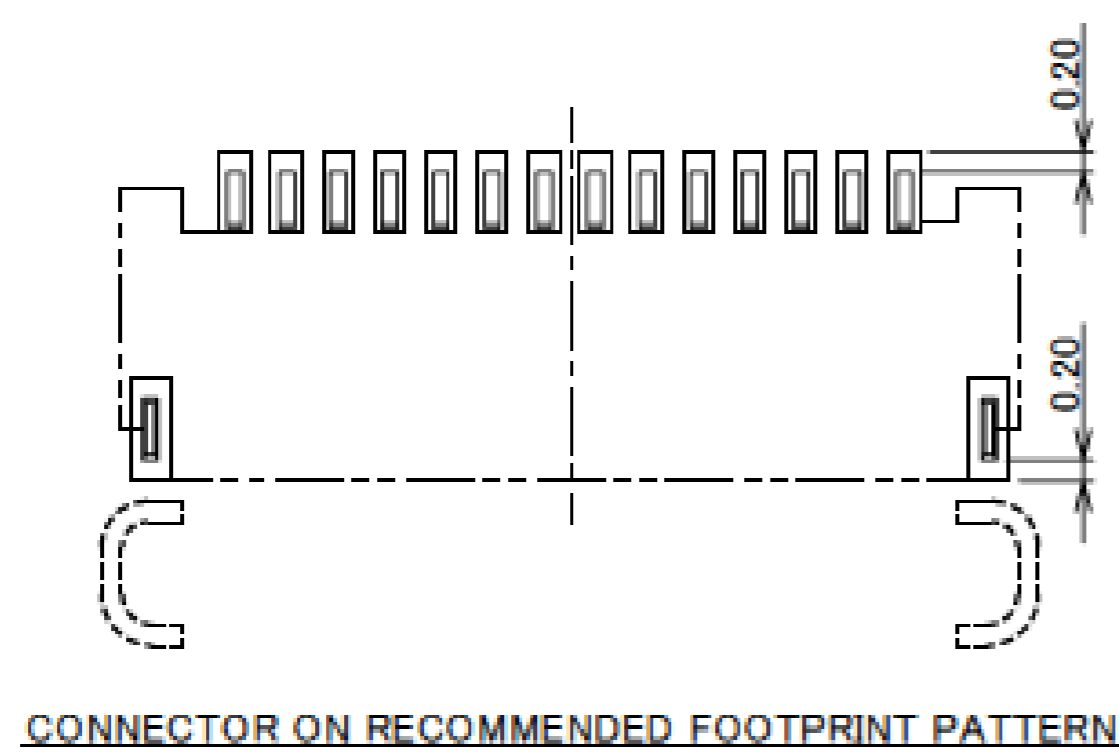


PART No.	POS.	A	B	G	H	J
20600-004E-01	4	1.50	2.50	4.15	3.50	2.00
20600-006E-01	6	2.50	3.50	5.15	4.50	3.00
20600-008E-01	8	3.50	4.50	6.15	5.50	4.00
20600-010E-01	10	4.50	5.50	7.15	6.50	5.00
20600-012E-01	12	5.50	6.50	8.15	7.50	6.00
20600-014E-01	14	6.50	7.50	9.15	8.50	7.00
20600-016E-01	16	7.50	8.50	10.15	9.50	8.00
20600-018E-01	18	8.50	9.50	11.15	10.50	9.00
20600-020E-01	20	9.50	10.50	12.15	11.50	10.00
◆20600-022E-01	22	10.50	11.50	13.15	12.50	11.00
◆20600-024E-01	24	11.50	12.50	14.15	13.50	12.00
◆20600-026E-01	26	12.50	13.50	15.15	14.50	13.00
◆20600-028E-01	28	13.50	14.50	16.15	15.50	14.00

◆ MARK MEANS NOT AVAILABLE.



- NOTES**
- MATERIAL
COVER FILM : PI
CONDUCTOR : COPPER(RARE)
BASE FILM : PI
STIFFENER : PI
ADHESIVE : THERMOSETTING ADHESIVE
 - FINISH
Au OVER Ni PLATING.



SENJU METAL INDUSTRY CO., LTD. : M705-SHF(Sn96.5 Ag3.0 Cu0.5)

Rev.9

Connector Assembly

ITEMS	SPECIFICATION
RATING VOLTAGE	50V AC (PER CONTACT)
RATING AMPERAGE	0.5A DC (PER CONTACT) 7.0A DC (PER CONNECTOR)
OPERATING TEMPERATURE	233~398K(-40°C~125°C)
OPERATING HUMIDITY	80% MAX.(NON-CONDENSING)
CONTACT RESISTANCE	INITIAL : 40mohm MAX. / AFTER TEST : \triangleleft 20mohm MAX.
INSULATION RESISTANCE	100Mohm MIN.
DIELECTRIC WITHSTANDING VOLTAGE	AC200V 1min
DURABILITY	20TH CYCLES
ACTUATOR LOCKING FORCE (INITIAL / 20TH CYCLES)	INITIAL/ 20TH CYCLES : $0.6N(61gf) \times (n + 2)$ MAX.
ACTUATOR UNLOCKING FORCE (INITIAL / 20TH CYCLES)	INITIAL/ 20TH CYCLES : $0.05N(5gf) \times (n + 2)$ MIN.
FPC RETENTION FORCE (INITIAL / AFTER TEST)	INITIAL : $0.15N(15gf) \times n + 2.0N$ MIN. / AFTER TEST : $0.15N(15gf) \times n + 1.0N$ MIN.
COPLANARITY	0.08 MAX.
PRODUCT SPECIFICATION	PRS-1841
TEST REPORT	TR-14132
PACKING STANDARD	PST-13031
INSTRUCTION MANUAL	HIM-12019
APPEARANCE CRITERIA No.	QLS-A***


※ "n" IS THE NUMBER OF PIN


Custom Connectors Available

 RF Connector

MHF® series



 CABLINE® series
Micro-coaxial/Twinax/
Discrete Wire Connector




 Optical Module

LIGHTPASS® series



NOVASTACK® series

 Board-to-Board Connector



 Power Connector/
Terminal

AP series

ISH® series



MINIFLEX® series

EVAFLEX® series

 FPC FFC
Connector




Inquiry



MINIDOCK® series


 I/O
Connector



I-PEX, MHF, CABLINE, LIGHTPASS, NOVASTACK, ISH, IARPB, MINIFLEX, EVAFLEX, MINIDOCKS and ZenShield are registered trademarks of I-PEX Inc. Please note that the contents in the catalog might be changed without prior notification. I-PEX Inc. assumes no responsibility for any inaccuracies or obligation to update information on these documents. Please be sure to read and understand the latest "Precautions for Use" and "Instruction Manual" before you use our products. We shall not be responsible for any defects, damages or troubles in case you use our products without following the precautions for use. Please feel free to contact our sales representatives when you use our products for any applications that require very high reliability and safety, or that relate to human life (ex. nuclear power control, aerospace, transportation, medical equipment, safety equipment etc.).

Contact your sales representative or more detailed information.

www.i-pex.com



I-PEX

© I-PEX Inc. 2024
All rights reserved