

MINIFLEX® 5-BFN II

Robust design with hold-down feature, low profile (height = 1.0 mm), 0.5 mm pitch, horizontal, backflip

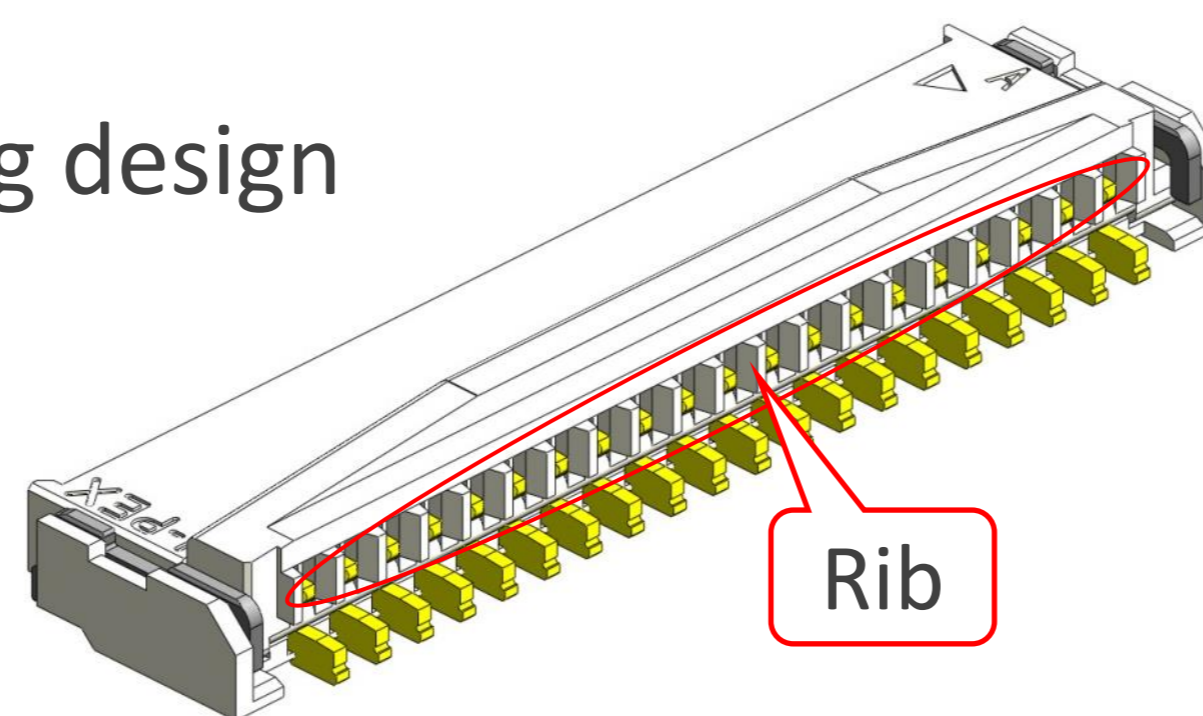


Product Specifications:		Short Actuator	Long Actuator	Applicable FPC/FFC:	
Board Pitch (mm)		0.5		FPC/FFC Contact Pitch	0.5
Wiping Length (mm)		1		FPC/FFC Contact Point	Top and Bottom
Size (mm)	Height	1.0 +/- 0.1		FPC/FFC Thickness (mm)	0.3 +/- 0.05
	Width	Formula: 1.7+(0.5*?p)			
	Depth	Open: 3			
Pin counts		Close: 3.5	Close: 4.0		
	Range	4-30 (even)	32-60 (even)		
	Available	4, 6, 8, 10, 12, 14, 16, 18, 20, 22, 24, 26, 28, 30	32, 34, 40, 50, 54		

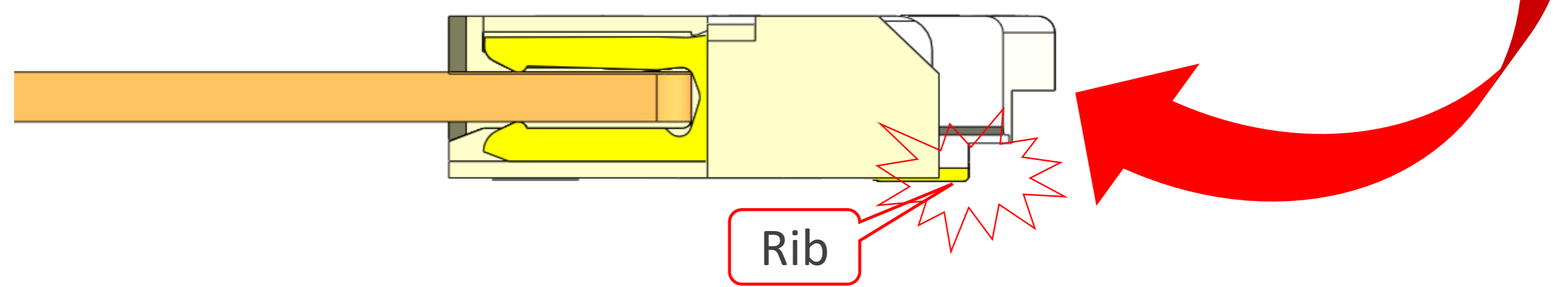
* Please inquire for pin counts not listed or outside of the pin count range.

► Designed to prevent contact distortion

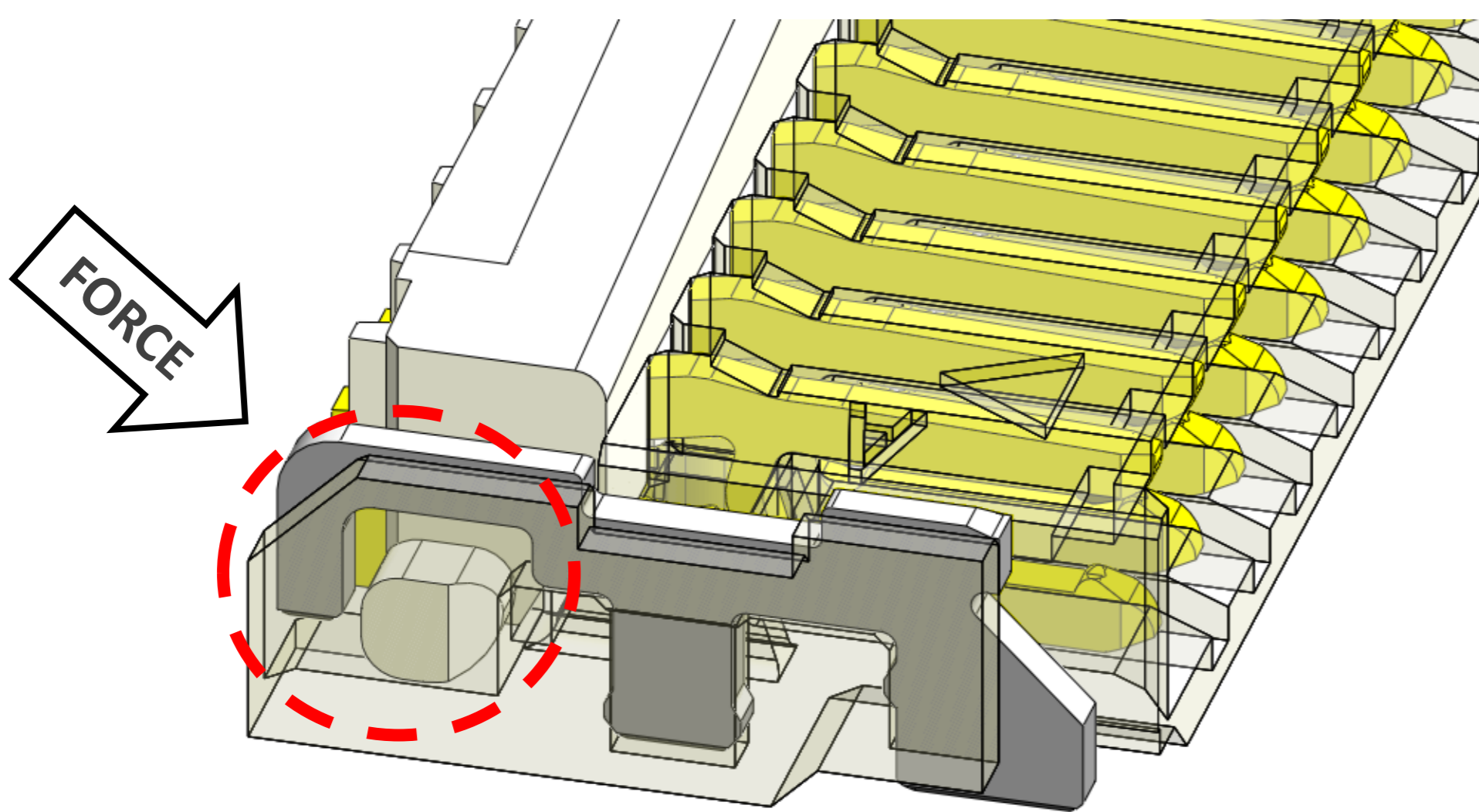
Contact distortion preventing design



When opening the actuator, the rib will prevent the contacts being pulled up



► Unique actuator holder design prevents actuator drop-off



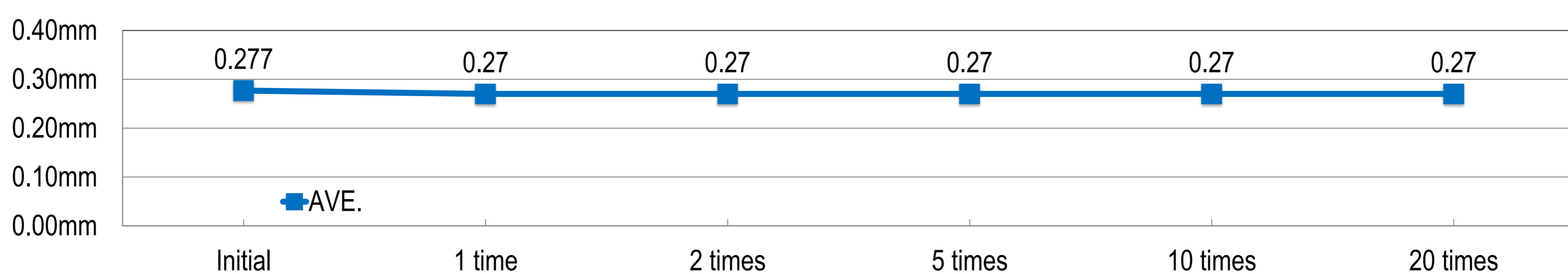
Actuator will not fall-off even at **100 N** force

- *Housing destruction occurs first
- *Force applied from 30 degrees backwards

► Usability for closing actuator without FPC

The connector will still function even if the actuator is accidentally closed without the FPC being inserted after the SMT process

- Connector will still function reliably (contact gap graph 22 pins before and after operating actuator without FPC inserted)

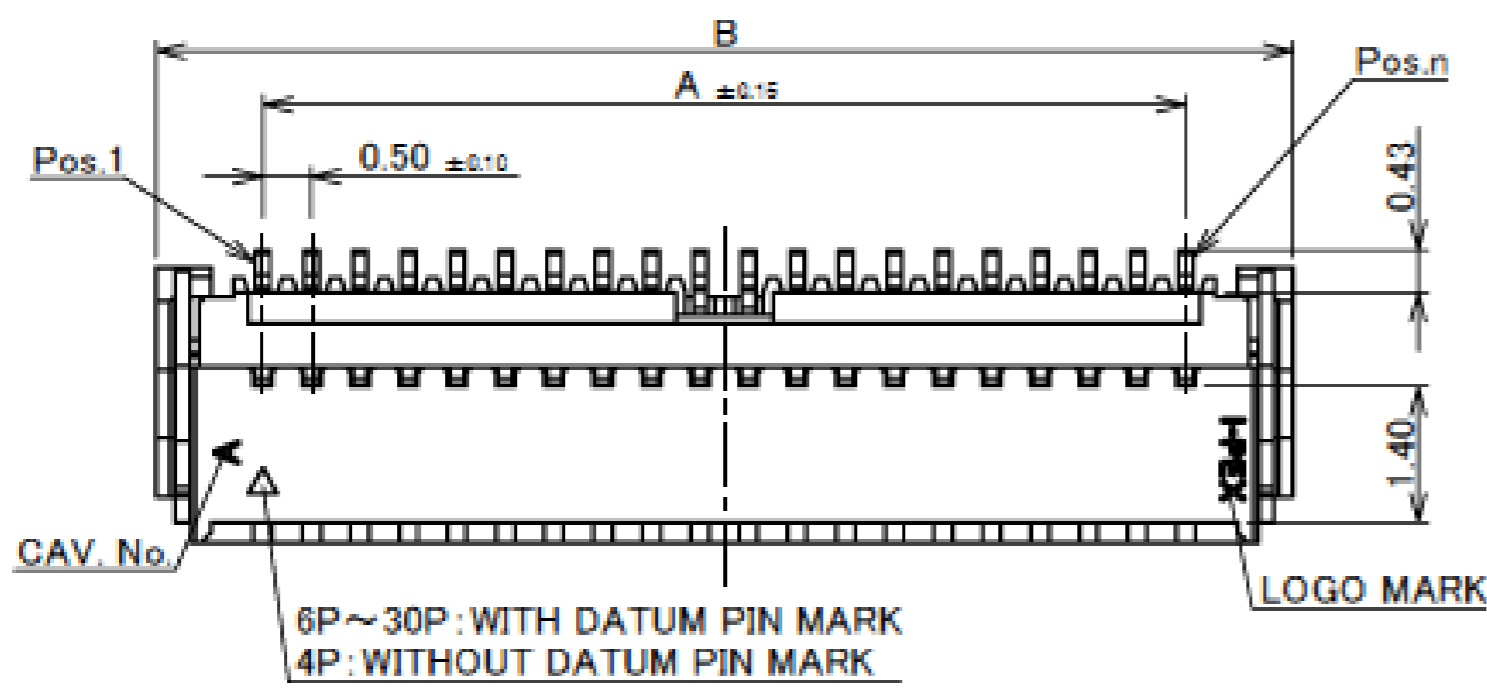


- Insertion force of connector goes up
- Retention force of connector does not change significantly

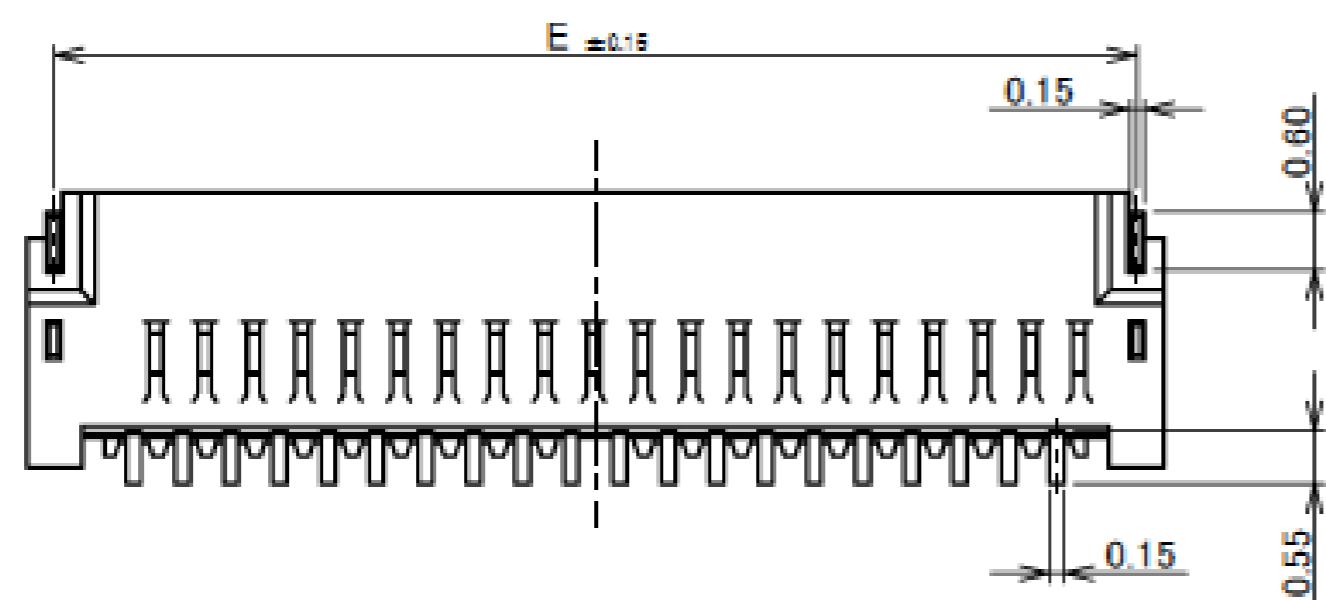
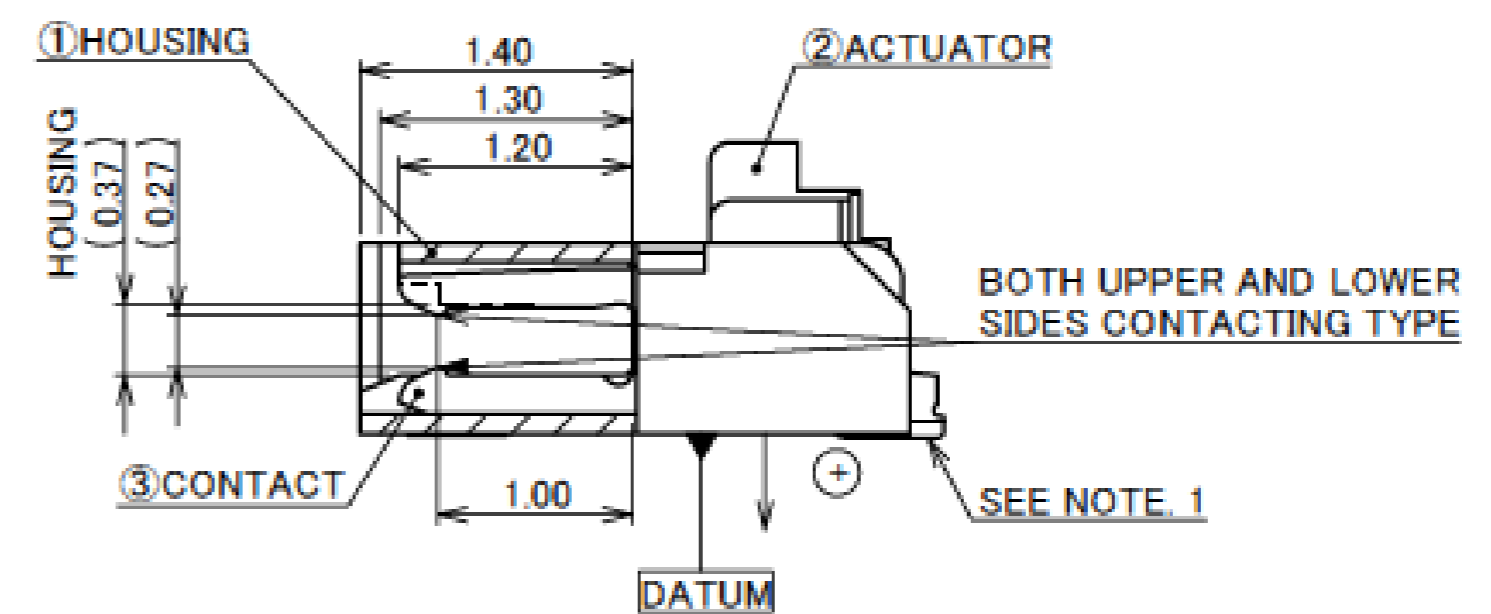
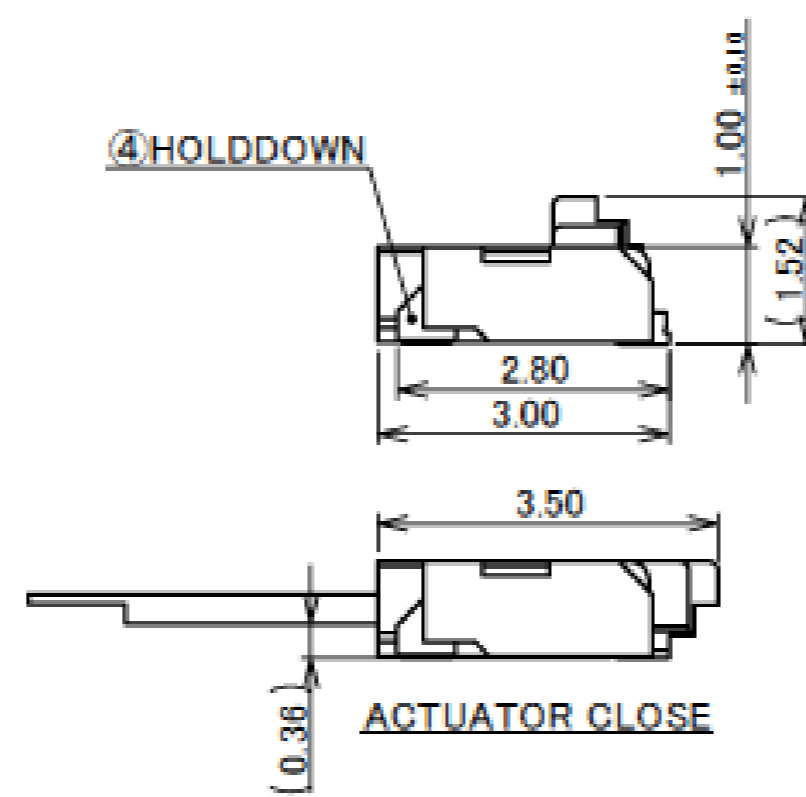
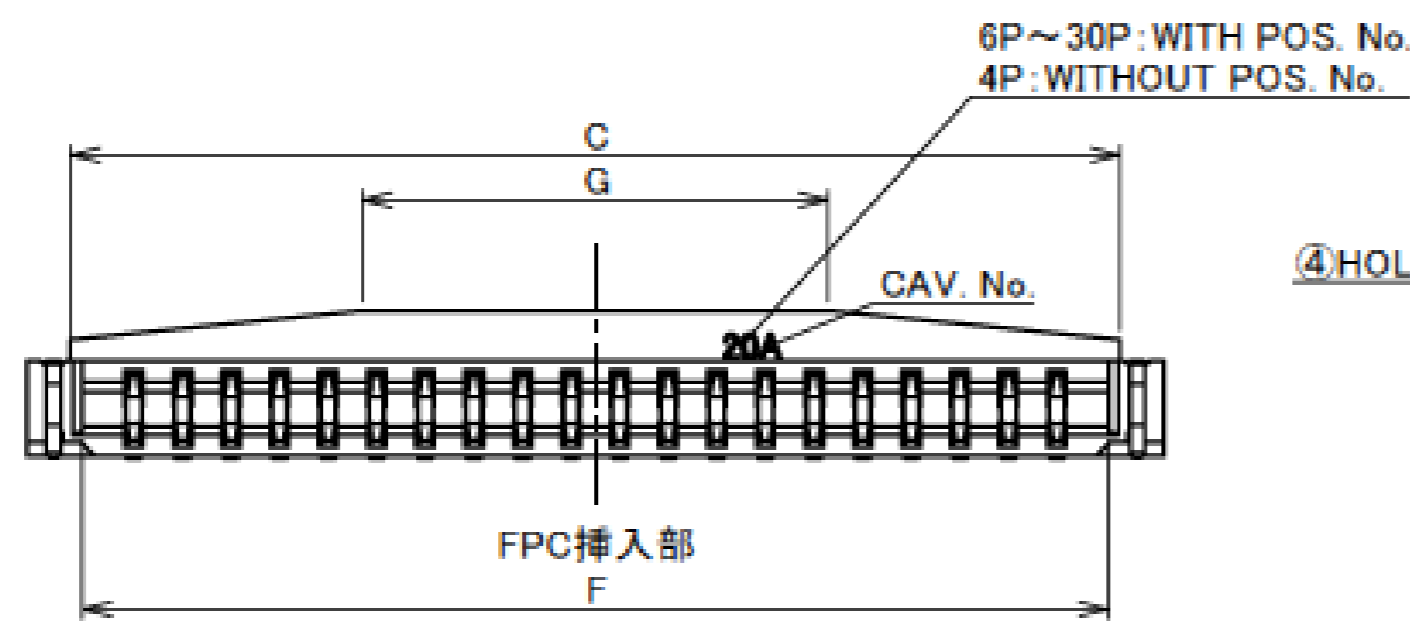
Component Parts Details

Connector Assembly

Recommended P/N 20542-0**E-01



PART No.	POS.	A	B	C	D	E	F	G
20542-004E-01	4	1.50	3.70	2.80	2.50	3.15	2.56	1.80
20542-006E-01	6	2.50	4.70	3.80	3.50	4.15	3.56	2.80
20542-008E-01	8	3.50	5.70	4.80	4.50	5.15	4.56	3.80
20542-010E-01	10	4.50	6.70	5.80	5.50	6.15	5.56	4.80
20542-012E-01	12	5.50	7.70	6.80	6.50	7.15	6.56	5.80
20542-014E-01	14	6.50	8.70	7.80	7.50	8.15	7.56	6.80
20542-016E-01	16	7.50	9.70	8.80	8.50	9.15	8.56	7.80
20542-018E-01	18	8.50	10.70	9.80	9.50	10.15	9.56	8.80
20542-020E-01	20	9.50	11.70	10.80	10.50	11.15	10.56	9.80
20542-022E-01	22	10.50	12.70	11.80	11.50	12.15	11.56	10.80
20542-024E-01	24	11.50	13.70	12.80	12.50	13.15	12.56	11.80
20542-026E-01	26	12.50	14.70	13.80	13.50	14.15	13.56	12.80
20542-028E-01	28	13.50	15.70	14.80	14.50	15.15	14.56	13.80
20542-030E-01	30	14.50	16.70	15.80	15.50	16.15	15.56	14.80

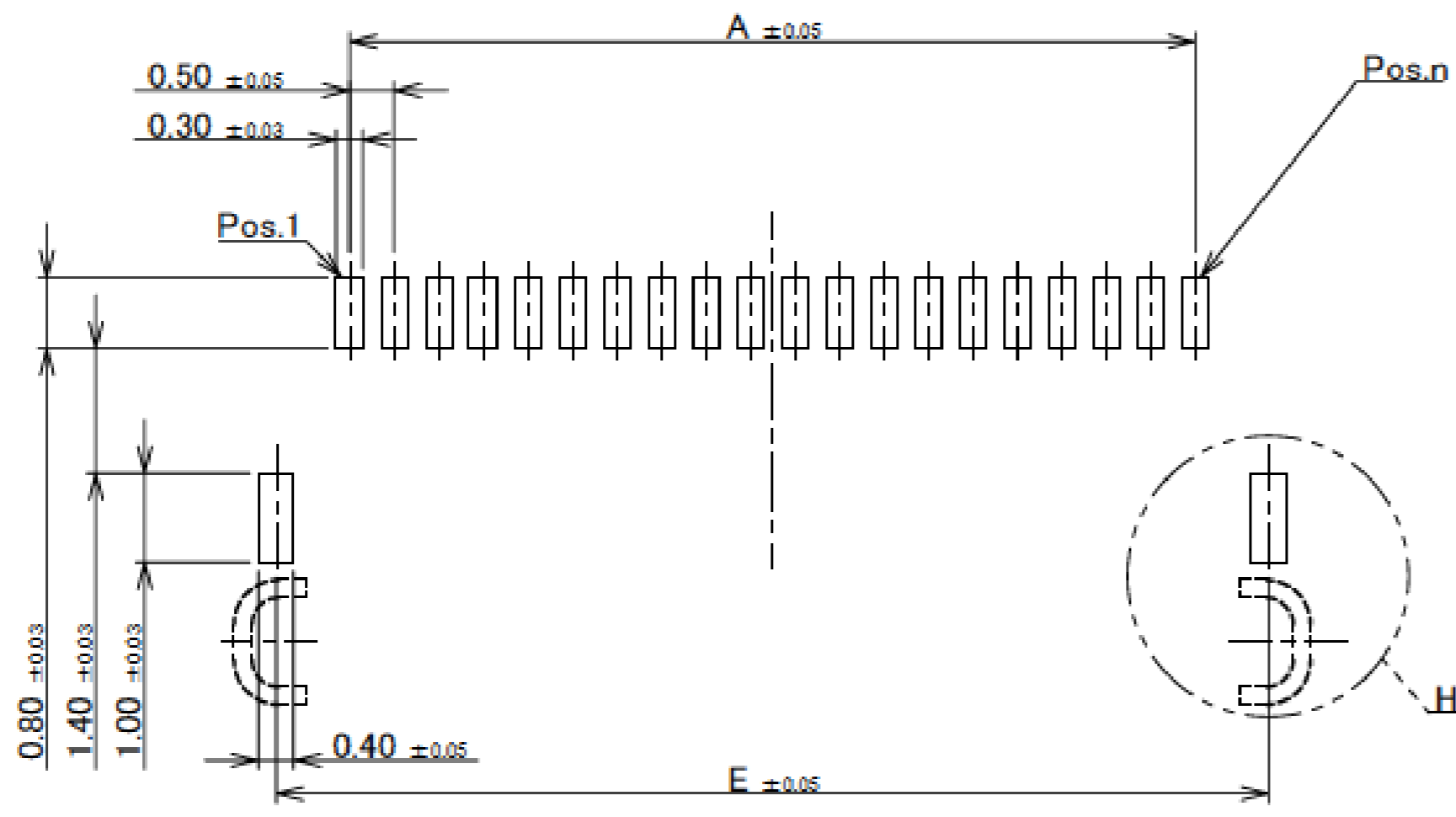


NO.	MATERIAL	DISCRIPTION	FINISH , REMARKS
4	PHOSPHOR BRONZE	HOLD DOWN	Sn 2~6 μm MIN.OVER Ni 1.00 μm MIN.
3	PHOSPHOR BRONZE	CONTACT	CONTACT AREA : Au 0.1 μm MIN. OVER Ni 1.0 μm MIN. SOLDERING AREA : Au 0.03 μm MIN. OVER Ni 1.0 μm MIN.
2	LCP	ACTUATOR	UL94V-0, BEIGE
1	LCP	HOUSING	UL94V-0, BEIGE

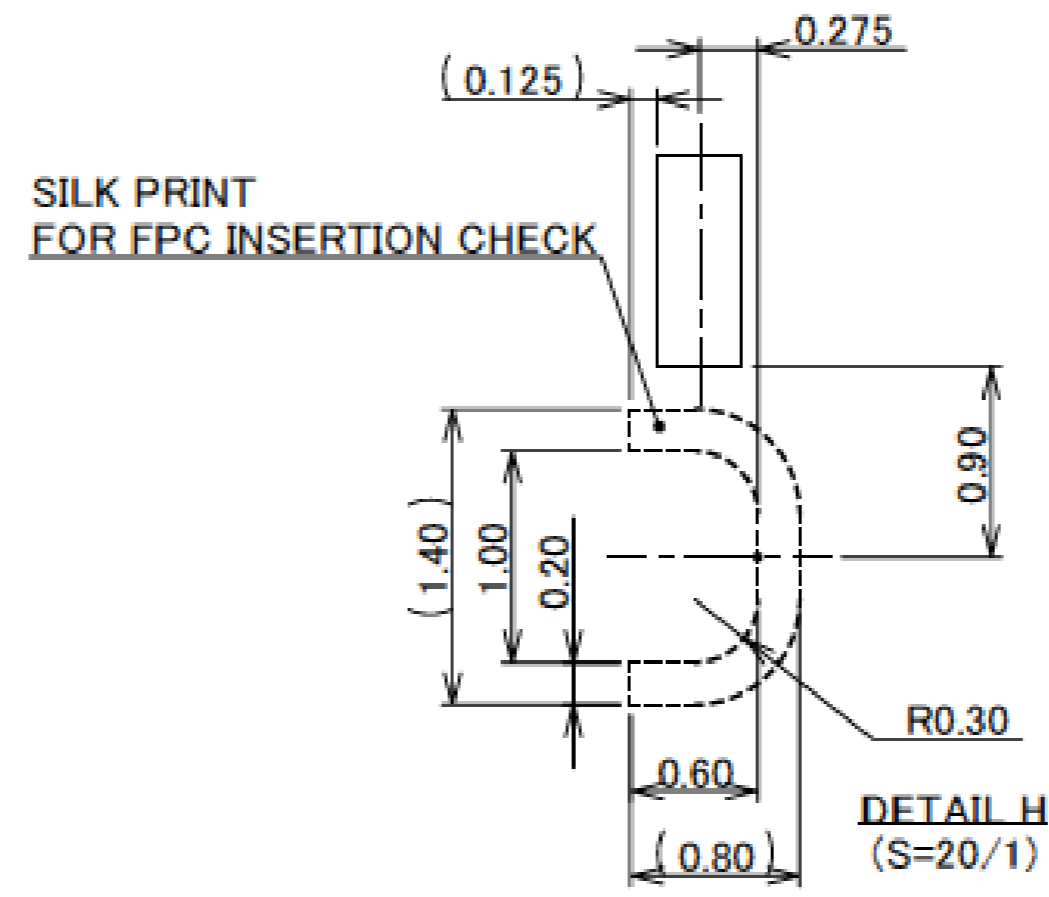
CAUTION VISIT OUR WEBSITE FOR LATEST VERSIONS OF INSTRUCTION MANUAL NO. HIM-12019 TO HANDLE THE PRODUCT PROPERLY AND SAFELY.

NOTES
1. CONTACT TAIL IS PROJECTION FROM HOUSING IN THE + DIRECTION. (0~0.06)

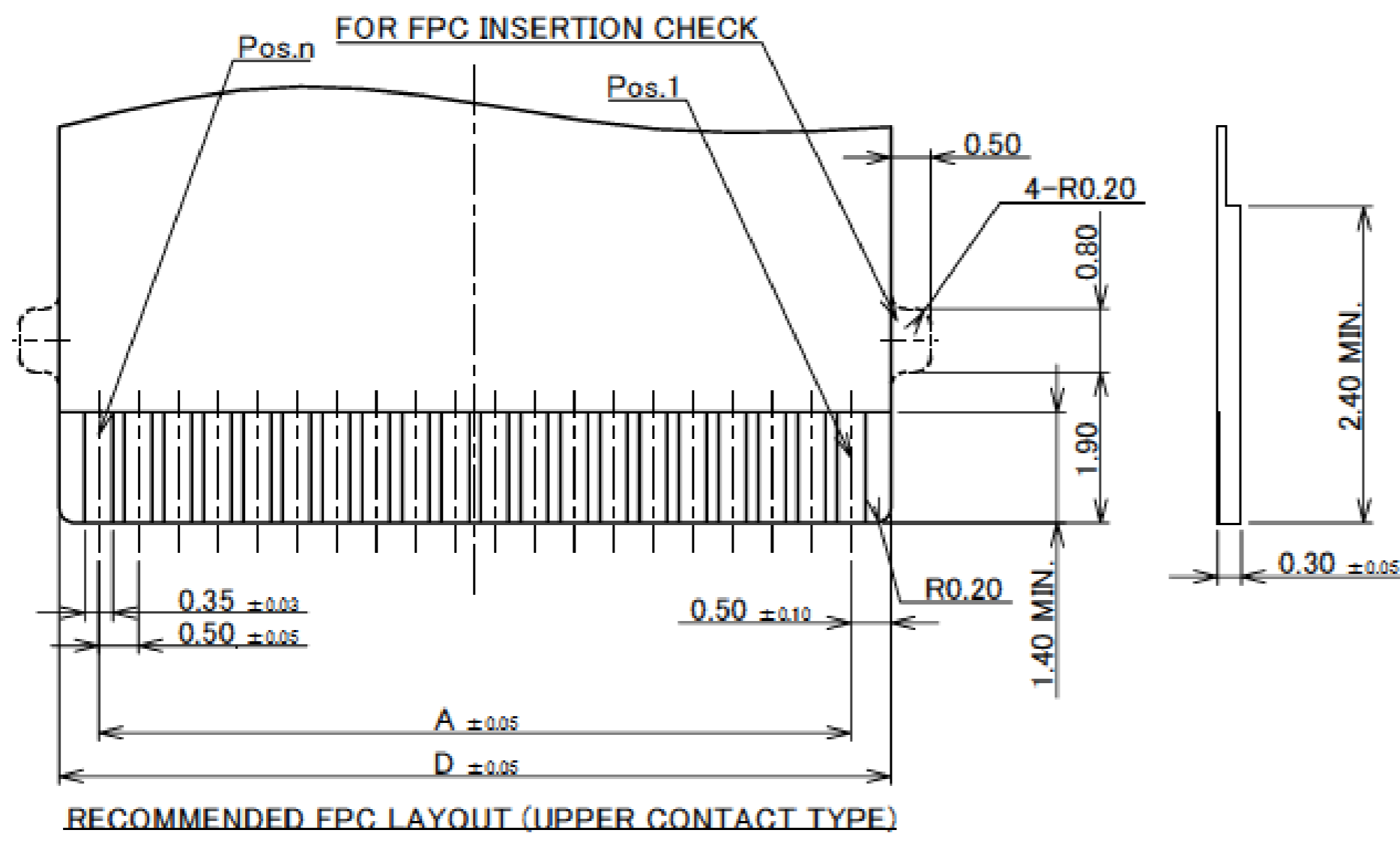
Connector Assembly



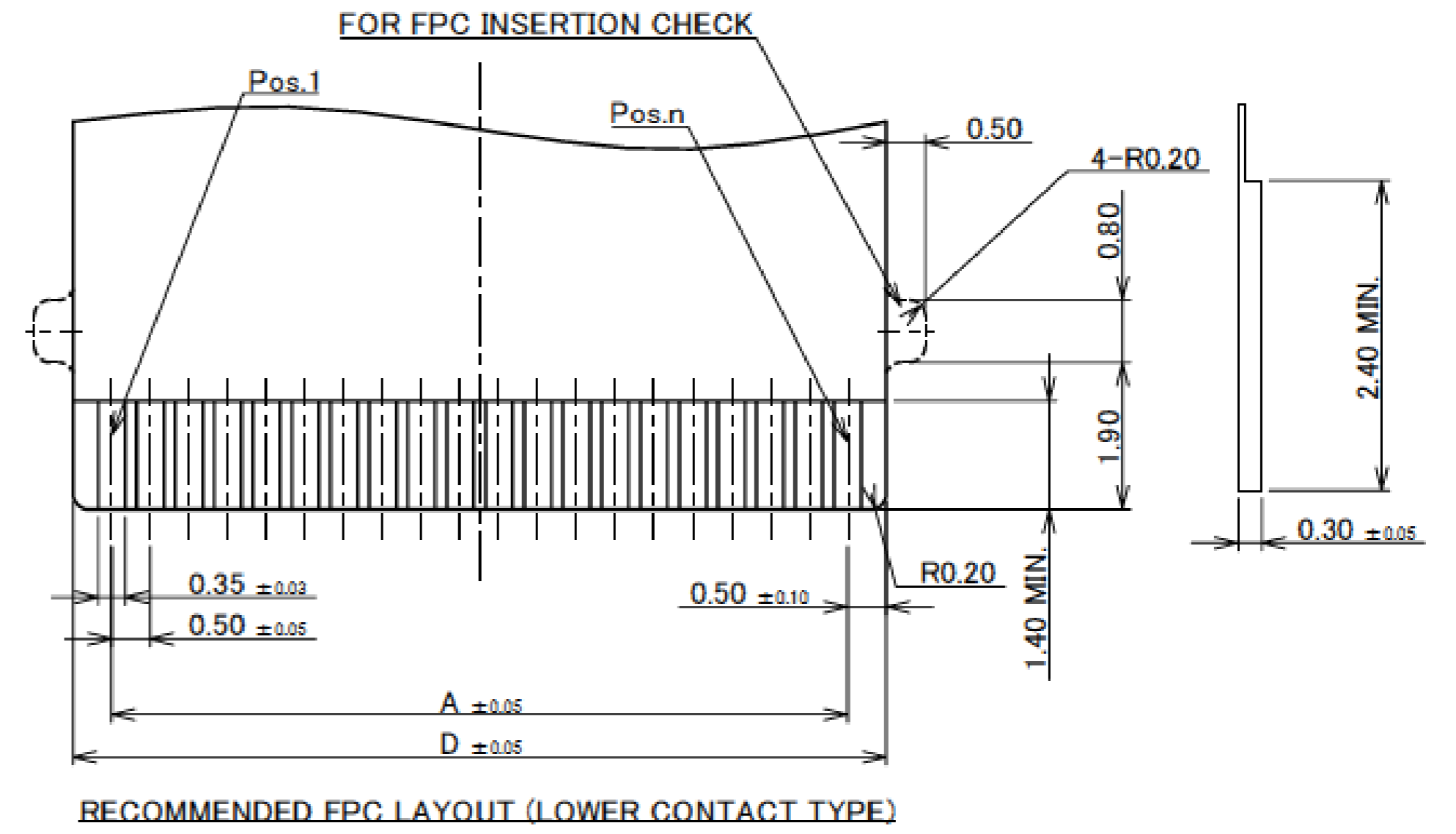
RECOMMENDED PCB LAYOUT & METAL MASK LAYOUT
METAL MASK THICKNESS : t=0.12mm



PART No.	POS.	A	D	E
20542-004E-01	4	1.50	2.50	3.15
20542-006E-01	6	2.50	3.50	4.15
20542-008E-01	8	3.50	4.50	5.15
20542-010E-01	10	4.50	5.50	6.15
20542-012E-01	12	5.50	6.50	7.15
20542-014E-01	14	6.50	7.50	8.15
20542-016E-01	16	7.50	8.50	9.15
20542-018E-01	18	8.50	9.50	10.15
20542-020E-01	20	9.50	10.50	11.15
20542-022E-01	22	10.50	11.50	12.15
20542-024E-01	24	11.50	12.50	13.15
20542-026E-01	26	12.50	13.50	14.15
20542-028E-01	28	13.50	14.50	15.15
20542-030E-01	30	14.50	15.50	16.15



RECOMMENDED FPC LAYOUT (UPPER CONTACT TYPE)

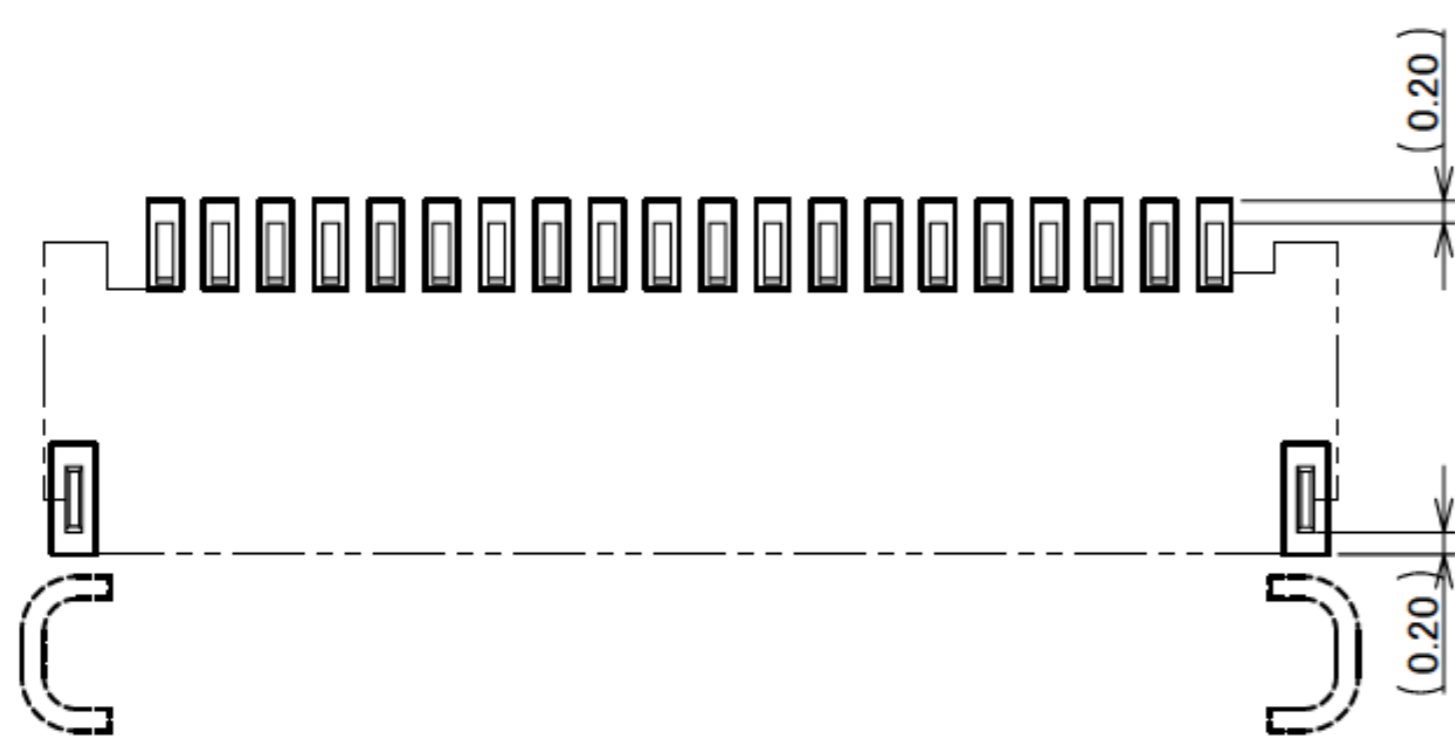


RECOMMENDED FPC LAYOUT (LOWER CONTACT TYPE)

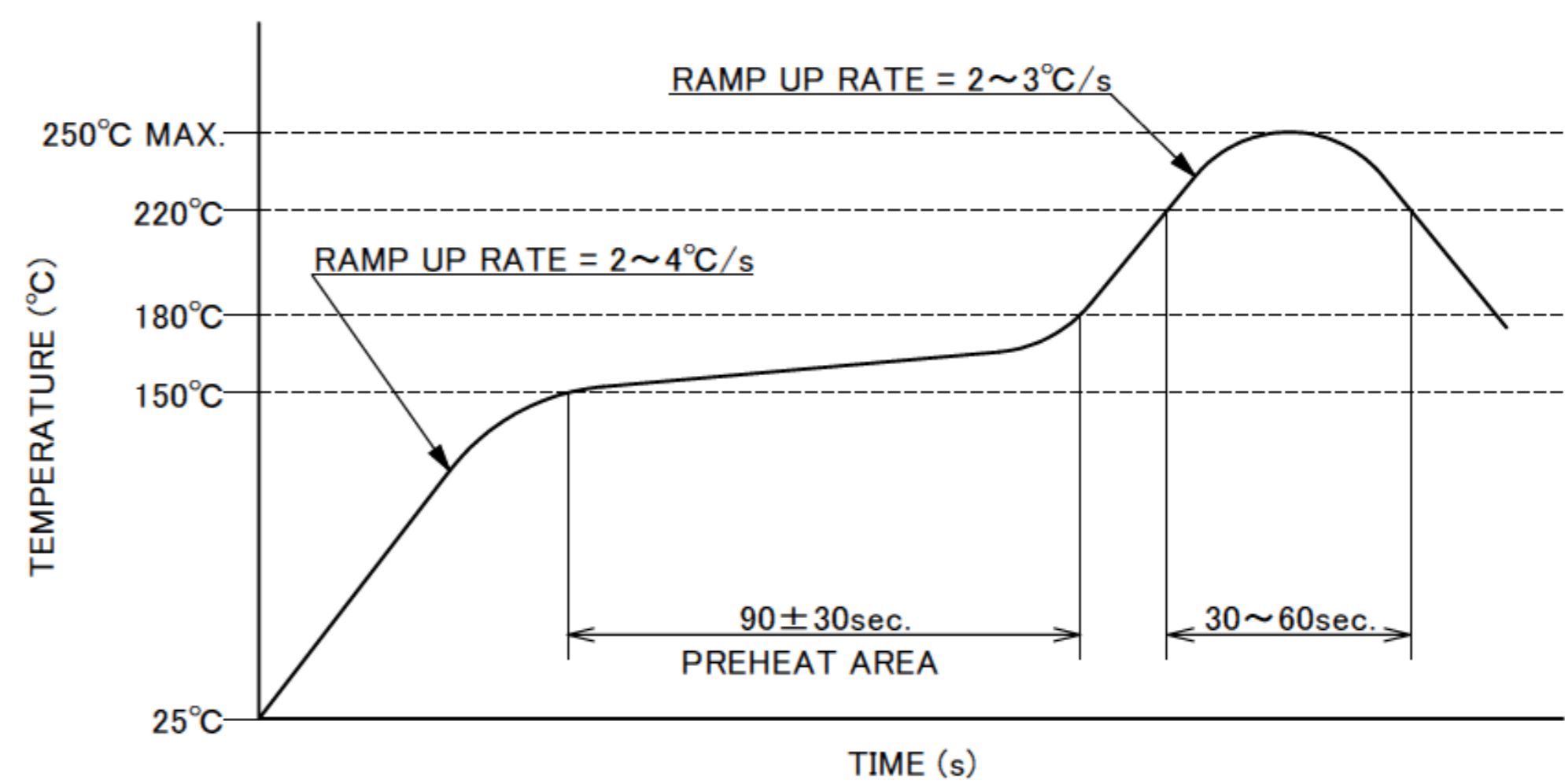
- NOTES
2.MATERIAL
COVER FILM : PI
CONDUCTOR : COPPER(RARE)
BASE FILM : PI
STIFFENER : PI
ADHESIVE : THERMOSETTING ADHESIVE
3.FINISH
Au OVER Ni PLATING.

Rev.8

Plug Housing Assembly



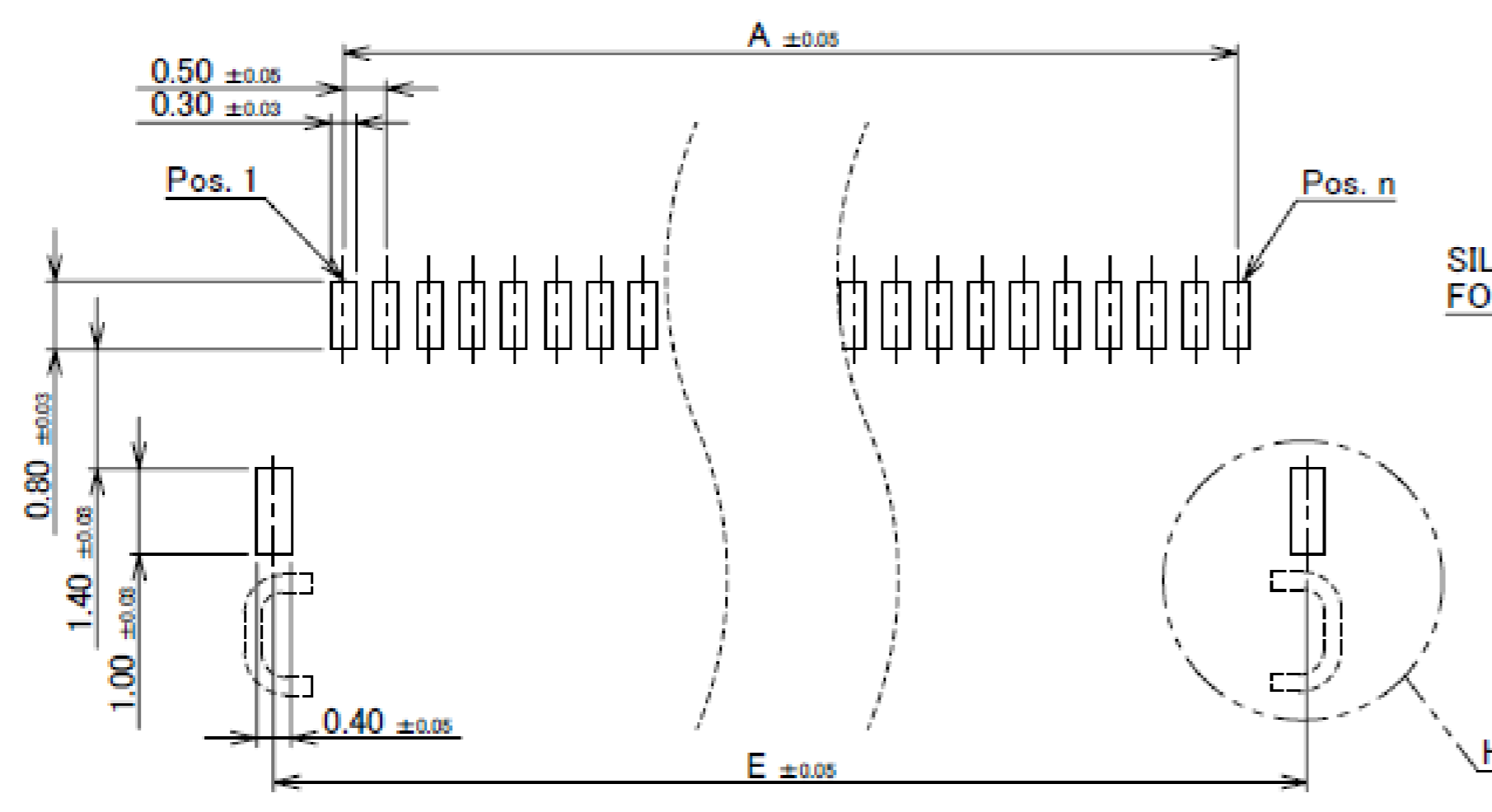
CONNECTOR ON RECOMMENDED FOOTPRINT PATTERN



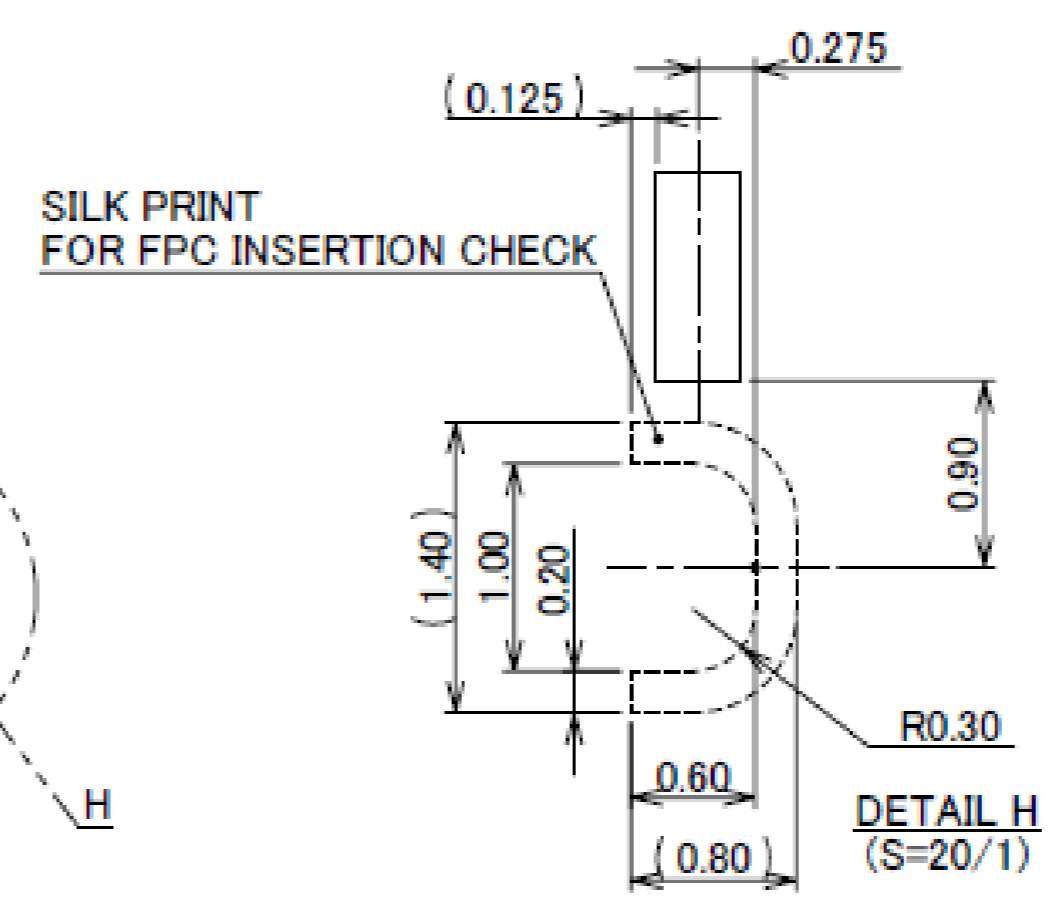
REFLOW TEMPERATURE PROFILE
SENJU METAL INDUSTRY CO., LTD. : M705-SHF(Sn96.5 Ag3.0 Cu0.5)

Rev.8

Connector Assembly

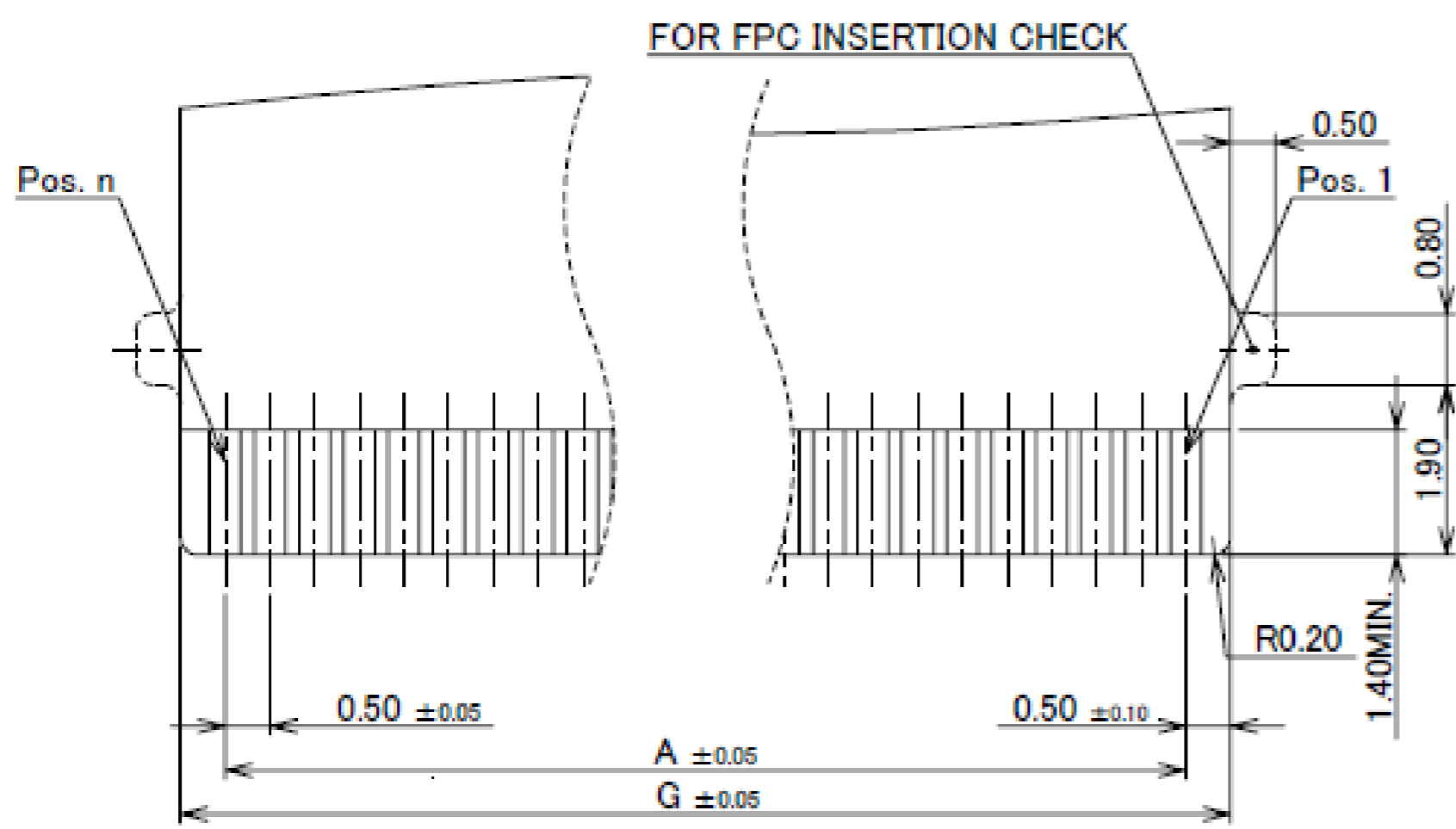


RECOMMENDED PCB LAYOUT & METAL MASK LAYOUT
METAL MASK THICKNESS : t=0.12mm

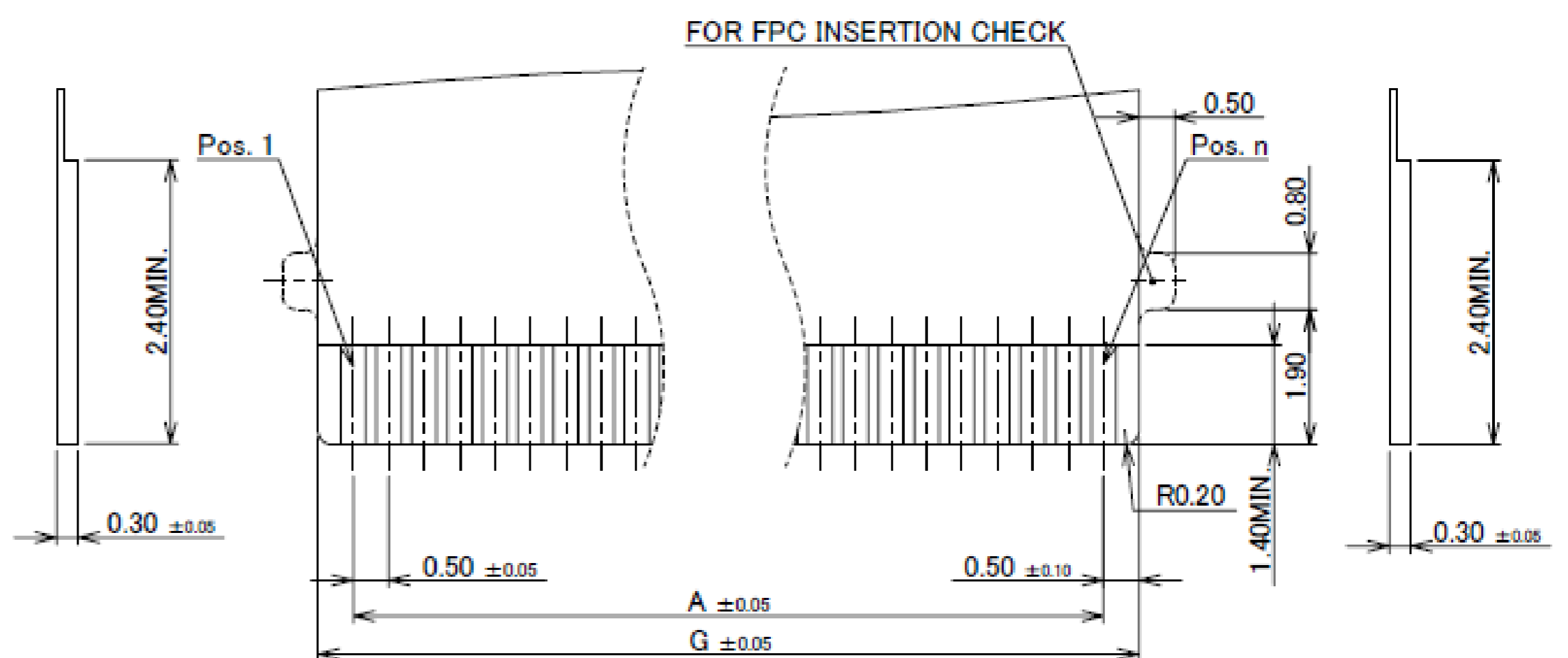


PART No.	POS.	A	E	G
20586-032E-01	32	15.50	17.15	16.50
20586-034E-01	34	16.50	18.15	17.50
◆20586-036E-01	36	17.50	19.15	18.50
20586-040E-01	40	19.50	21.15	20.50
◆20586-044E-01	44	21.50	23.15	22.50
◆20586-048E-01	48	23.50	25.15	24.50
20586-050E-01	50	24.50	26.15	25.50
20586-054E-01	54	26.50	28.15	27.50
◆20586-060E-01	60	29.50	31.15	30.50

◆ MARK MEANS NOT AVAILABLE



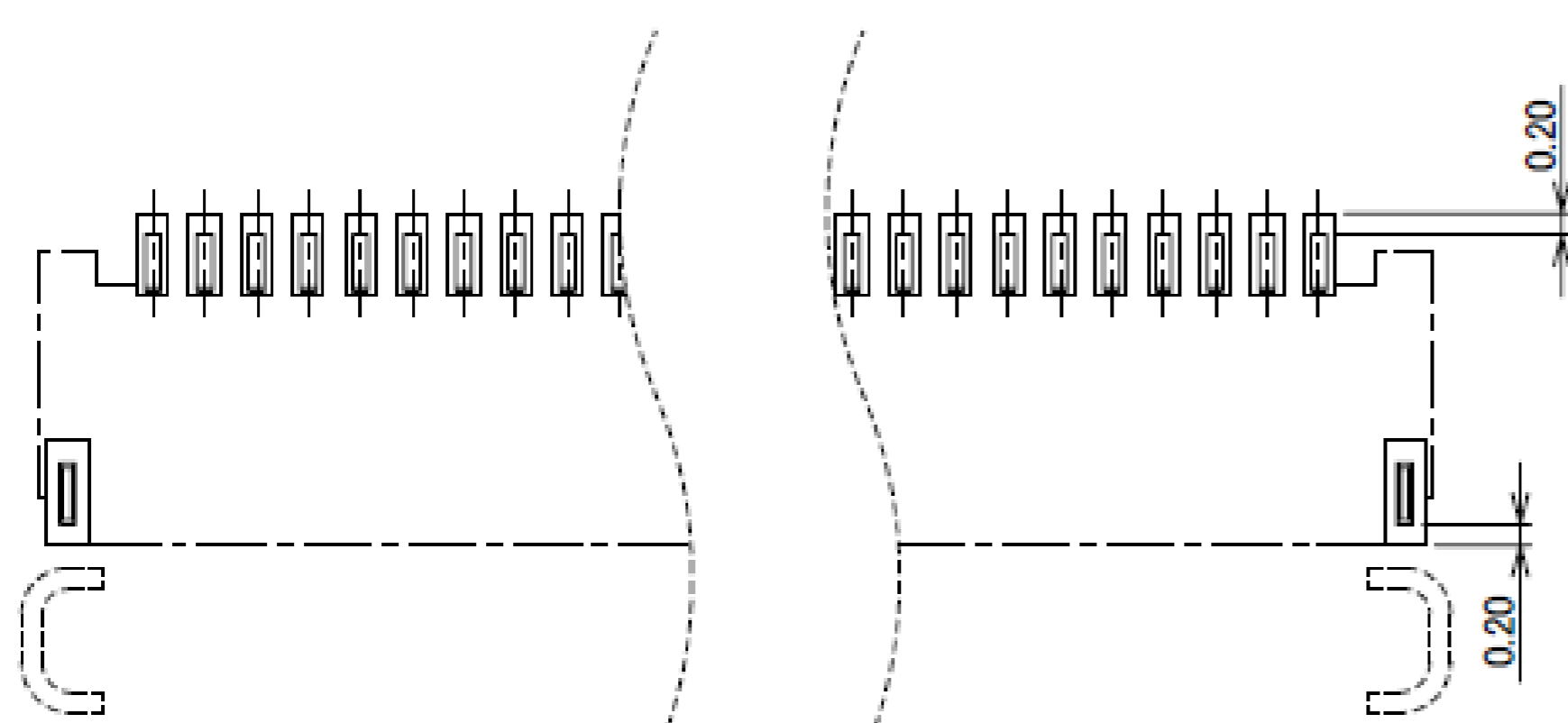
RECOMMENDED FPC LAYOUT (TOP CONTACT TYPE)



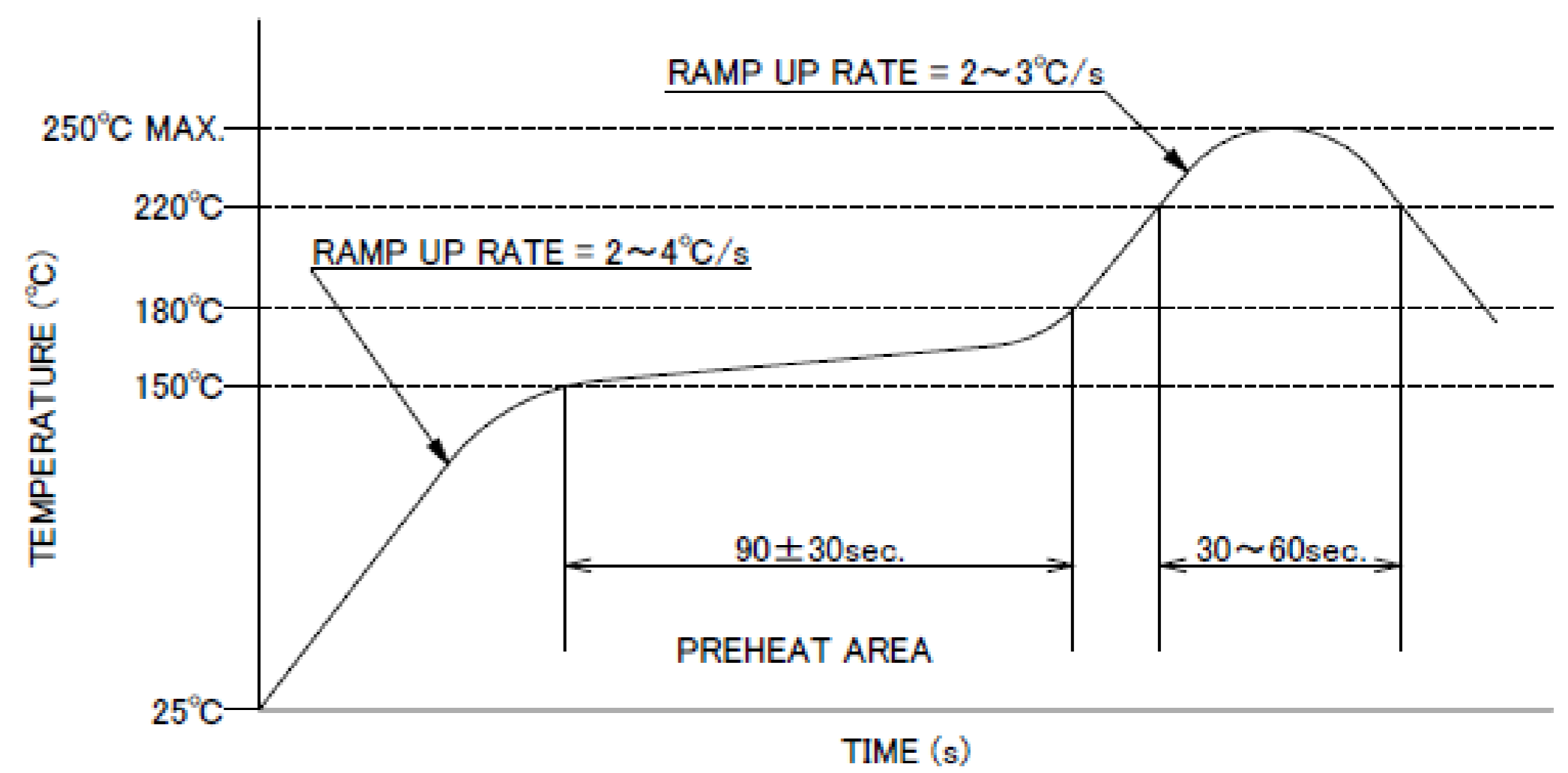
RECOMMENDED FPC LAYOUT (BOTTOM CONTACT TYPE)

- NOTES
2.MATERIAL
COVER FILM : PI
CONDUCTOR : COPPER(RARE)
BASE FILM : PI
STIFFENER : PI
ADHESIVE : THERMOSETTING ADHESIVE
3.FINISH
Au OVER Ni PLATING.

Rev.8



CONNECTOR ON RECOMMENDED FOOTPRINT PATTERN



REFLOW TEMPERATURE PROFILE
SENJU METAL INDUSTRY CO., LTD. : M705-SHF(Sn96.5 Ag3.0 Cu0.5)

Connector Assembly

ITEMS	SPECIFICATION
RATING VOLTAGE	50V AC (PER CONTACT PIN)
RATING AMPERAGE	0.5A DC (PER CONTACT PIN) 7.0A DC (PER CONNECTOR)
OPERATING TEMPERATURE	233~398K(-40°C~125°C)
OPERATING HUMIDITY	80% MAX.(NON-CONDENSING)
CONTACT RESISTANCE	INITIAL : 40mohm MAX. / AFTER TEST : \leq 120mohm MAX.
INSULATION RESISTANCE	100Mohm MIN.
DIELECTRIC WITHSTANDING VOLTAGE	AC200V 1min
DURABILITY	20TH CYCLES
ACTUATOR LOCKING FORCE (INITIAL / 20TH CYCLES)	INITIAL / 20TH CYCLES : 0.43N (44gf) \times n MAX.
ACTUATOR UNLOCKING FORCE (INITIAL / 20TH CYCLES)	INITIAL / 20TH CYCLES : 0.025N (2.5gf) \times n MIN.
FPC RETENTION FORCE (INITIAL / AFTER TEST)	INITIAL / AFTER TEST : 0.15N (15gf) \times n MIN.
COPLANARITY	0.08 MAX.
PRODUCT SPECIFICATION	PRS-2056
TEST REPORT	TR-15070
PACKING STANDARD	PST-13064
INSTRUCTION MANUAL	HIM-12019
APPEARANCE CRITERIA No.	QLS-A***


※ "n" IS THE NUMBER OF PIN


Custom Connectors Available

 RF Connector

MHF® series



 CABLINE® series
Micro-coaxial/Twinax/
Discrete Wire Connector




 Optical Module

LIGHTPASS® series



NOVASTACK® series

 Board-to-Board Connector



 Power Connector/
Terminal

AP series

ISH® series



MINIFLEX® series

EVAFLEX® series

 FPC FFC
Connector




Inquiry



MINIDOCK® series

 I/O
Connector



I-PEX, MHF, CABLINE, LIGHTPASS, NOVASTACK, ISH, IARPB, MINIFLEX, EVAFLEX, MINIDOCKS and ZenShield are registered trademarks of I-PEX Inc. Please note that the contents in the catalog might be changed without prior notification. I-PEX Inc. assumes no responsibility for any inaccuracies or obligation to update information on these documents. Please be sure to read and understand the latest "Precautions for Use" and "Instruction Manual" before you use our products. We shall not be responsible for any defects, damages or troubles in case you use our products without following the precautions for use. Please feel free to contact our sales representatives when you use our products for any applications that require very high reliability and safety, or that relate to human life (ex. nuclear power control, aerospace, transportation, medical equipment, safety equipment etc.).

Contact your sales representative or more detailed information.

www.i-pex.com



I-PEX

© I-PEX Inc. 2024
All rights reserved