

# MINIFLEX® 4-ST

超低背(高度= 0.5 mm), 0.4 mm间距, 水平插拔, 后锁式

## Product Specifications:

Board Pitch (mm)	0.4	
Wiping Length (mm)	0.8	
Size (mm)	Height	0.50 +/- 0.05
	Width	Formula: 1.9+(0.4*?p)
	Depth	Open: 2.7 Close: 3.0
Pin counts	Range	4-15
	Available	4, 6, 8, 10, 12

## Applicable FPC/FFC:

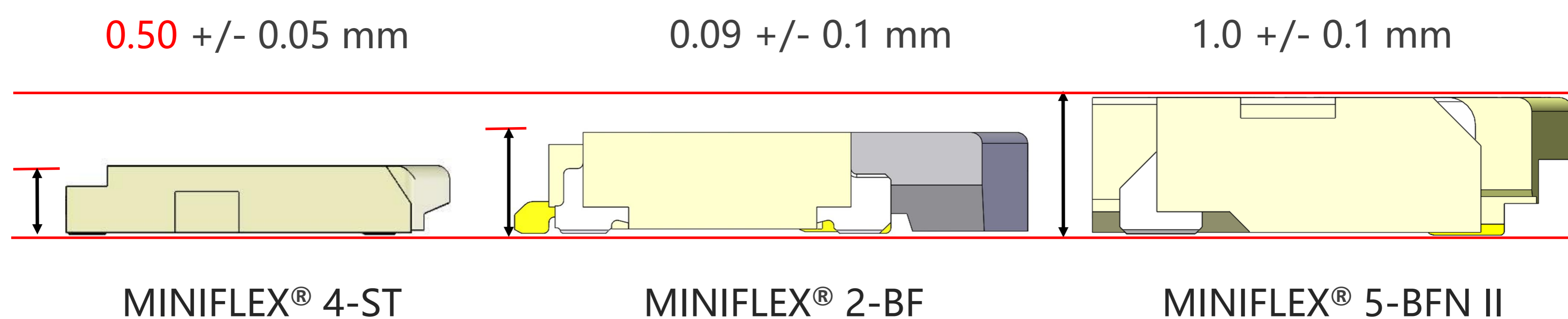
FPC/FFC Contact Pitch	0.4
FPC/FFC Contact Point	Top
FPC/FFC Thickness (mm)	0.12 +/- 0.03



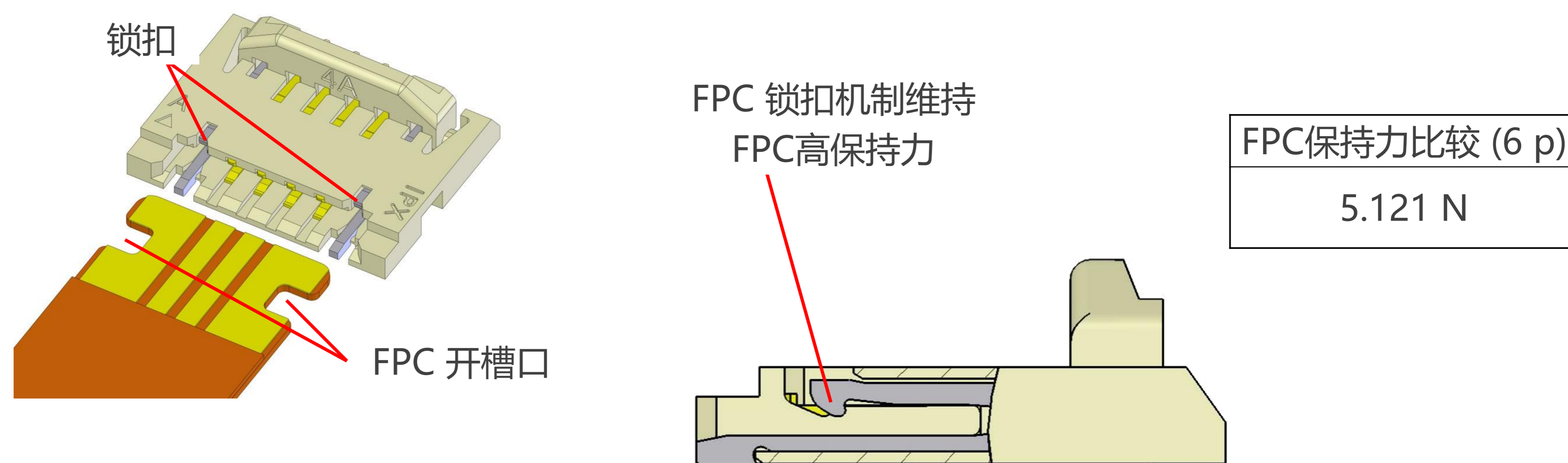
\*如您需要了解未列出或不在范围内的Pin数, 请咨询我们。

## ▶ 超薄型产品, 高度0.5 mm

在我司MINIFLEX 系列产品组中高度是最低的



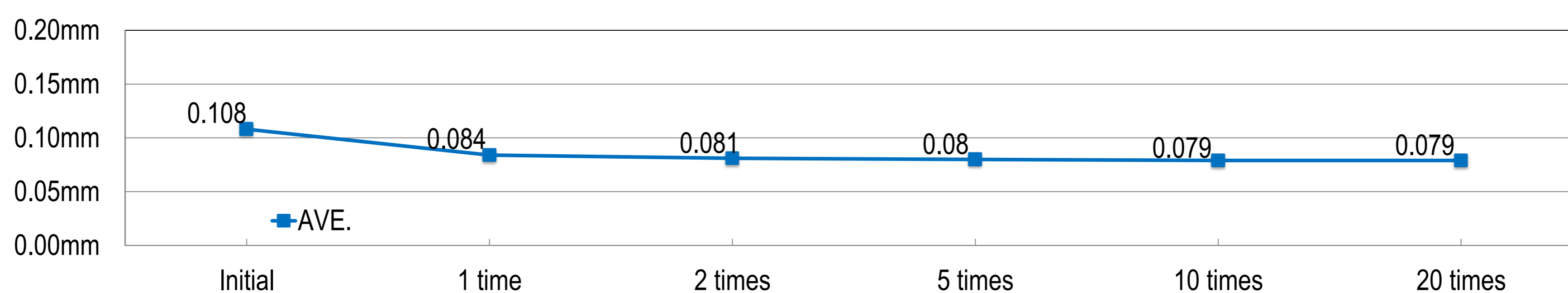
## ▶ 特有机械锁扣提供更大的FPC保持力



## ▶ 在没有插入 FPC 的情况下闭合钢琴盖, 连接器仍可使用

在 SMT 加工后, 如果钢琴盖在没有插入 FPC 的情况下意外闭合, 连接器仍可使用

■ FPC 未插入情况下闭合钢琴盖, 其前后的接点间距离比较如图 (图表为 MINIFLEX® 4-ST 10 pins)



■ FPC插入力上升

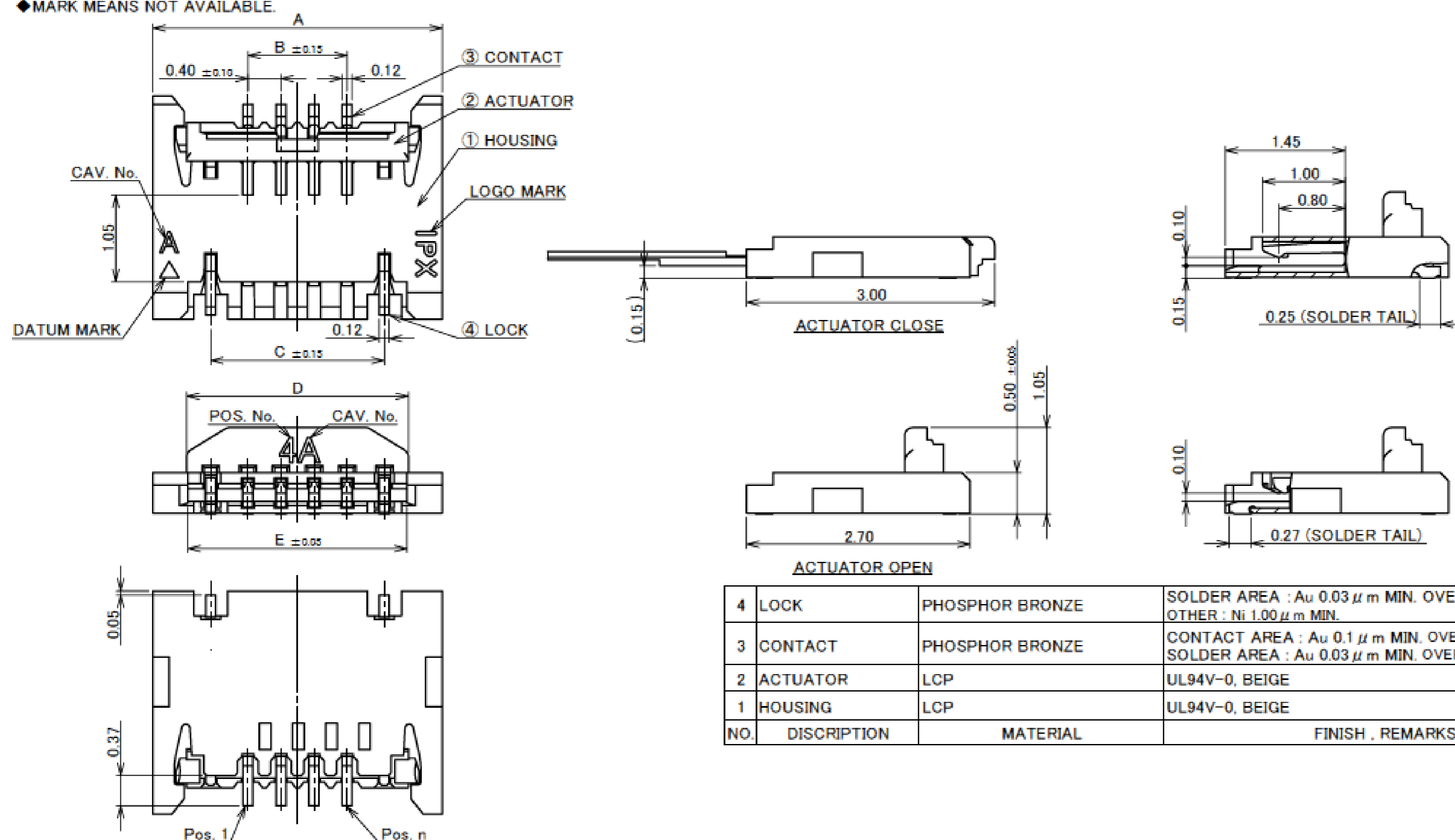
■ FPC保持力无太大变化

# Component Parts Details

## Connector Assembly

Recommended P/N		20588-0**E-01				
PART No.	Pos.	A	B	C	D	E
20588-004E-01	4P	3.50	1.20	2.10	2.68	2.65
20588-006E-01	6P	4.30	2.00	2.90	3.48	3.45
20588-008E-01	8P	5.10	2.80	3.70	4.28	4.25
20588-010E-01	10P	5.90	3.60	4.50	5.08	5.05
20588-012E-01	12P	6.70	4.40	5.30	5.88	5.85
◆20588-014E-01	14P	7.50	5.20	6.10	6.68	6.65
◆20588-015E-01	15P	7.90	5.60	6.50	7.08	7.05

◆MARK MEANS NOT AVAILABLE.



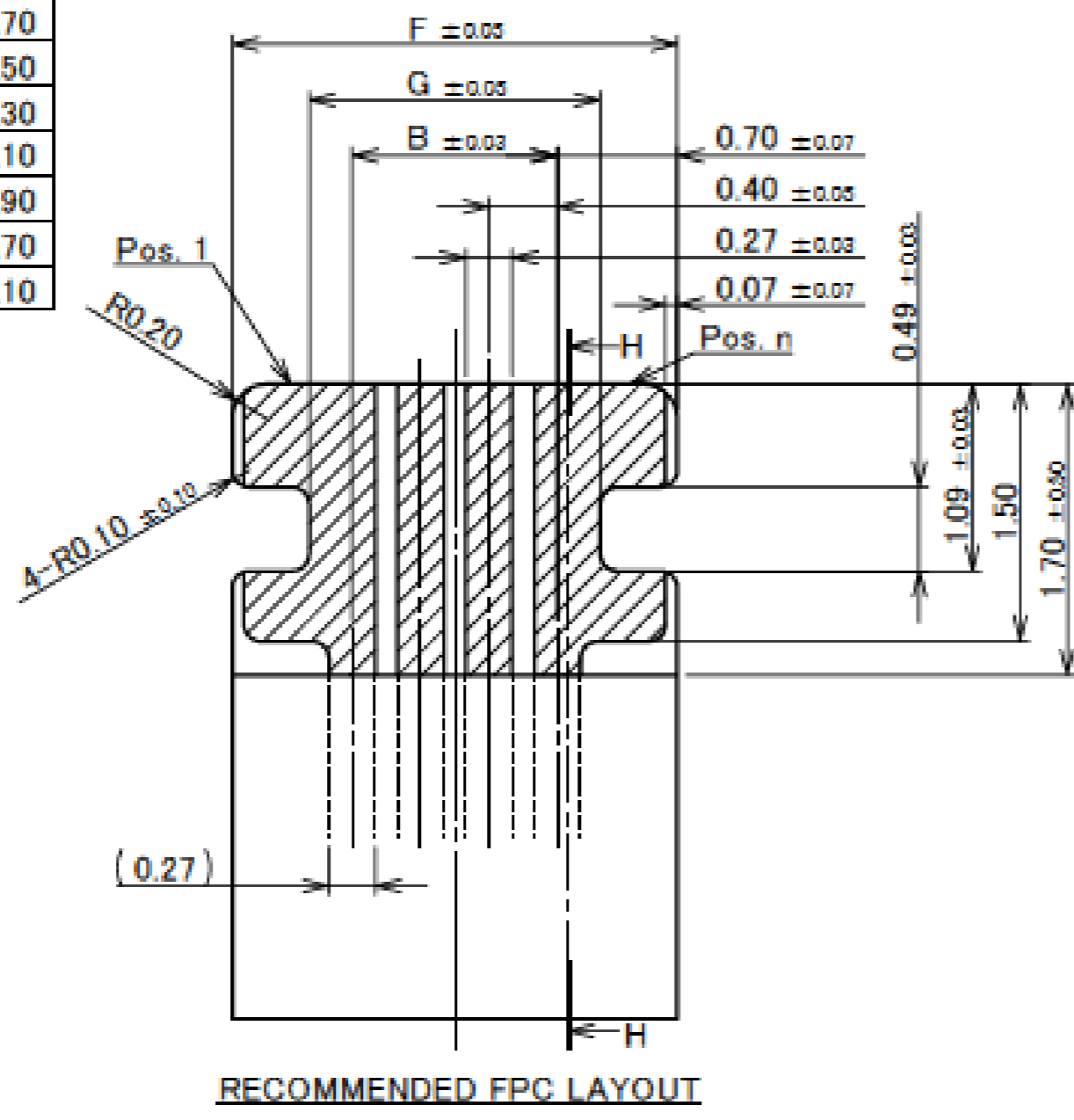
4	LOCK	PHOSPHOR BRONZE	SOLDER AREA : Au 0.03 $\mu$ m MIN. OVER Ni 1.00 $\mu$ m MIN. OTHER : Ni 1.00 $\mu$ m MIN.
3	CONTACT	PHOSPHOR BRONZE	CONTACT AREA : Au 0.1 $\mu$ m MIN. OVER Ni 1.00 $\mu$ m MIN. SOLDER AREA : Au 0.03 $\mu$ m MIN. OVER Ni 1.00 $\mu$ m MIN.
2	ACTUATOR	LCP	UL94V-0, BEIGE
1	HOUSING	LCP	UL94V-0, BEIGE
NO.	DISCRIPTION	MATERIAL	FINISH , REMARKS

NOTES  
1. CONTACT POINT : ONLY UPPER CONTACT

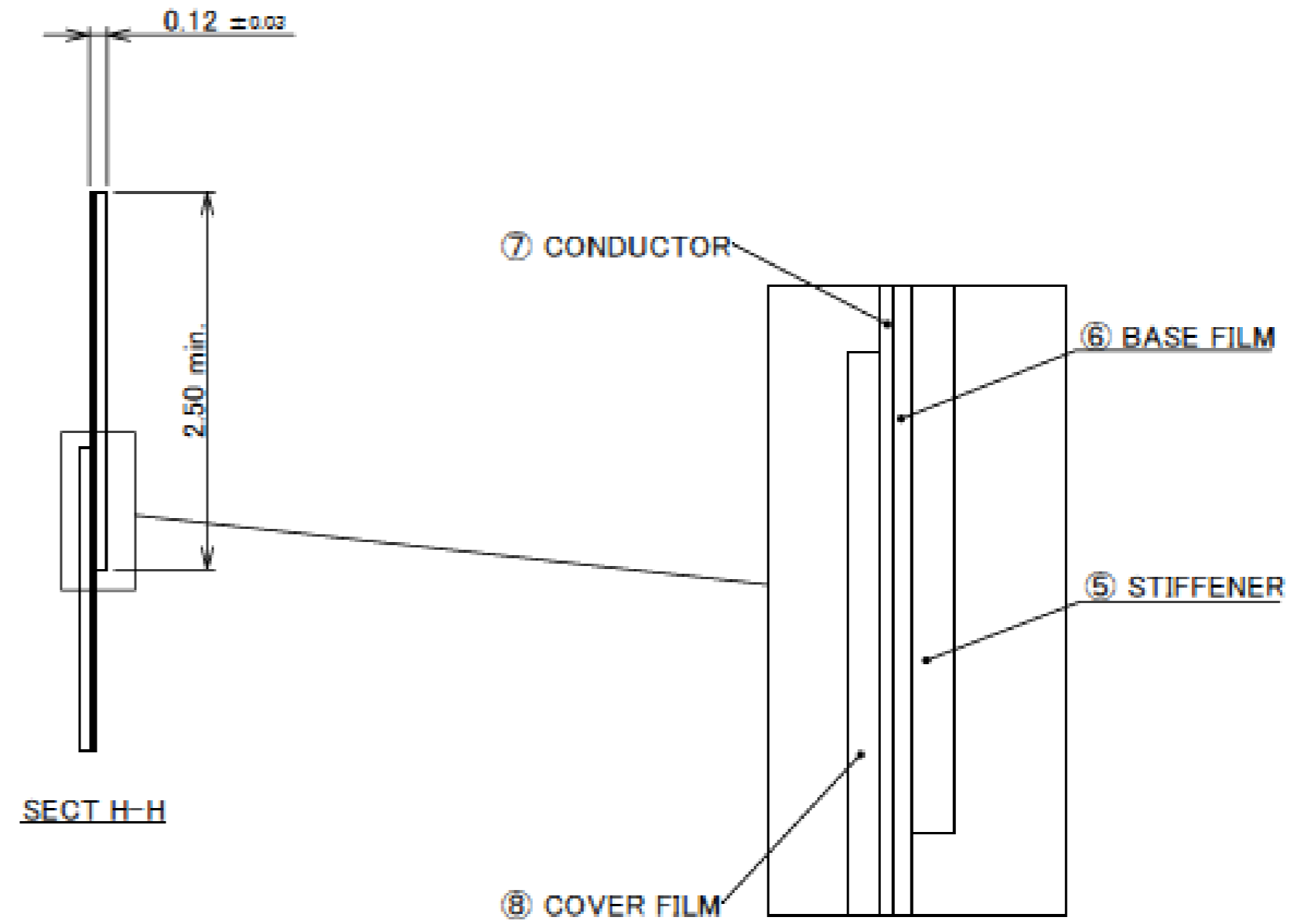
Rev.8

# Connector Assembly

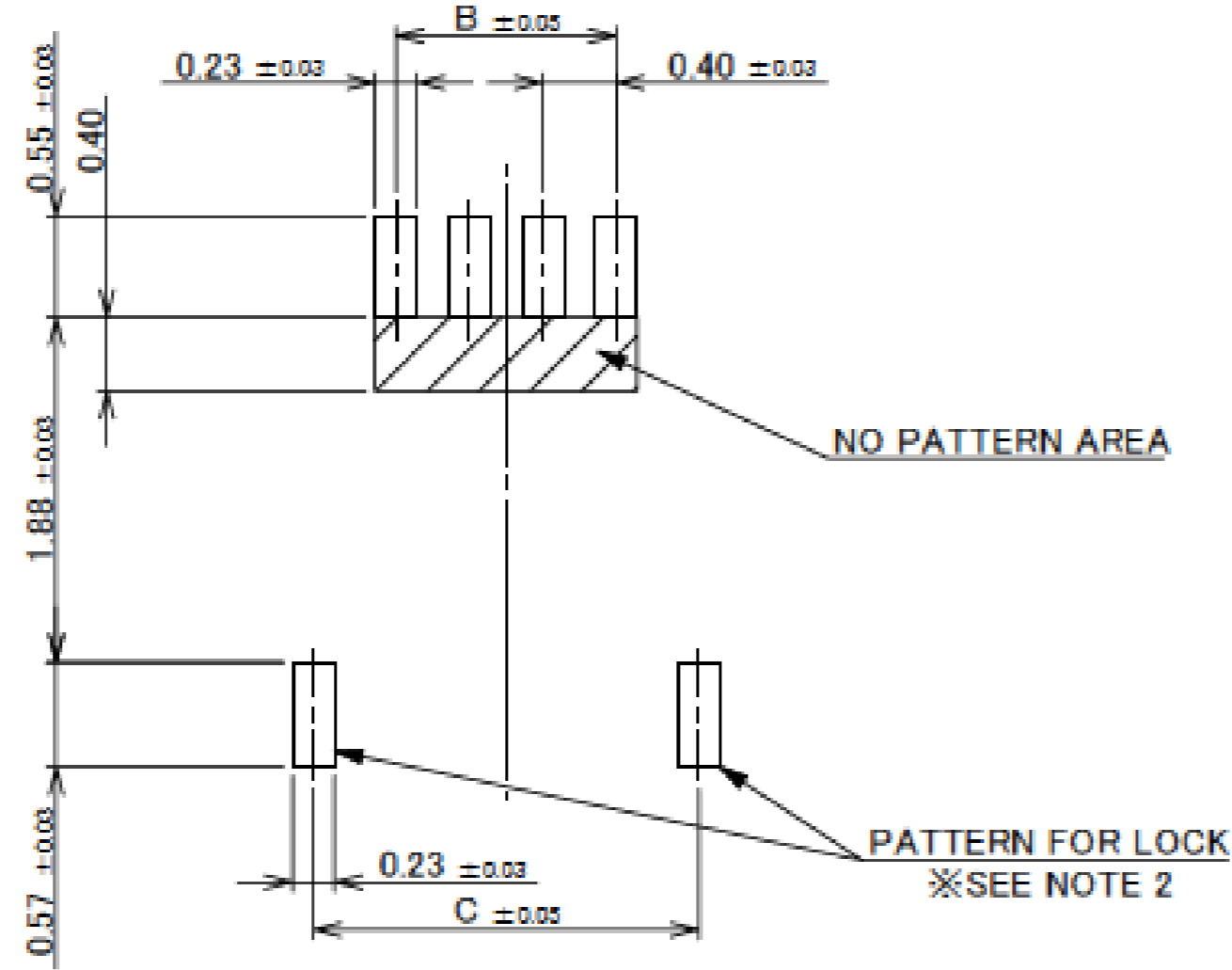
Pos.	B	C	F	G
4P	1.20	2.10	2.60	1.70
6P	2.00	2.90	3.40	2.50
8P	2.80	3.70	4.20	3.30
10P	3.60	4.50	5.00	4.10
12P	4.40	5.30	5.80	4.90
14P	5.20	6.10	6.60	5.70
15P	5.60	6.50	7.00	6.10



RECOMMENDED FPC LAYOUT



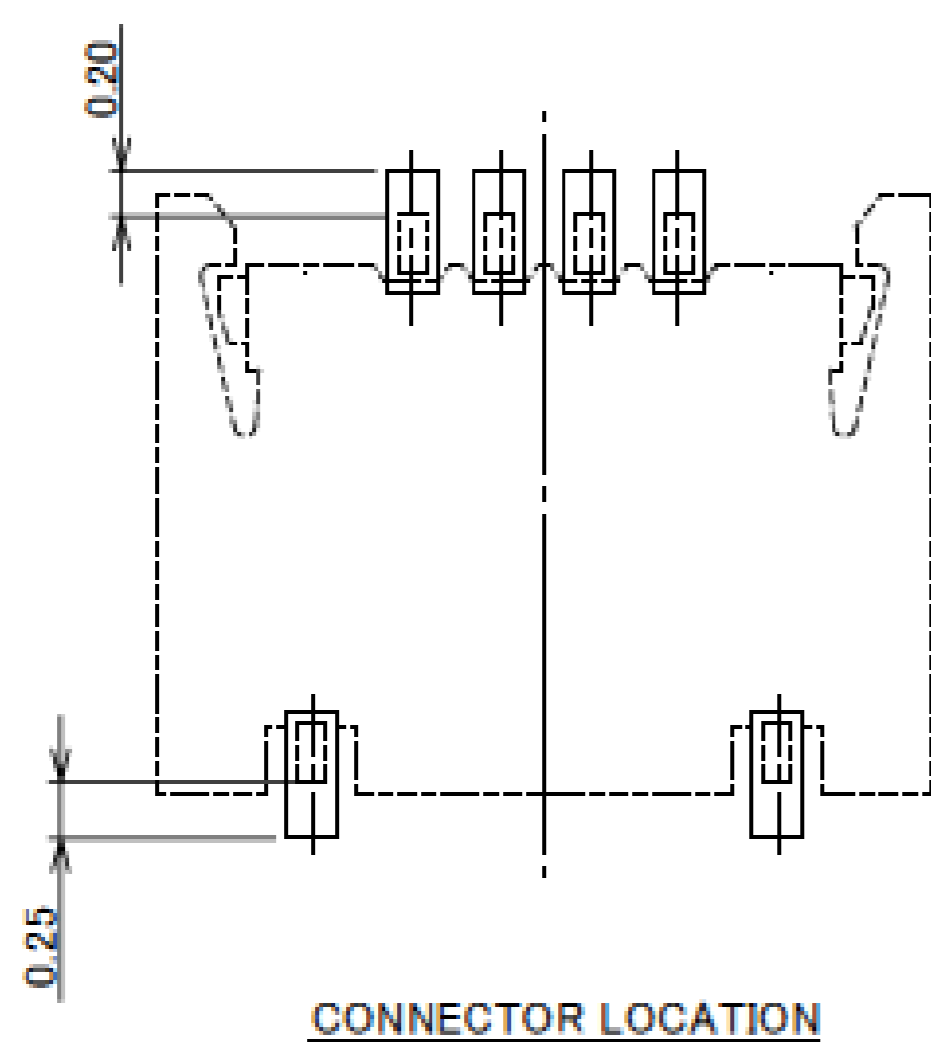
SECT H-H



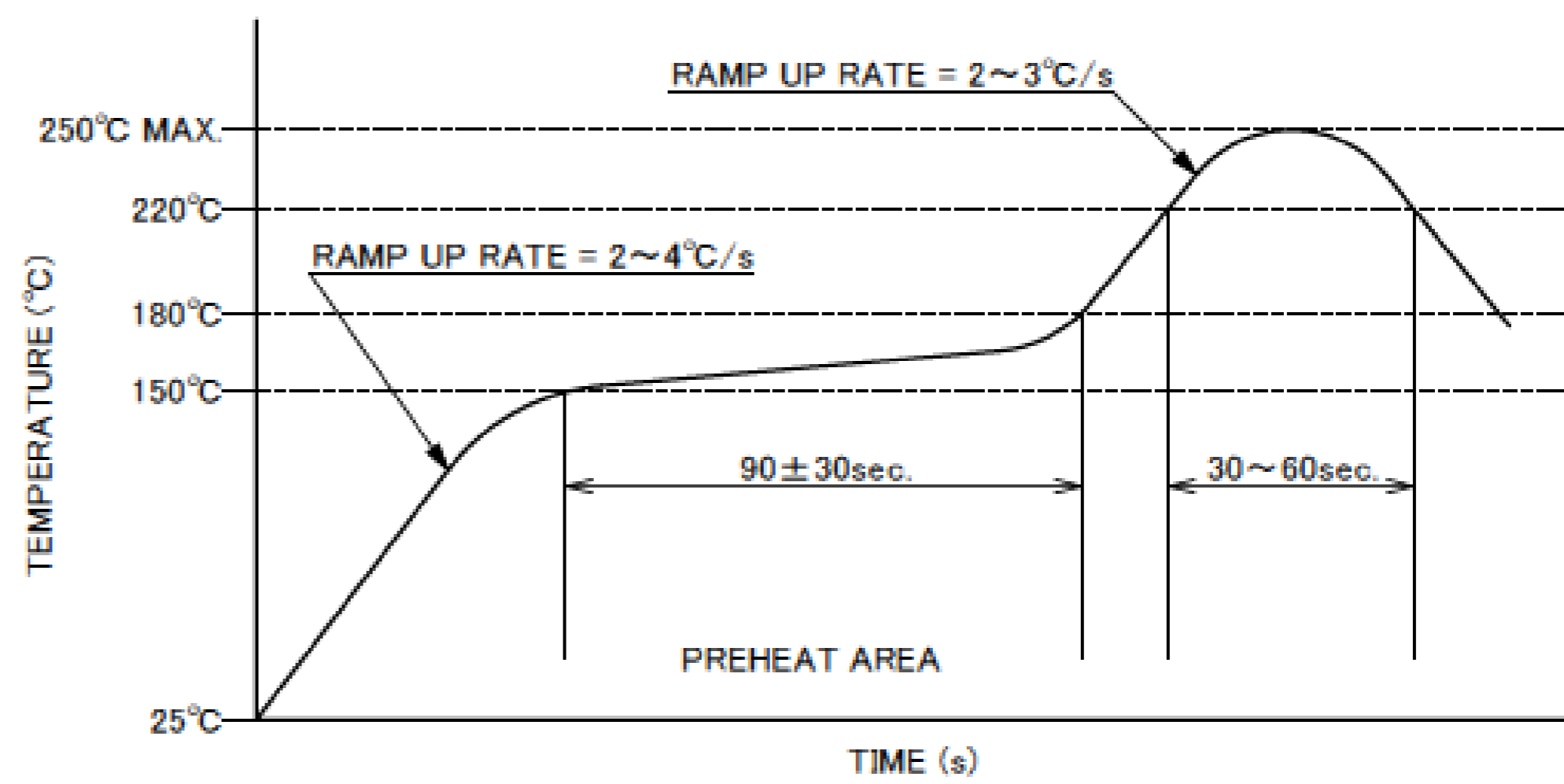
RECOMMENDED PCB AND METAL MASK LAYOUT  
METAL MASK THICKNESS : t=0.12mm

- NOTES.
- PLEASE DO NOT CONNECT THESE TWO SOLDER PADS TO THE ELECTRICAL CIRCUIT, (SIGNAL OR GROUND)
  - ADHESIVE SHOULD USE THERMOSETTING.

NO.	DISCRIPTION	MATERIAL	FINISH , REMARKS
8	COVER FILM	PI	
7	CONDUCTOR	COPPER	Au OVER Ni UNDER PLATING
6	BASE FILM	PI	
5	STIFFENER	PI	



CONNECTOR LOCATION



REFLOW TEMPERATURE PROFILE  
SENJU METAL INDUSTRY CO., LTD. : M705-SHF(Sn96.5 Ag3.0 Cu0.5)

# Connector Assembly

ITEMS	SPECIFICATION
RATING VOLTAGE	50V AC (PER CONTACT)
RATING AMPERAGE (FOR SIGNAL CONTACT)	0.4A DC (PER CONTACT)/ 6.0A DC (PER CONNECTOR)
OPERATING TEMPERATURE	233~358K(-40°C~+85°C)
OPERATING HUMIDITY	20~80% (NON-CONDENSING)
CONTACT RESISTANCE (FOR SIGNAL CONTACT)	INITIAL : 60mohm MAX. / AFTER TEST : $\triangleleft$ 40mohm MAX.
INSULATION RESISTANCE	INITIAL : 100Mohm MIN. / AFTER TEST : 100Mohm MIN.
DIELECTRIC WITHSTANDING VOLTAGE	AC200V
DURABILITY	20 CYCLES
ACT CLOSING FORCE (INITIAL / AFTER TEST)	4P : 1.8N MAX. / 6P : 2.4N MAX. / 8P : 3.0N MAX. 10P : 3.6N MAX. / 12P : 4.2N MAX.
ACT RELEASING FORCE (INITIAL / AFTER TEST)	4P : 0.06N MIN. / 6P : 0.08N MIN. / 8P : 0.10N MIN. 10P : 0.12N MIN. / 12P : 0.14N MIN.
FPC RETENTION FORCE (INITIAL / AFTER TEST)	4P : 2.50N MIN. / 6P : 2.62N MIN. / 8P : 2.74N MIN. 10P : 2.86N MIN. / 12P : 2.98N MIN.
COPLANARITY	0.10 MAX.
PRODUCT SPECIFICATION	PRS-1863
TEST REPORT	TR-13088
PACKING STANDARD	PST-13049
INSTRUCTION MANUAL	HIM-14024
APPEARANCE CRITERIA No.	QLS-A***

Rev.8


# Custom Connectors Available

 RF Connector

MHF® series



CABLINÉ® series  
Micro-coaxial/Twinax/  
Discrete Wire Connector



Optical Module


LIGHTPASS® series



NOVASTACK® series



Board-to-Board Connector



Power Connector/  
Terminal

AP series

ISH® series



MINIFLEX® series

EVAFLEX® series



FPC FFC Connector




Inquiry



MINIDOCK® series



I/O Connector



I-PEX, MHF, CABLINE, LIGHTPASS, NOVASTACK, ISH, IARPB, MINIFLEX, EVAFLEX, MINIDOCKS and ZenShield are registered trademarks of I-PEX Inc. Please note that the contents in the catalog might be changed without prior notification. I-PEX Inc. assumes no responsibility for any inaccuracies or obligation to update information on these documents. Please be sure to read and understand the latest "Precautions for Use" and "Instruction Manual" before you use our products. We shall not be responsible for any defects, damages or troubles in case you use our products without following the precautions for use. Please feel free to contact our sales representatives when you use our products for any applications that require very high reliability and safety, or that relate to human life (ex. nuclear power control, aerospace, transportation, medical equipment, safety equipment etc.).

Contact your sales representative or more detailed information.

[www.i-pex.com](http://www.i-pex.com)



# I-PEX

© I-PEX Inc. 2024  
All rights reserved