

# MINIFLEX® 3-BFNH L-HD

유지력 강화, 보강판에 의한 견고성, 롱 액추에이터, 저배 (높이 = 0.9 mm), 0.3 mm Pitch, 수평 결합, 백플립

## Product Specifications:

Board Pitch (mm)		0.3
Wiping Length (mm)		Contact A: 0.90
		Contact B: 0.45
Size (mm)	Height	0.90 +/- 0.10
	Width	Formula: 1.5 + (0.3*?p)
	Depth	Open: 2.55
		Close: 3.50
Pin counts	Range	7-71 (odd)
	Available	39,61

## Applicable FPC/FFC:

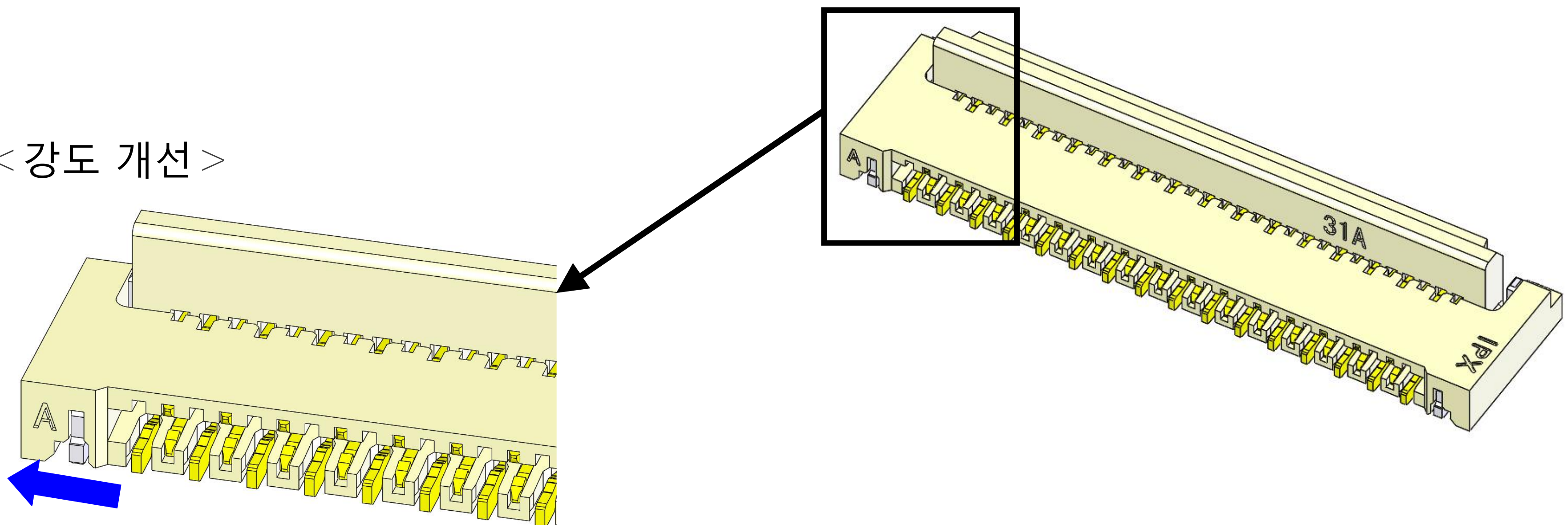
FPC/FFC Contact Pitch	0.3
FPC/FFC Contact Point	Top and Bottom
FPC/FFC Thickness (mm)	0.2 +/- 0.03

\*기재가 되어있지 않은 핀 수의 대응 여부에 대해서는 문의해 부탁드립니다.

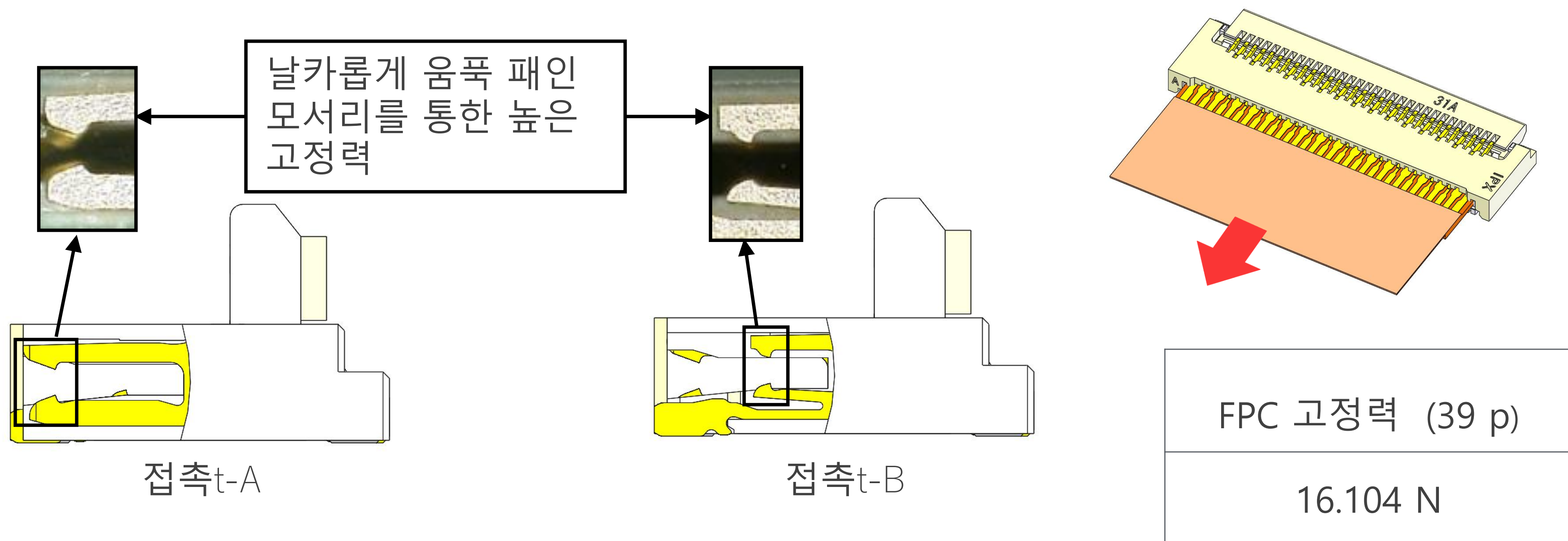


## ▶ 보강판에 의한 측벽 강도 강화

<강도 개선>



## ▶ 단자 접점부를 샤프 엣지 형상으로 하여 보다 높은 FPC 유지력 보유



## ▶ FPC 미삽입 상태에서도 액추에이터 닫기 조작 가능(단자 변형 최소화)

SMT 공정 후에 FPC를 삽입하지 않고 우연히 액추에이터를 닫은 경우에도 Contact 변형 최소화

- 커넥터가 여전히 안정적으로 작동합니다(FPC를 삽입하지 않은 상태에서 액추에이터 작동 전후 접촉 간격그래프 39핀)



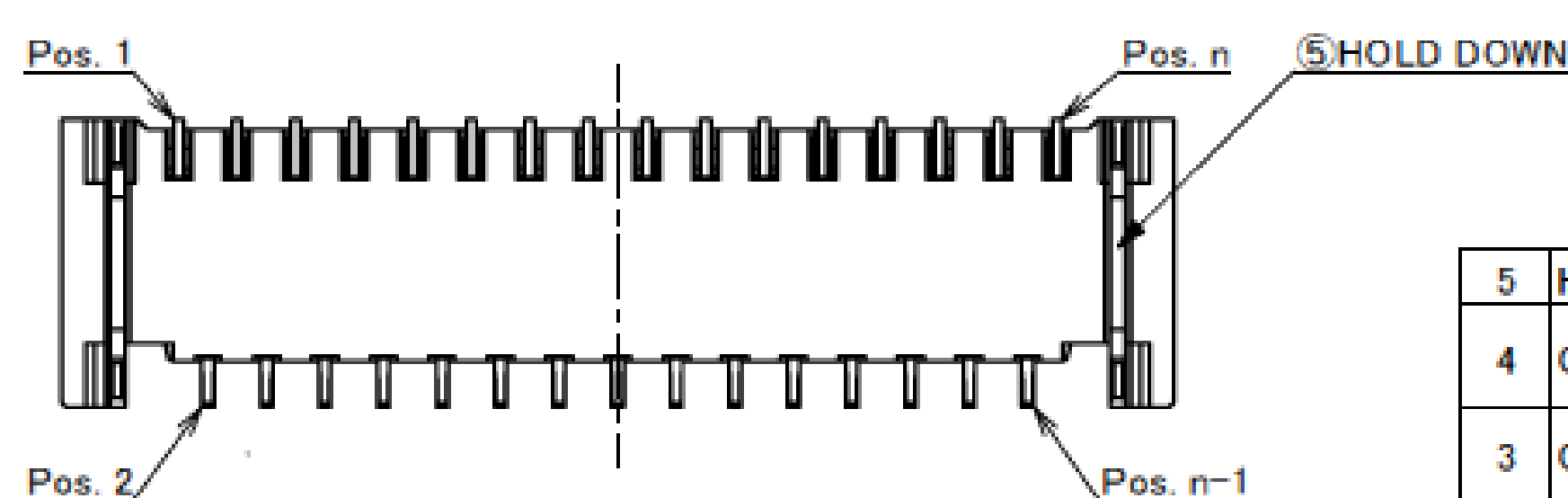
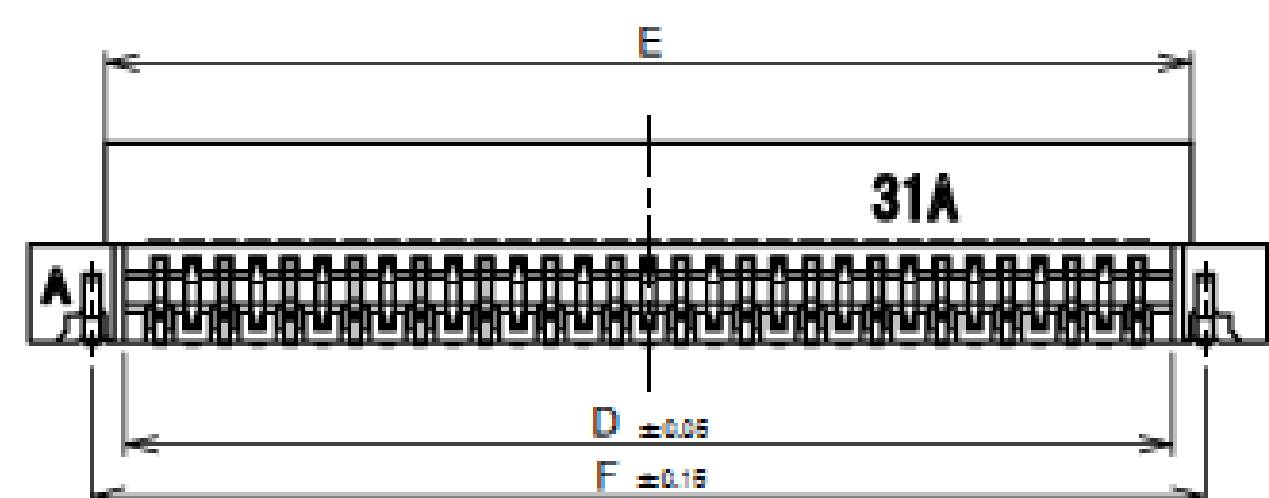
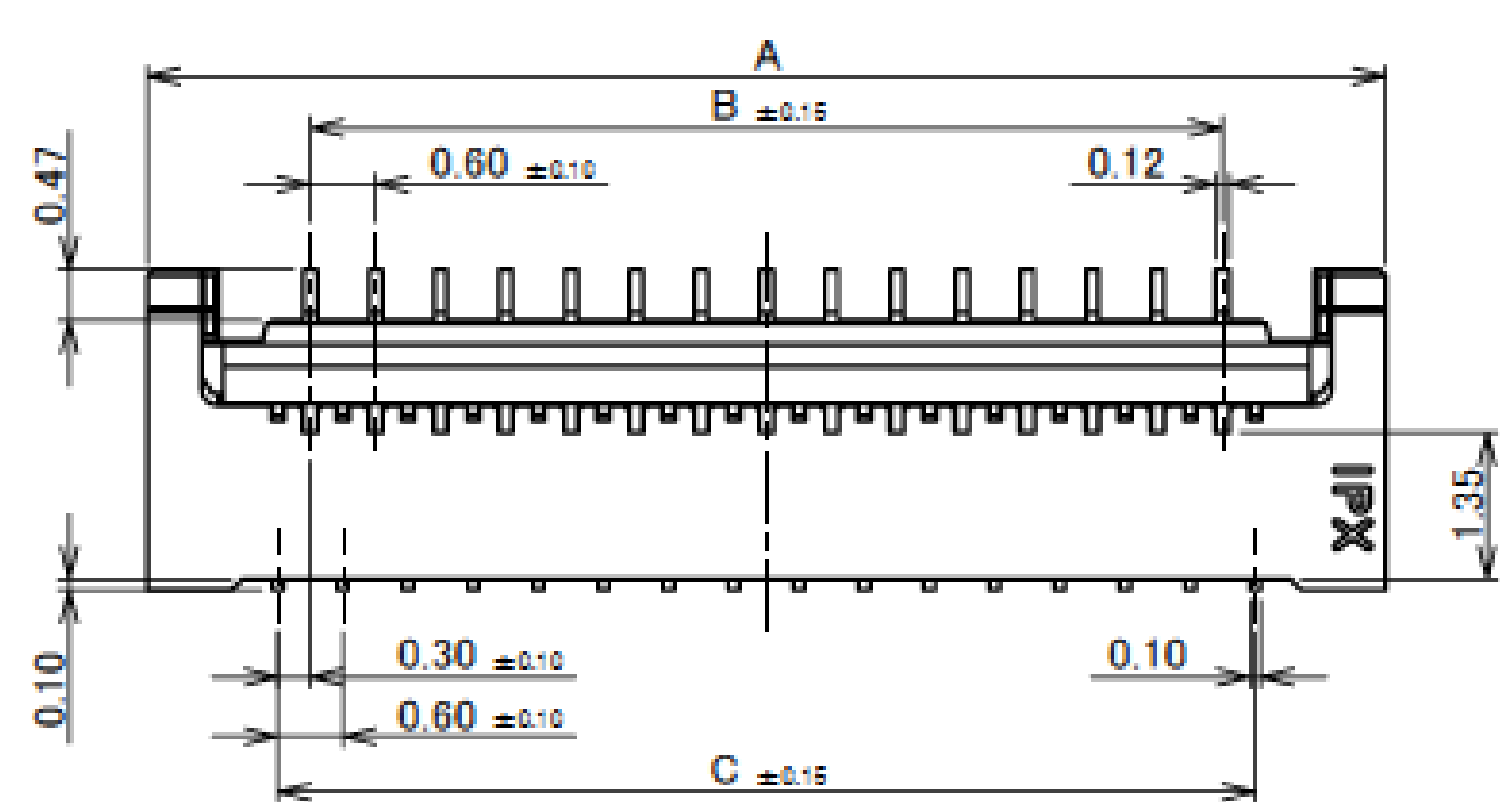
- 커넥터의 삽입력 상승
- 커넥터의 고정력은 큰 변화 없음



# Component Parts Details

## Connector Assembly

Recommended P/N 20660-0\*\*E-01



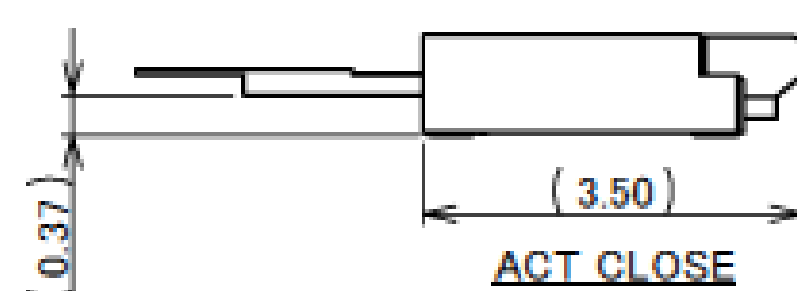
Halogen Free



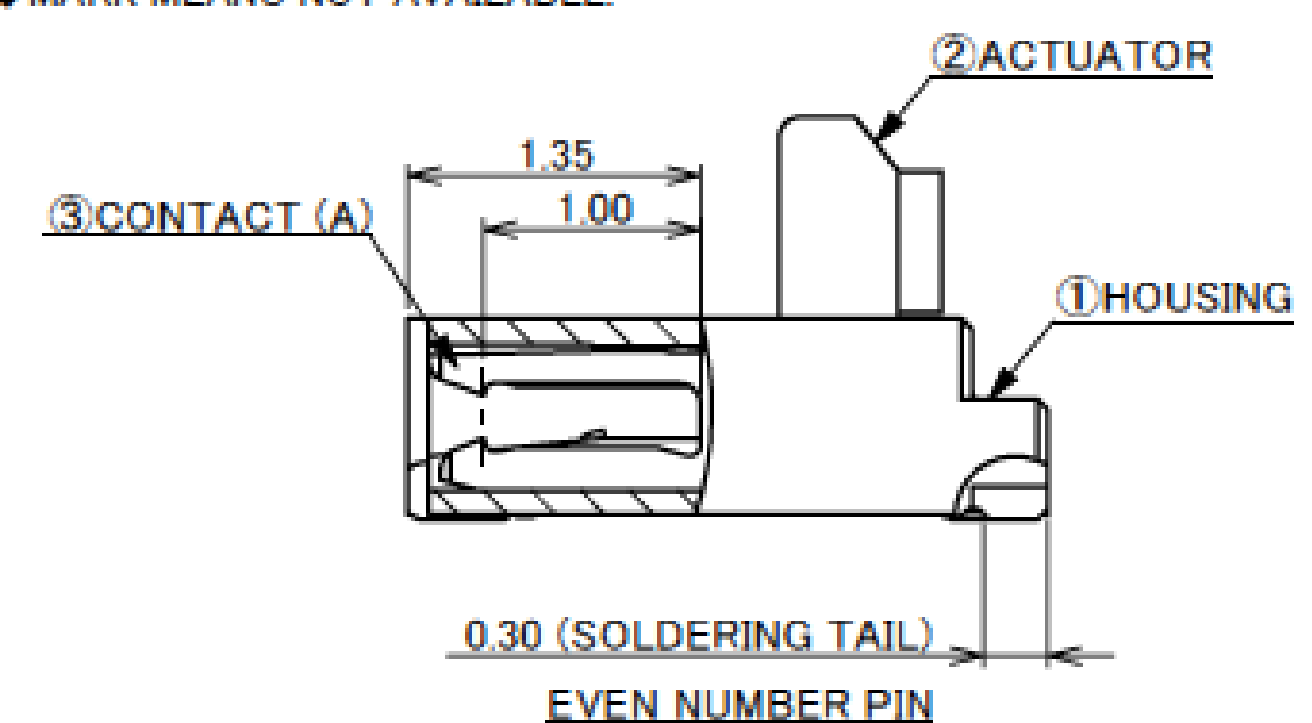
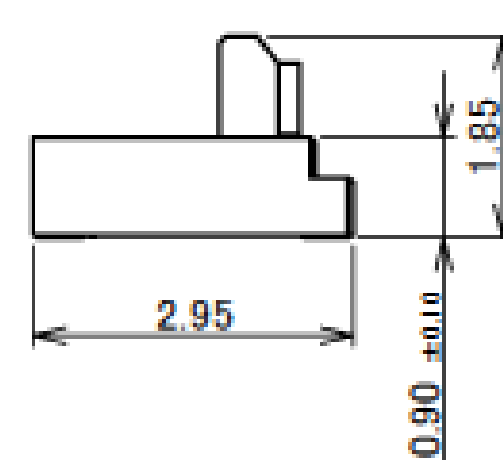
RoHS Compliant

PART No.	Pos.	A	B	C	D	E	F
◆20660-031E-01	31P	11.40	8.40	9.00	9.65	10.00	10.25
20660-039E-01	39P	13.80	10.80	11.40	12.05	12.40	12.65
◆20660-061E-01	61P	20.40	17.40	18.00	18.65	19.00	19.25
◆20660-071E-01	71P	23.40	20.40	21.00	21.65	22.00	22.25

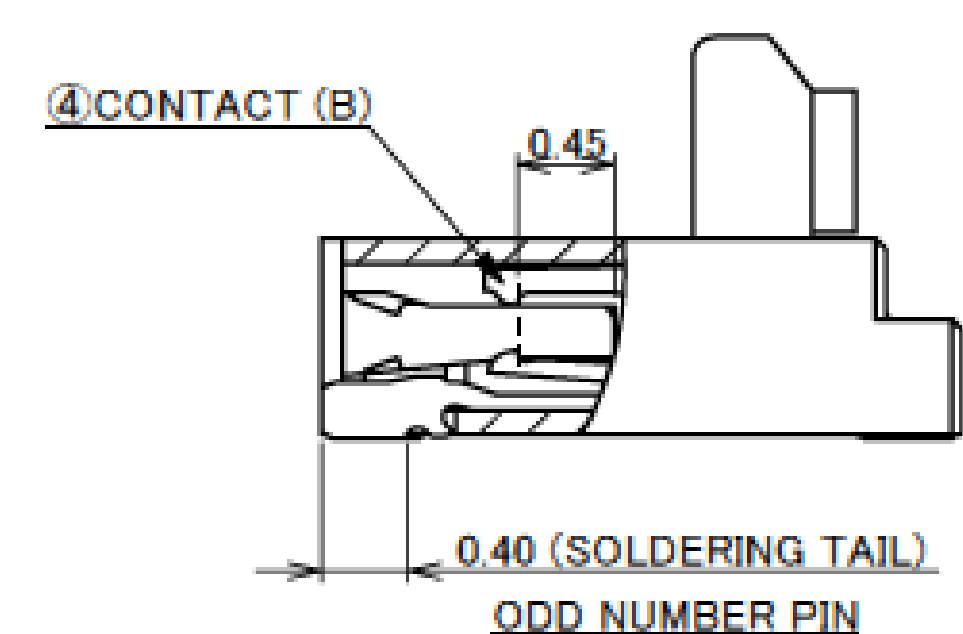
◆MARK MEANS NOT AVAILABLE



ACT CLOSE



EVEN NUMBER PIN



ODD NUMBER PIN

NOTE  
1. CONTACT POINT: TOP AND BOTTOM CONTACT

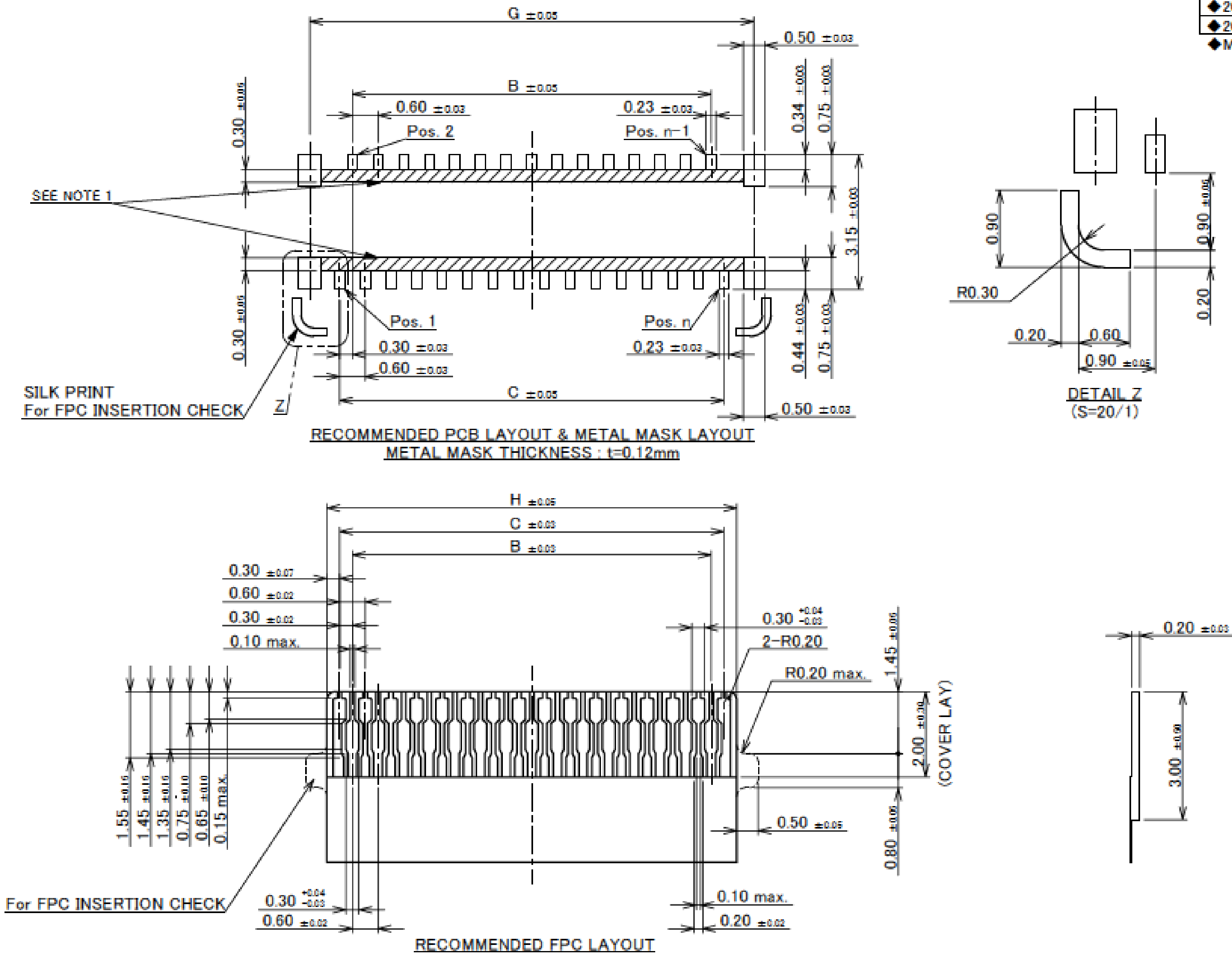
NO.	DISCRIPTION	MATERIAL	REMARKS
5	HOLD DOWN	BRASS	
4	CONTACT(B)	PHOSPHOR BRONZE	CONTACT AREA : Au 0.1 $\mu$ m MIN. OVER Ni 1.0 $\mu$ m MIN. SOLDERING AREA : Au 0.03 $\mu$ m MIN. OVER Ni 1.0 $\mu$ m MIN.
3	CONTACT(A)	PHOSPHOR BRONZE	CONTACT AREA : Au 0.1 $\mu$ m MIN. OVER Ni 1.0 $\mu$ m MIN. SOLDERING AREA : Au 0.03 $\mu$ m MIN. OVER Ni 1.0 $\mu$ m MIN.
2	ACTUATOR	LCP	UL94V-0, BEIGE
1	HOUSING	LCP	UL94V-0, BEIGE

Rev.9

Connector Assembly

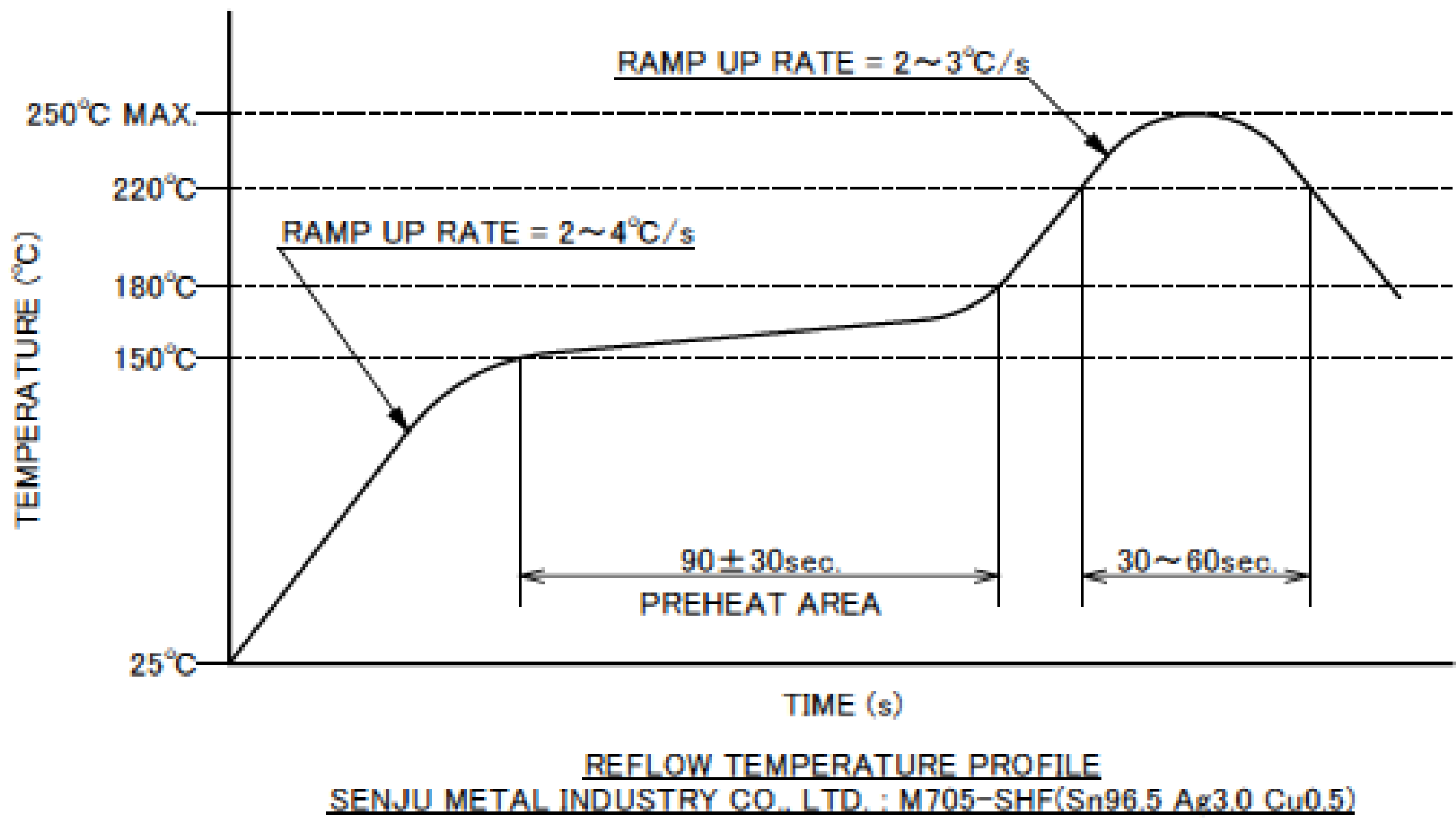
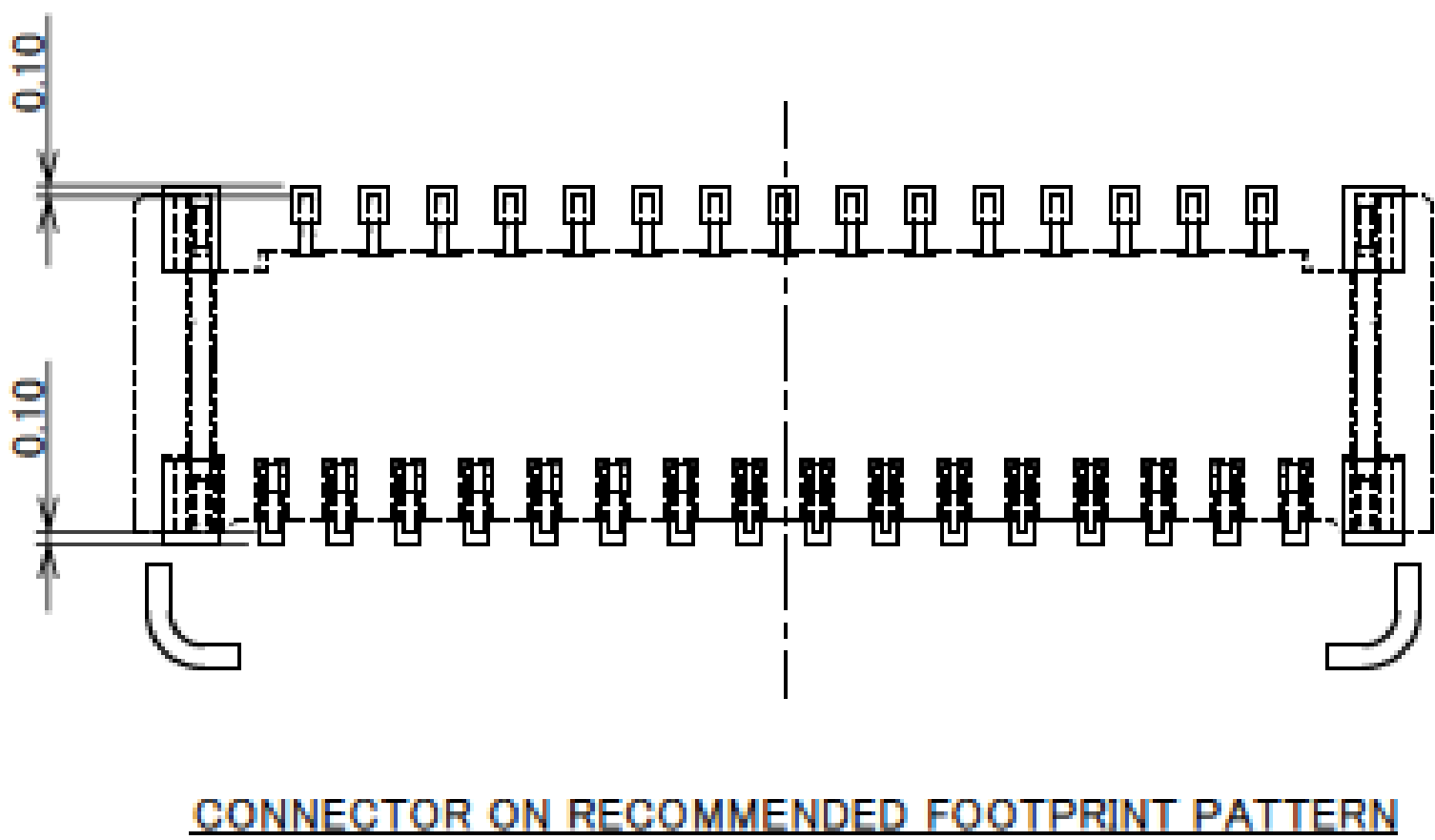
PART No.	Pos.	B	C	G	H
◆20660-031E-01	31P	8.40	9.00	10.40	9.60
20660-039E-01	39P	10.80	11.40	12.80	12.00
◆20660-061E-01	61P	17.40	18.00	19.40	18.60
◆20660-071E-01	71P	20.40	21.00	22.40	21.60

◆MARK MEANS NOT AVAILABLE.



NOTE  
1. SOLDER RESIST MUST BE APPLIED TO THIS AREA.

Rev.9



Rev.9

Connector Assembly

ITEMS	SPECIFICATION
RATING VOLTAGE	50V AC/DC (PER CONTACT PIN)
RATING AMPERAGE	0.3A DC (PER CONTACT PIN)
OPERATING TEMPERATURE	233~358K(-40℃~+85℃)
OPERATING HUMIDITY	85% MAX.(NON-CONDENSING)
CONTACT RESISTANCE	INITIAL : 60mohm MAX. / AFTER TEST : $\triangle$ 40mohm MAX.
INSULATION RESISTANCE	100Mohm MIN.
DIELECTRIC WITHSTANDING VOLTAGE	AC250V 1min
DURABILITY	20TH CYCLES
ACTUATOR LOCKING FORCE (INITIAL / 20TH CYCLES)	INITIAL : 0.245N(24.5gf) × n MAX. / 20TH CYCLES : 0.245N(24.5gf) × n MAX.
ACTUATOR UNLOCKING FORCE (INITIAL / 20TH CYCLES)	INITIAL : 0.014N(1.4gf) × n MIN. / 20TH CYCLES : 0.014N(1.4gf) × n MIN.
FPC RETENTION FORCE (INITIAL / AFTER TEST)	INITIAL : 0.13N(13gf) × n MIN. / AFTER TEST : 0.10N(10gf) × n MIN.
COPLANARITY	0.10 MAX.
PRODUCT SPECIFICATION	PRS-2073
TEST REPORT	TR-15025
PACKING STANDARD	PST-15042
INSTRUCTION MANUAL	HIM-14004
APPEARANCE CRITERIA No.	QLS-A***

※ “n” IS THE NUMBER OF PIN



CAUTION

PLEASE BE SURE TO READ AND UNDERSTAND "INSTRUCTION MANUAL" BEFORE YOU USE OUR PRODUCTS.



# Custom Connectors Available

## RF Connector

MHF® series



CABLINE® series


## Micro-coaxial/Twinax/Discrete Wire Connector

## Optical Module

LIGHTPASS® series



NOVASTACK® series



## Board-to-Board Connector

## Power Connector/Terminal

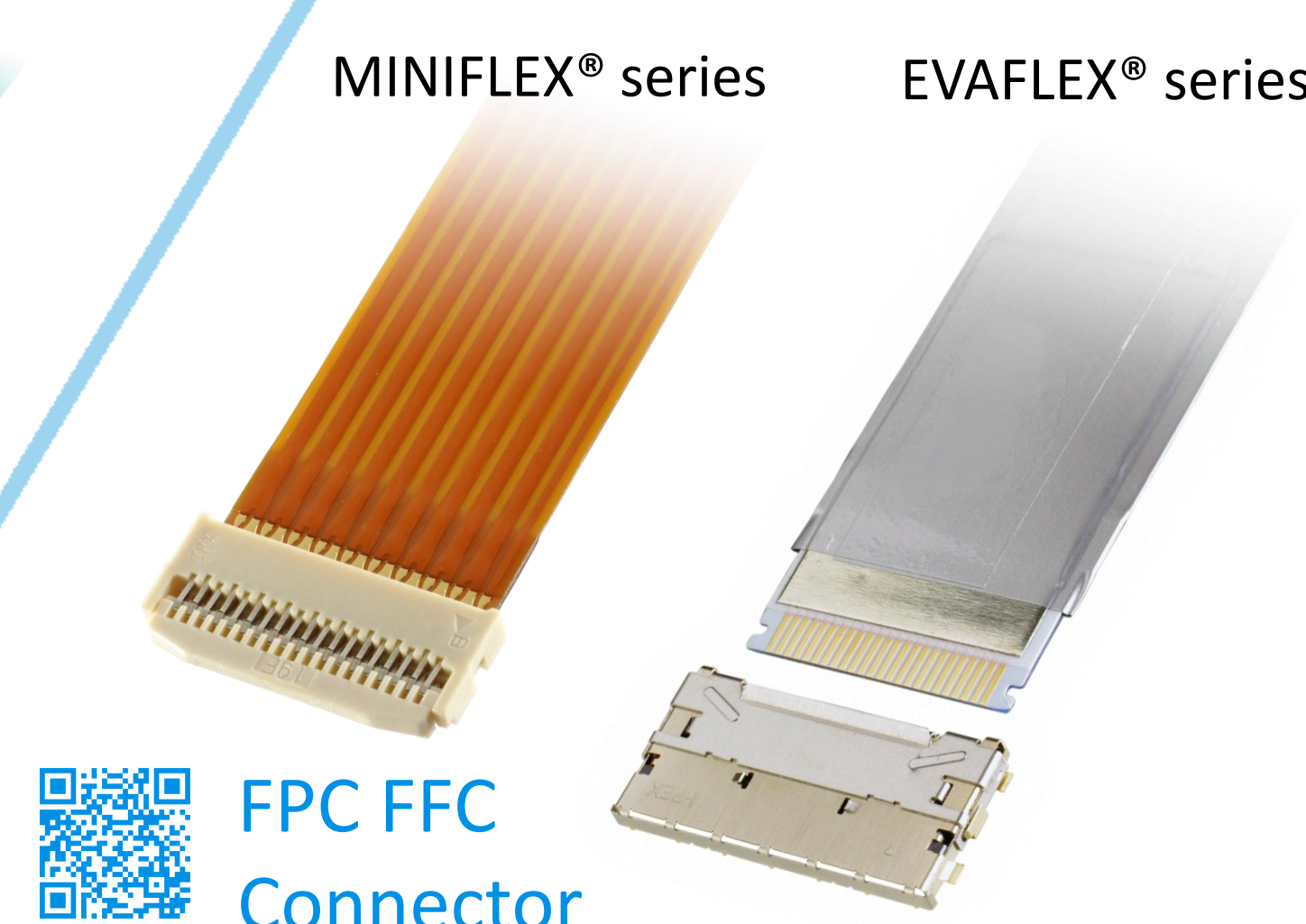
AP series

ISH® series



MINIFLEX® series

EVAFLEX® series




## FPC FFC Connector



Inquiry



MINIDOCK® series



## I/O Connector

I-PEX, MHF, CABLINE, LIGHTPASS, NOVASTACK, ISH, IARPB, MINIFLEX, EVAFLEX, MINIDOCKS and ZenShield are registered trademarks of I-PEX Inc. Please note that the contents in the catalog might be changed without prior notification. I-PEX Inc. assumes no responsibility for any inaccuracies or obligation to update information on these documents. Please be sure to read and understand the latest "Precautions for Use" and "Instruction Manual" before you use our products. We shall not be responsible for any defects, damages or troubles in case you use our products without following the precautions for use. Please feel free to contact our sales representatives when you use our products for any applications that require very high reliability and safety, or that relate to human life (ex. nuclear power control, aerospace, transportation, medical equipment, safety equipment etc.).

Contact your sales representative or more detailed information.

[www.i-pex.com](http://www.i-pex.com)



# I-PEX

© I-PEX Inc. 2024  
All rights reserved