

# MINIFLEX® 3-BFN L-HD

Hold down设计, 加长钢琴盖, 低背(高度 = 0.9 mm), 0.3 mm间距, 水平插拔, 后锁式

## Product Specifications:

Board Pitch (mm)	0.3
Wiping Length (mm)	Contact A:0.9
	Contact B:0.45
Size (mm)	Height 0.90 +/- 0.10
	Width Formula:1.5 + (0.3*?p)
	Depth Open:2.55 Close:3.5
Pin counts	Range 15-75 (odd)
	Available 51

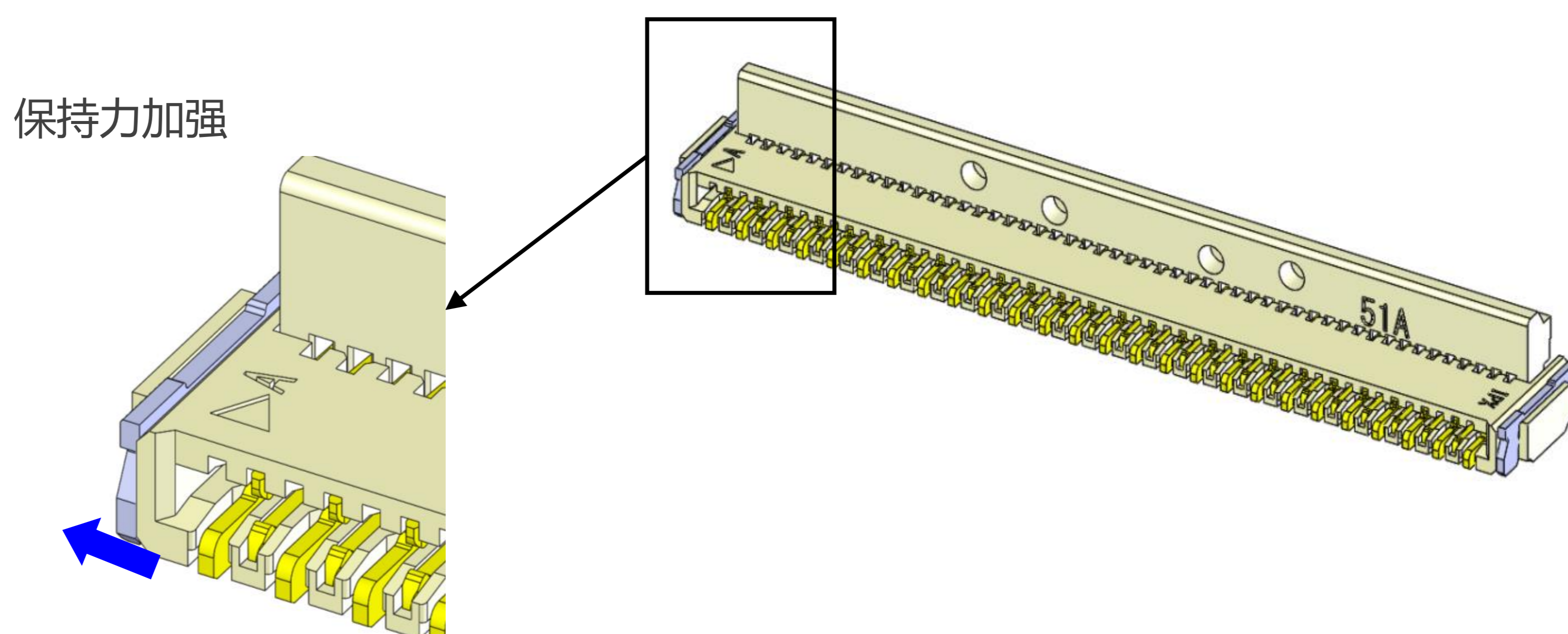
## Applicable FPC/FFC:

FPC/FFC Contact Pitch	0.3
FPC/FFC Contact Point	Top and Bottom
FPC/FFC Thickness (mm)	0.2 +/- 0.03

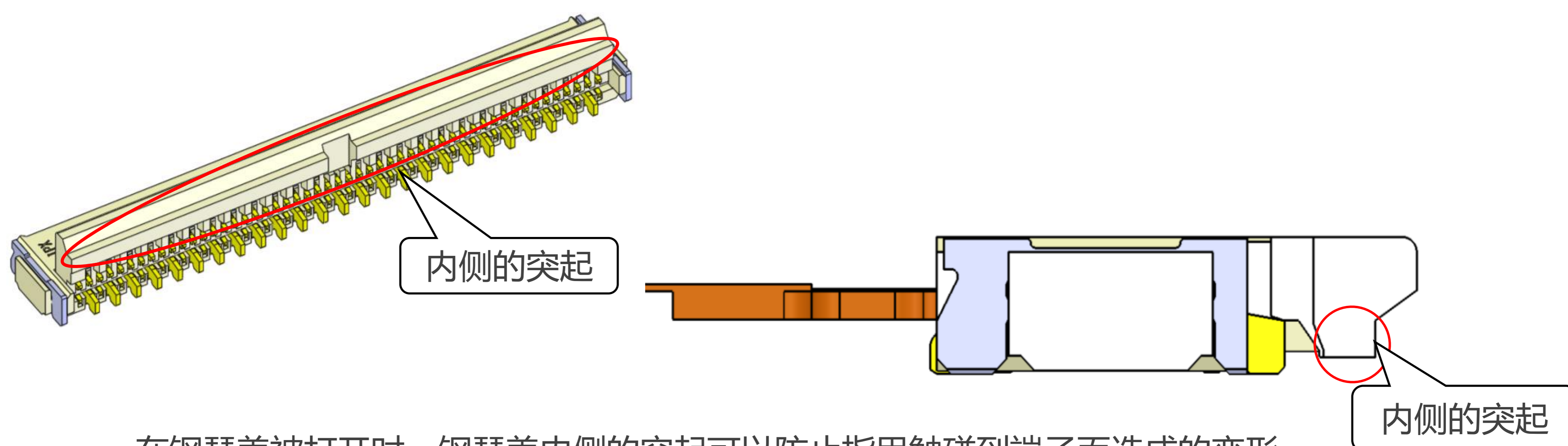
\*如您需要了解未列出或不在范围内的Pin数, 请咨询我们。



## ▶ 金属补强设计, 加强树脂侧壁强度



## ▶ 独特的结构, 防止端子变形

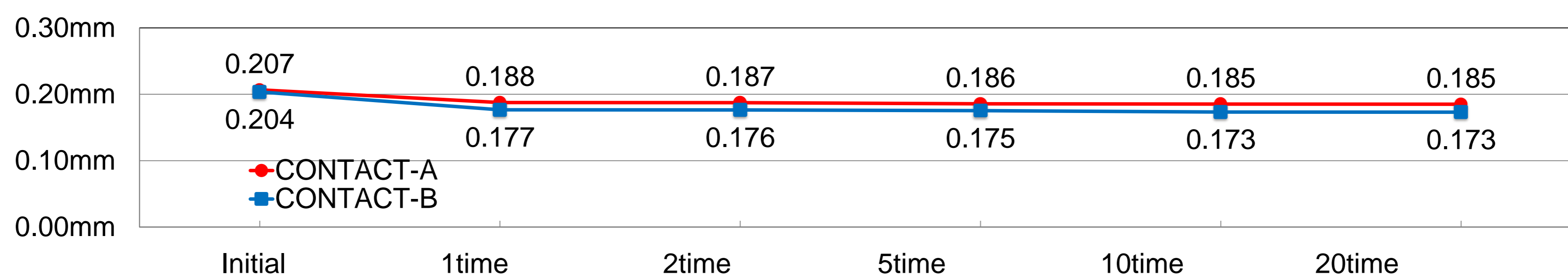


在钢琴盖被打开时, 钢琴盖内侧的突起可以防止指甲触碰到端子而造成的变形

## ▶ 在没有插入 FPC 的情况下闭合钢琴盖, 连接器仍可使用

在 SMT 加工后, 如果钢琴盖在没有插入 FPC 的情况下意外闭合, 连接器仍可使用

■ FPC 未插入情况下闭合钢琴盖, 其前后的接点间距离比较如图 (图表为 MINIFLEX® 3-BFN L-HD 51 pins)



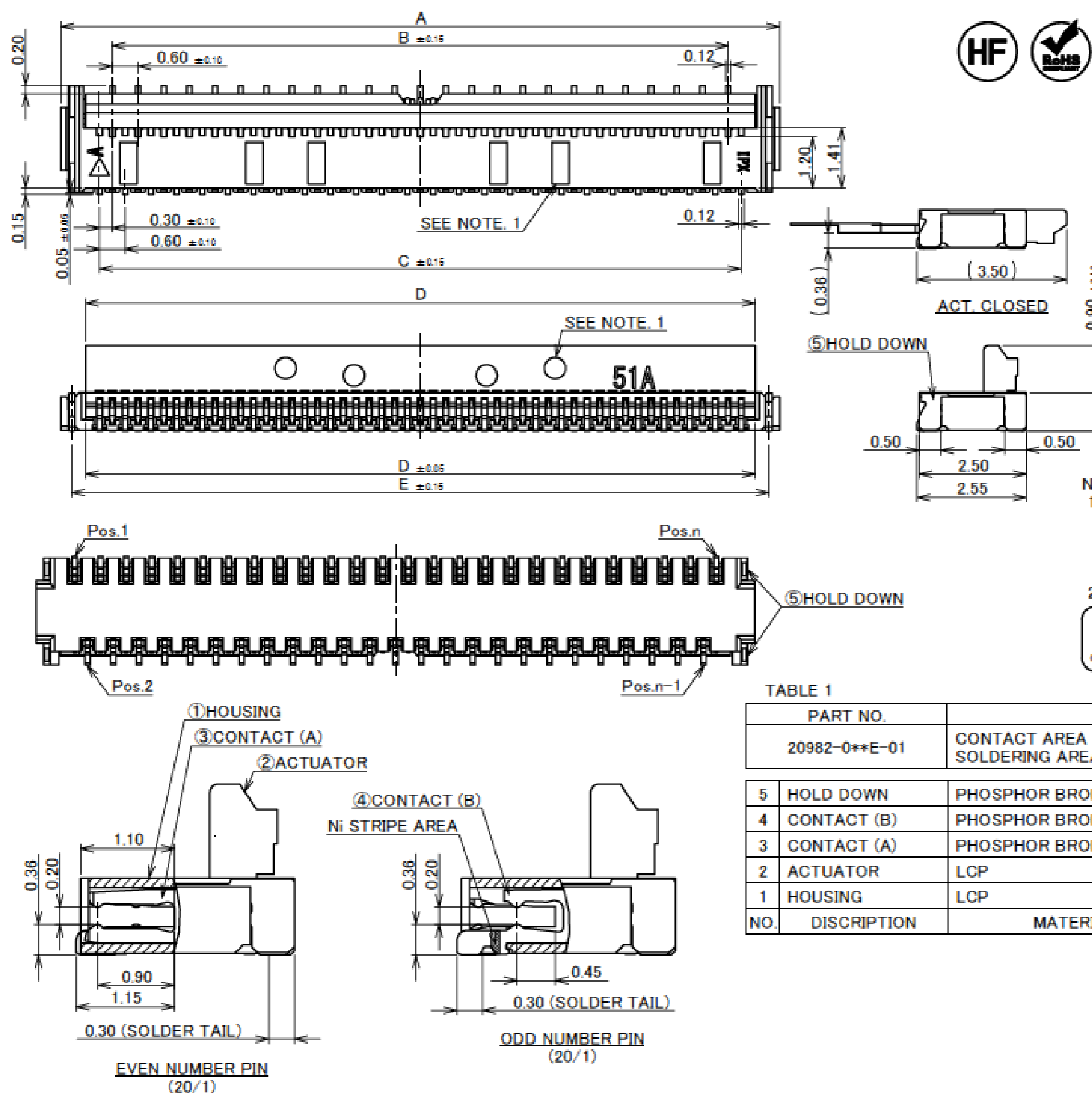
■ FPC插入力上升

■ FPC保持力无太大变化

# Component Parts Details

## Connector Assembly

Recommended P/N 20982-0\*\*E-01



PART NO.	Pos.	A	B	C	D	E
◆20982-015E-01	15P	6.00	3.60	4.20	4.85	5.50
◆20982-033E-01	33P	11.40	9.00	9.60	10.25	10.90
◆20982-035E-01	35P	12.00	9.60	10.20	10.85	11.50
◆20982-037E-01	37P	12.60	10.20	10.80	11.45	12.10
◆20982-039E-01	39P	13.20	10.80	11.40	12.05	12.70
◆20982-041E-01	41P	13.80	11.40	12.00	12.65	13.30
◆20982-045E-01	45P	15.00	12.60	13.20	13.85	14.50
◆20982-049E-01	49P	16.20	13.80	14.40	15.05	15.70
◆20982-051E-01	51P	16.80	14.40	15.00	15.65	16.30
◆20982-055E-01	55P	18.00	15.60	16.20	16.85	17.50
◆20982-057E-01	57P	18.60	16.20	16.80	17.45	18.10
◆20982-061E-01	61P	19.80	17.40	18.00	18.65	19.30
◆20982-065E-01	65P	21.00	18.60	19.20	19.85	20.50
◆20982-067E-01	67P	21.60	19.20	19.80	20.45	21.10
◆20982-071E-01	71P	22.80	20.40	21.00	21.65	22.30
◆20982-075E-01	75P	24.00	21.60	22.20	22.85	23.50

◆ MARK MEANS NOT AVAILABLE.

NOTES:  
 1. THIS DENT SHAPE IS PURPOSED FOR GOOD INJECTION QUALITY. THIS DENT SHAPE WILL NOT AFFECT CONNECTR FUNCTION. DENT SHAPE SHOWN ON DRAWING IS JUST FOR REFERENCE. DENT SHAPE AND QUANTITY MIGHT CHABGE FROM DIFFERENT PIN COUNT AND DIFFERENT TOOLING.  
 2. CONTACT POINT: TOP AND BOTTOM CONTACT

CAUTION VISIT OUR WEBSITE FOR LATEST VERSIONS OF INSTRUCTION MANUAL NO. HIM-12007 TO HANDLE THE PRODUCT PROPERLY AND SAFELY.

TABLE 1

PART NO.	FINISH		
20982-0**E-01	CONTACT AREA : Au 0.10 μm MIN. OVER Ni 1.00 μm MIN. SOLDERING AREA : Au 0.03 μm MIN. OVER Ni 1.00 μm MIN.		
5	HOLD DOWN	PHOSPHOR BRONZE	Sn 2~6 μm MIN. OVER Ni 1.00 μm MIN.
4	CONTACT (B)	PHOSPHOR BRONZE	SEE TABLE 1, WITH Ni STRIPE
3	CONTACT (A)	PHOSPHOR BRONZE	SEE TABLE 1
2	ACTUATOR	LCP	UL94V-0, BEIGE
1	HOUSING	LCP	UL94V-0, BEIGE
NO.	DISCRIPTION	MATERIAL	FINISH , REMARKS



# Connector Assembly

ITEMS	SPECIFICATION
RATING VOLTAGE	50V AC (PER CONTACT)
RATING AMPERAGE	0.3A DC (PER CONTACT)
OPERATING TEMPERATURE	233~358K (-40°C~+85°C)
OPERATING HUMIDITY	20~80%RH (NON-CONDENSING)
CONTACT RESISTANCE	INITIAL : 60mohm MAX. / AFTER TEST : $\triangleleft$ 40mohm MAX.
INSULATION RESISTANCE	100Mohm MIN.
DIELECTRIC WITHSTANDING VOLTAGE	AC250V 1min
DURABILITY	20 CYCLES
ACTUATOR LOCKING FORCE (INITIAL / 20 CYCLES)	INITIAL / 20 CYCLES 0.21N (21gf) $\times$ n MAX.
ACTUATOR UNLOCKING FORCE (INITIAL / 20 CYCLES)	INITIAL / 20 CYCLES 0.014N (1.4gf) $\times$ n MIN.
FPC RETENTION FORCE (INITIAL / AFTER TEST)	INITIAL: 0.13N (13gf) $\times$ n MIN. / AFTER TEST: 0.10N (10gf) $\times$ n MIN.
COPLANARITY	0.10 MAX.
PRODUCT SPECIFICATION	PRS-2650
TEST REPORT	TR-20010
PACKING STANDARD	PST-15093
INSTRUCTION MANUAL	HIM-12007
APPEARANCE CRITERIA No.	QLS-A***

※ "n" IS THE NUMBER OF PIN


Rev.0


# Custom Connectors Available

 RF Connector

MHF® series



 CABLINE® series  
Micro-coaxial/Twinax/  
Discrete Wire Connector




 Optical Module

LIGHTPASS® series



NOVASTACK® series

 Board-to-Board Connector



 Power Connector/  
Terminal

AP series

ISH® series



MINIFLEX® series

EVAFLEX® series

 FPC FFC Connector




Inquiry



MINIDOCK® series

 I/O Connector



I-PEX, MHF, CABLINE, LIGHTPASS, NOVASTACK, ISH, IARPB, MINIFLEX, EVAFLEX, MINIDOCKS and ZenShield are registered trademarks of I-PEX Inc. Please note that the contents in the catalog might be changed without prior notification. I-PEX Inc. assumes no responsibility for any inaccuracies or obligation to update information on these documents. Please be sure to read and understand the latest "Precautions for Use" and "Instruction Manual" before you use our products. We shall not be responsible for any defects, damages or troubles in case you use our products without following the precautions for use. Please feel free to contact our sales representatives when you use our products for any applications that require very high reliability and safety, or that relate to human life (ex. nuclear power control, aerospace, transportation, medical equipment, safety equipment etc.).

Contact your sales representative or more detailed information.

[www.i-pex.com](http://www.i-pex.com)



# I-PEX

© I-PEX Inc. 2024  
All rights reserved