

MINIFLEX[®] 2-BF

0.2 mm 피치, 수평 결합, 백플립, (높이= 0.9 mm)

Product Specifications:

Board Pitch (mm)	0.2	
Wiping Length (mm)	Contact A:0.95	
	Contact B:0.45	
Size (mm)	Height	0.90 +/- 0.10
	Width	Formula:1.5 +(0.2*p)
	Depth	Open:3.30 Close:4.5
Pin counts	Range	80-120 (even)
	Available	80, 100, 120

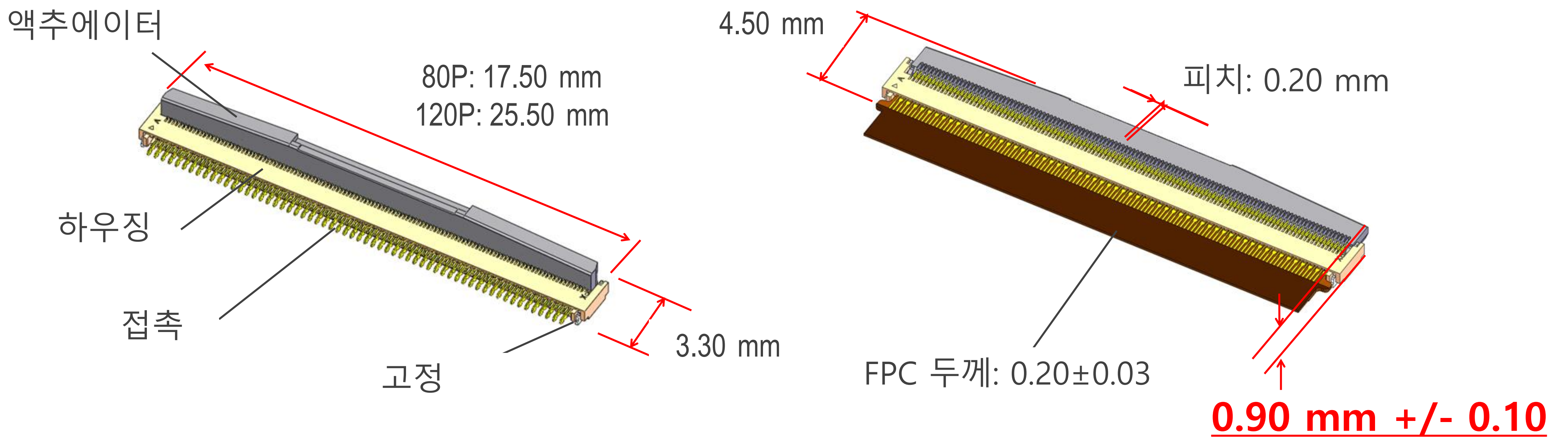
Applicable FPC/FFC:

FPC/FFC Contact Pitch	0.2
FPC/FFC Contact Point	Top and Bottom
FPC/FFC Thickness (mm)	0.2 +/- 0.03

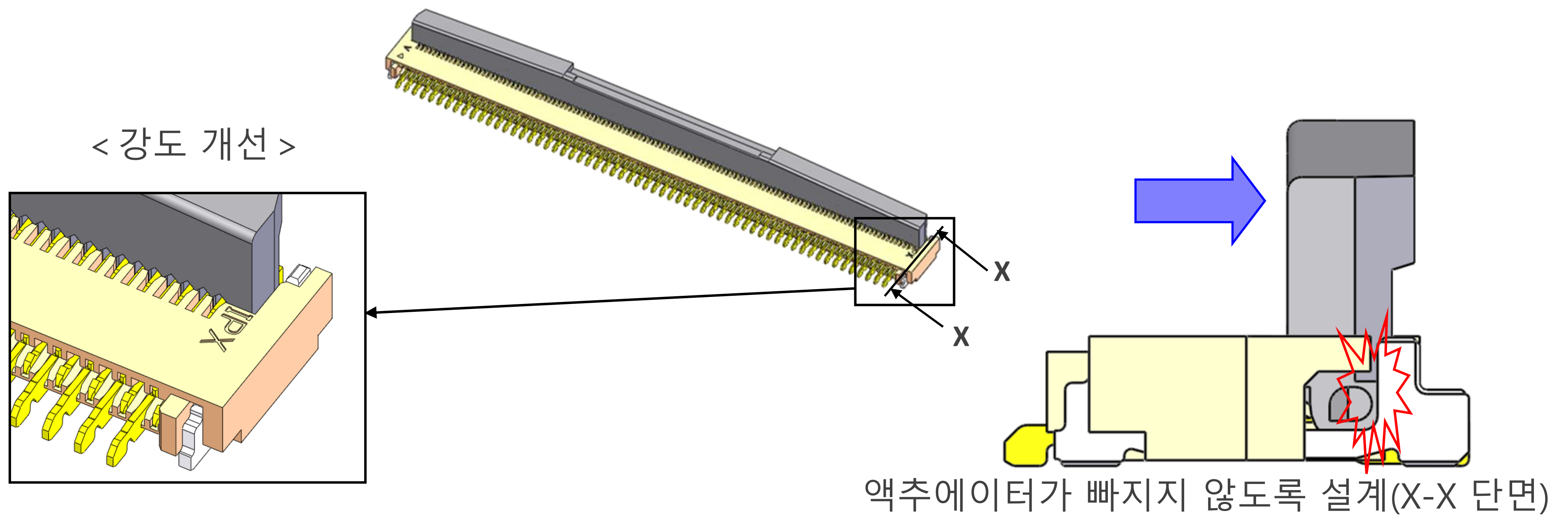
*기재가 되어있지 않은 핀 수의 대응 여부에 대해서는 문의해 부탁드립니다.



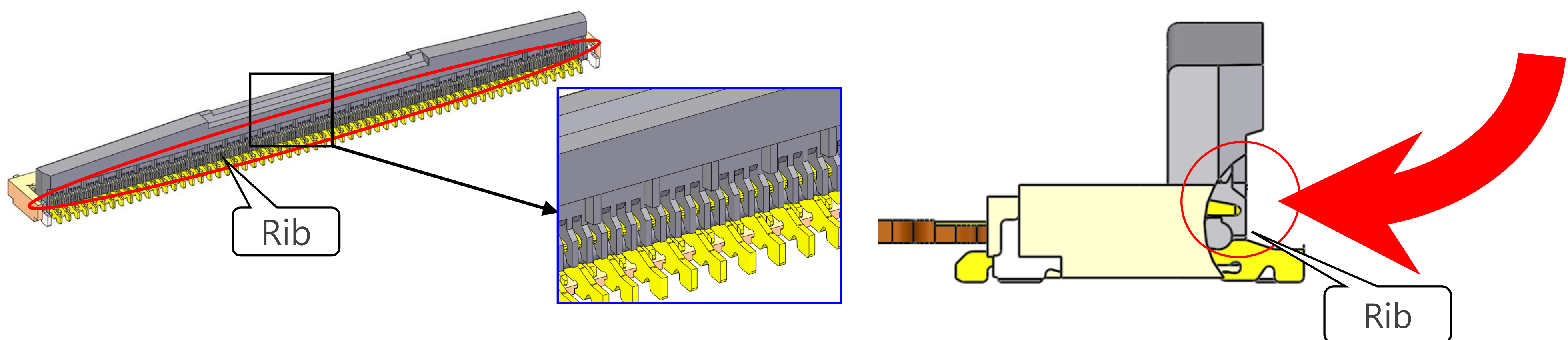
▶ 높이 0.9 mm, 최대 120 pin



▶ 액추에이터 빠짐 방지 구조



▶ Contact 변형을 방지하도록 설계

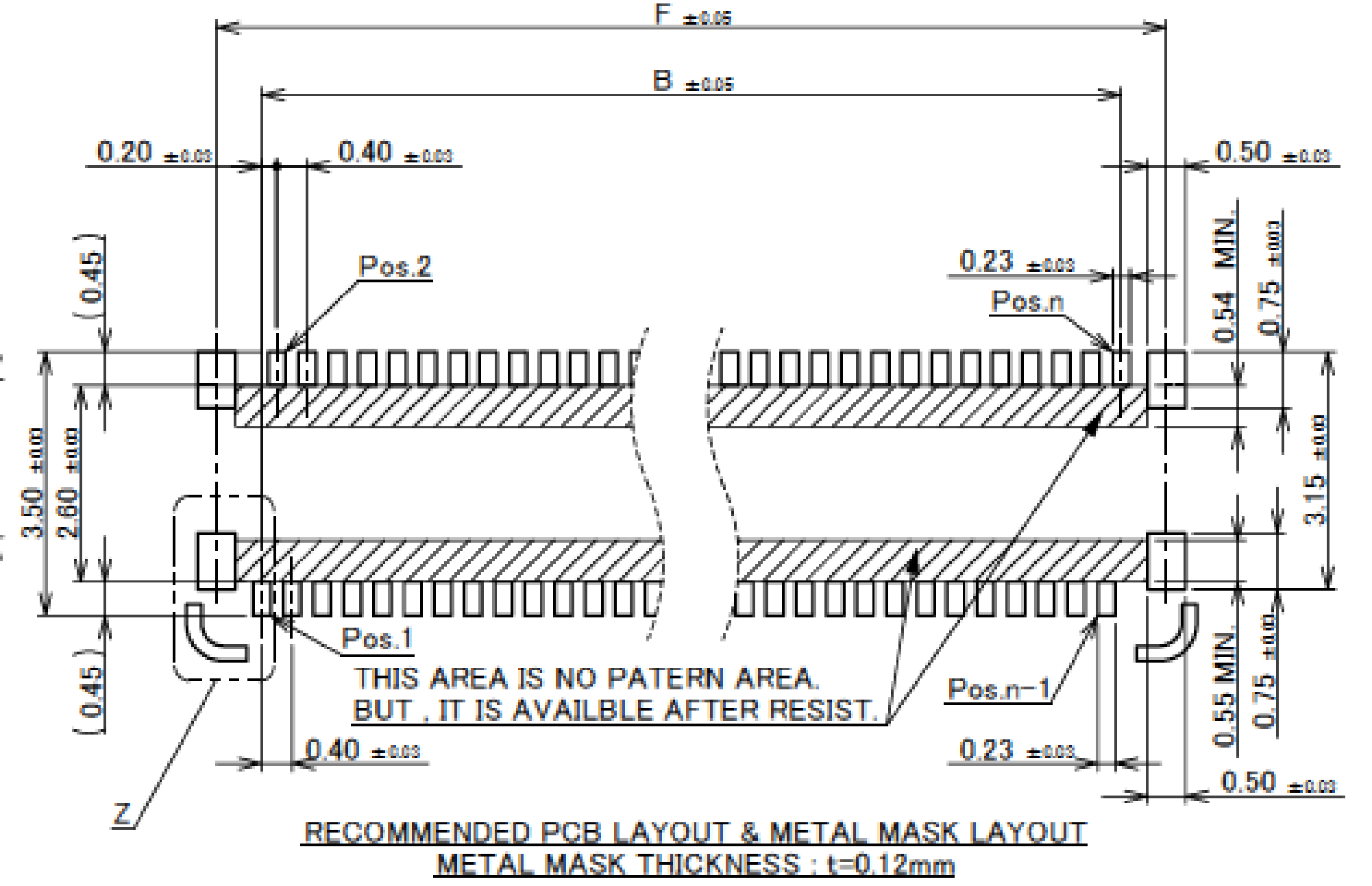
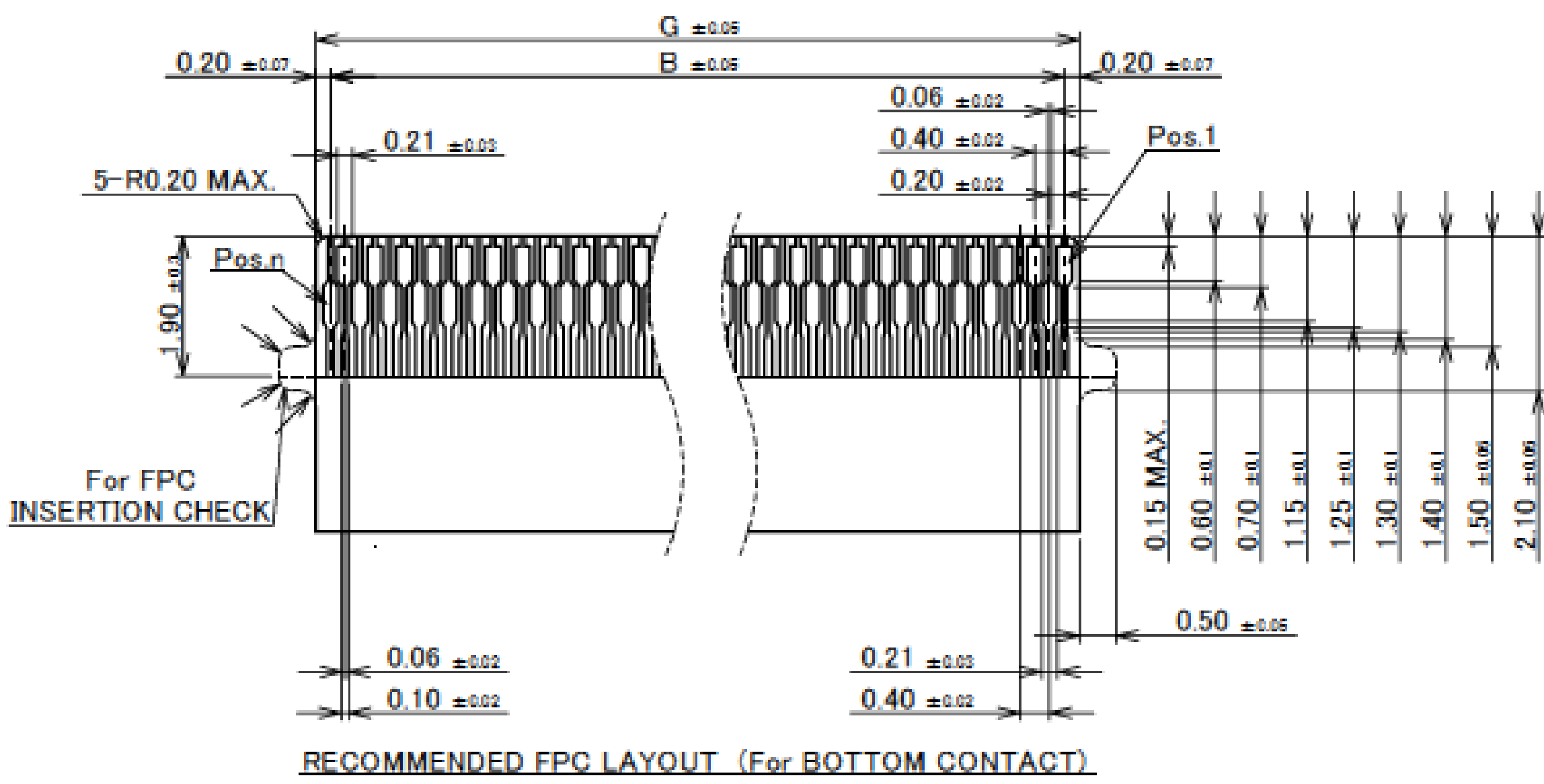
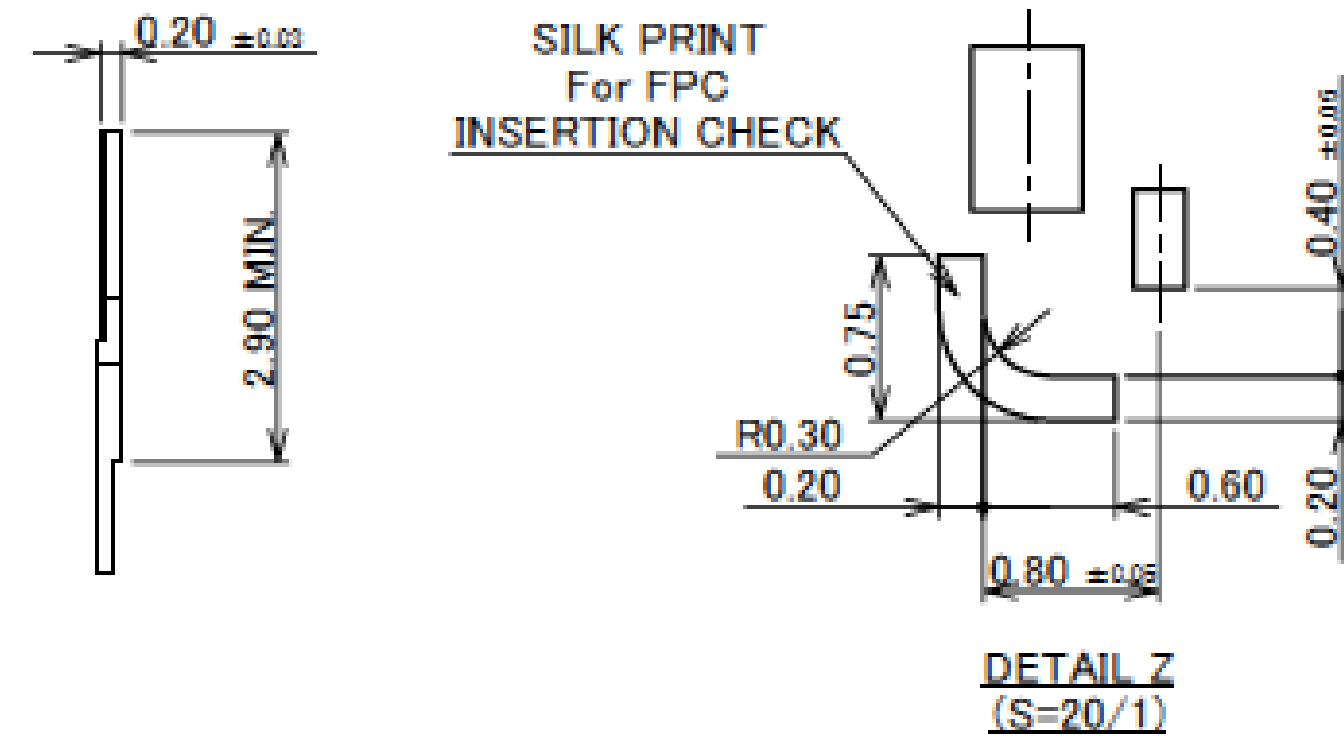
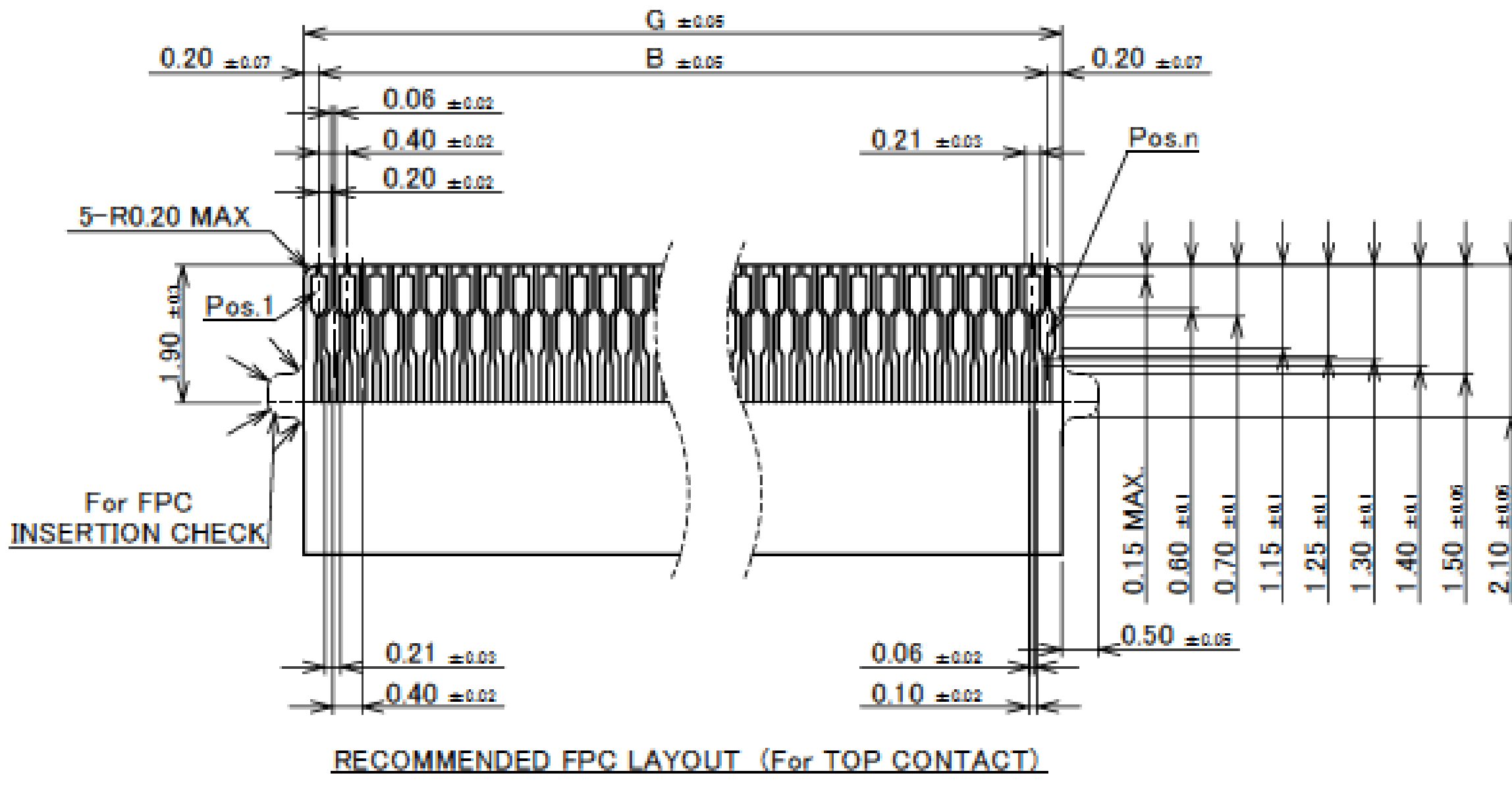


액추에이터를 열때 Contact가 위로 당겨지는 것을 Rib가 방지합니다

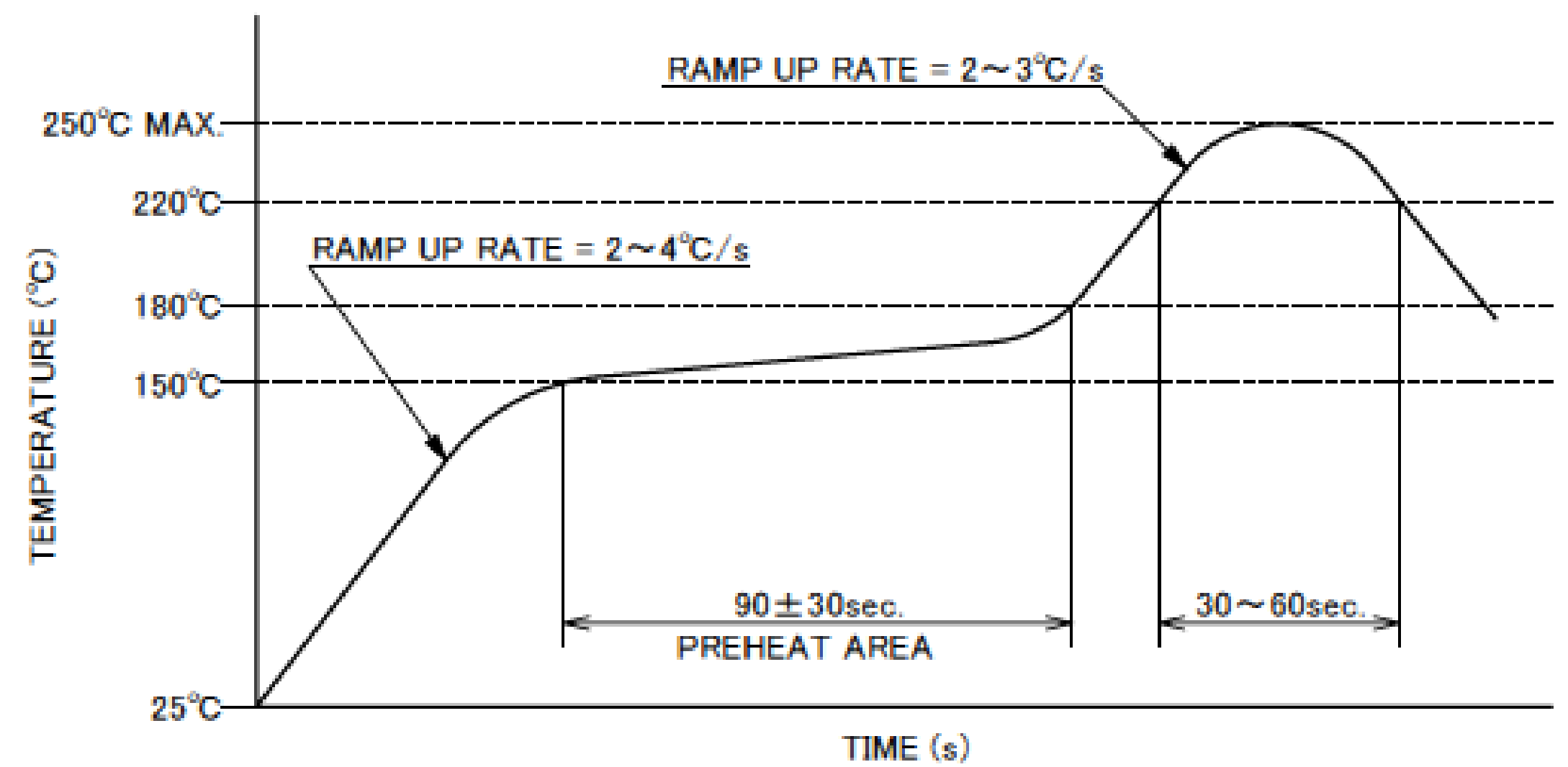
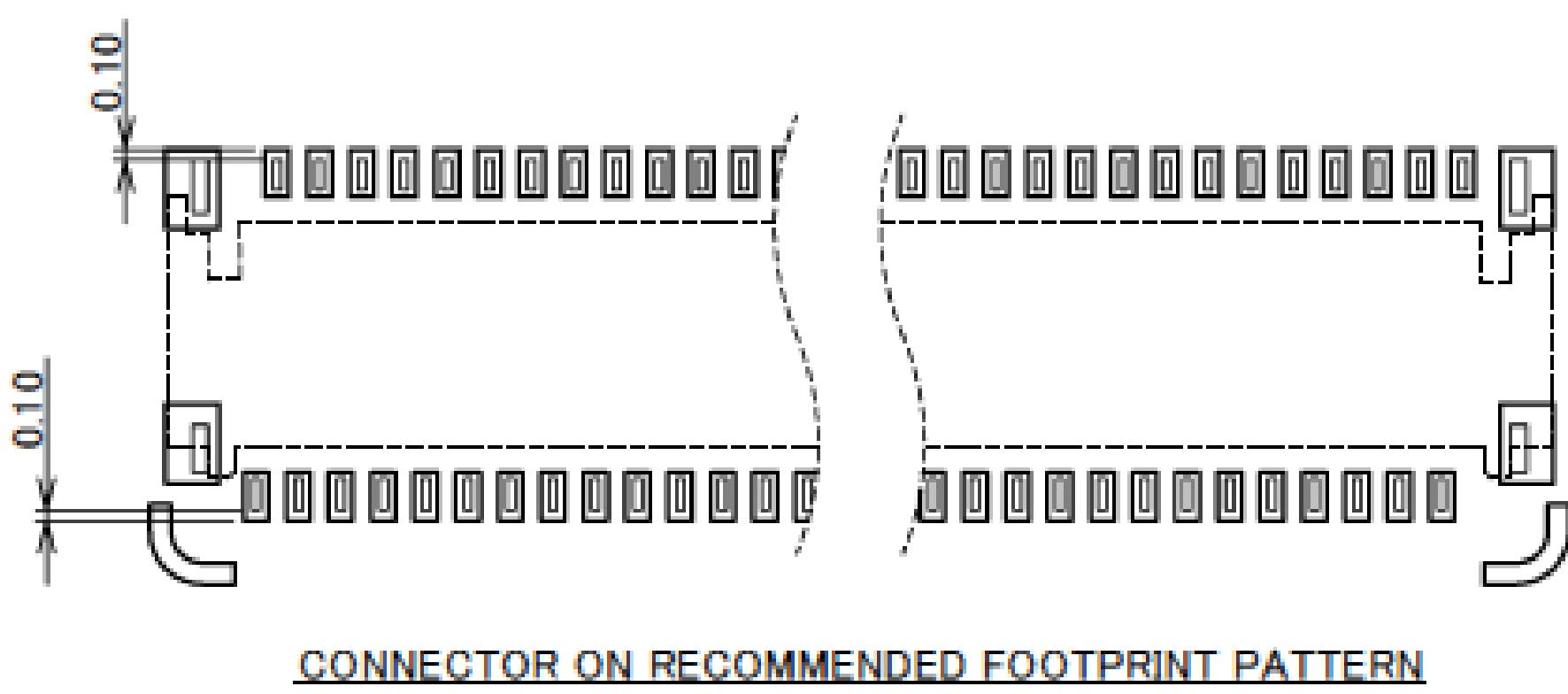
Connector Assembly

PART No.	Pos.	B	F	G
20617-080E-01	80	15.80	17.00	16.20
20617-100E-01	100	19.80	21.00	20.20
◆20617-110E-01	110	21.80	23.00	22.20
20617-120E-01	120	23.80	25.00	24.20

◆ MARK MEANS NOT AVAILABLE.



Rev.11



REFLOW TEMPERATURE PROFILE
SENJU METAL INDUSTRY CO., LTD. : M705-SHF(Sn96.5 Ag3.0 Cu0.5)

Rev.11

Connector Assembly

ITEMS	SPECIFICATION
RATING VOLTAGE	50V AC (PER CONTACT PIN)
RATING AMPERAGE	0.2A DC (PER CONTACT PIN)
OPERATING TEMPERATURE	233~358K(-40°C~+85°C)
OPERATING HUMIDITY	85% MAX.(NON-CONDENSING)
CONTACT RESISTANCE	INITIAL : 100mohm MAX. / AFTER TEST : \triangle 40mohm MAX.
INSULATION RESISTANCE	INITIAL : 100Mohm MIN. / AFTER TEST : 100Mohm MIN.
DIELECTRIC WITHSTANDING VOLTAGE	AC150V 1min
DURABILITY	20 CYCLES
ACTUATOR LOCKING FORCE (INITIAL / 20TH CYCLES)	INITIAL: 0.2N (20.4gf) \times n MAX. 20 CYCLES : 0.2N (20.4gf) \times n MAX.
ACTUATOR UNLOCKING FORCE (INITIAL / 20TH CYCLES)	INITIAL: 0.014N (1.4gf) \times n MIN. 20 CYCLES : 0.014N (1.4gf) \times n MIN.
FPC RETENTION FORCE (INITIAL / 20TH CYCLES)	INITIAL: 0.2N (20.4gf) \times n MIN. 20 CYCLES : 0.2N (20.4gf) \times n MIN.
COPLANARITY	0.10 MAX.
PRODUCT SPECIFICATION	PRS-2319
TEST REPORT	TR-16128
PACKING STANDARD	PST-16121
INSTRUCTION MANUAL	HIM-16031
APPEARANCE CRITERIA No.	QLS-A***

※ "n" IS THE NUMBER OF PIN


Rev.11


Custom Connectors Available

 RF Connector

MHF® series



 CABLINE® series
Micro-coaxial/Twinax/
Discrete Wire Connector




 Optical Module

LIGHTPASS® series



NOVASTACK® series

 Board-to-Board Connector



 Power Connector/
Terminal

AP series

ISH® series



MINIFLEX® series

EVAFLEX® series

 FPC FFC
Connector




Inquiry



MINIDOCK® series

 I/O
Connector



I-PEX, MHF, CABLINE, LIGHTPASS, NOVASTACK, ISH, IARPB, MINIFLEX, EVAFLEX, MINIDOCKS and ZenShield are registered trademarks of I-PEX Inc. Please note that the contents in the catalog might be changed without prior notification. I-PEX Inc. assumes no responsibility for any inaccuracies or obligation to update information on these documents. Please be sure to read and understand the latest "Precautions for Use" and "Instruction Manual" before you use our products. We shall not be responsible for any defects, damages or troubles in case you use our products without following the precautions for use. Please feel free to contact our sales representatives when you use our products for any applications that require very high reliability and safety, or that relate to human life (ex. nuclear power control, aerospace, transportation, medical equipment, safety equipment etc.).

Contact your sales representative or more detailed information.

www.i-pex.com



I-PEX

© I-PEX Inc. 2024
All rights reserved