

MHF[®] TI

車載テレマティクスアンテナ/カメラセンサー向け小型堅牢RFコネクタ

Product Specifications:

Mated Height (mm max.)	3.65	
Rece. SMT Size (mm)	9.4 x 5.18	
Applicable Frequency	DC~6 GHz	
Characteristic Impedance	50 ohm	
VSWR (L=100 mm)	DC~6 GHz	1.5 max.
	6~9 GHz	-
	9~12 GHz	-
	12~15 GHz	-

Applicable Cable Size:

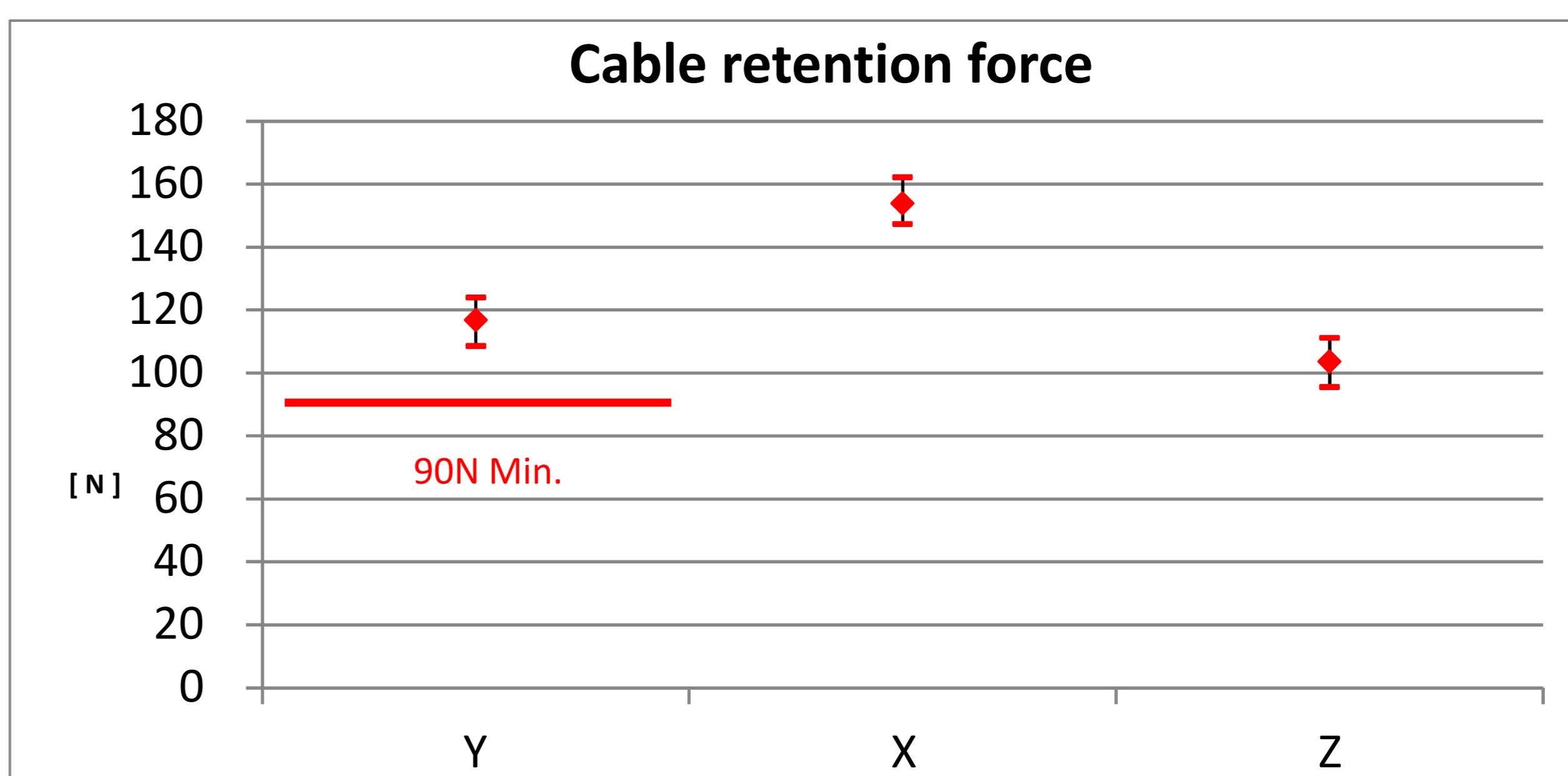
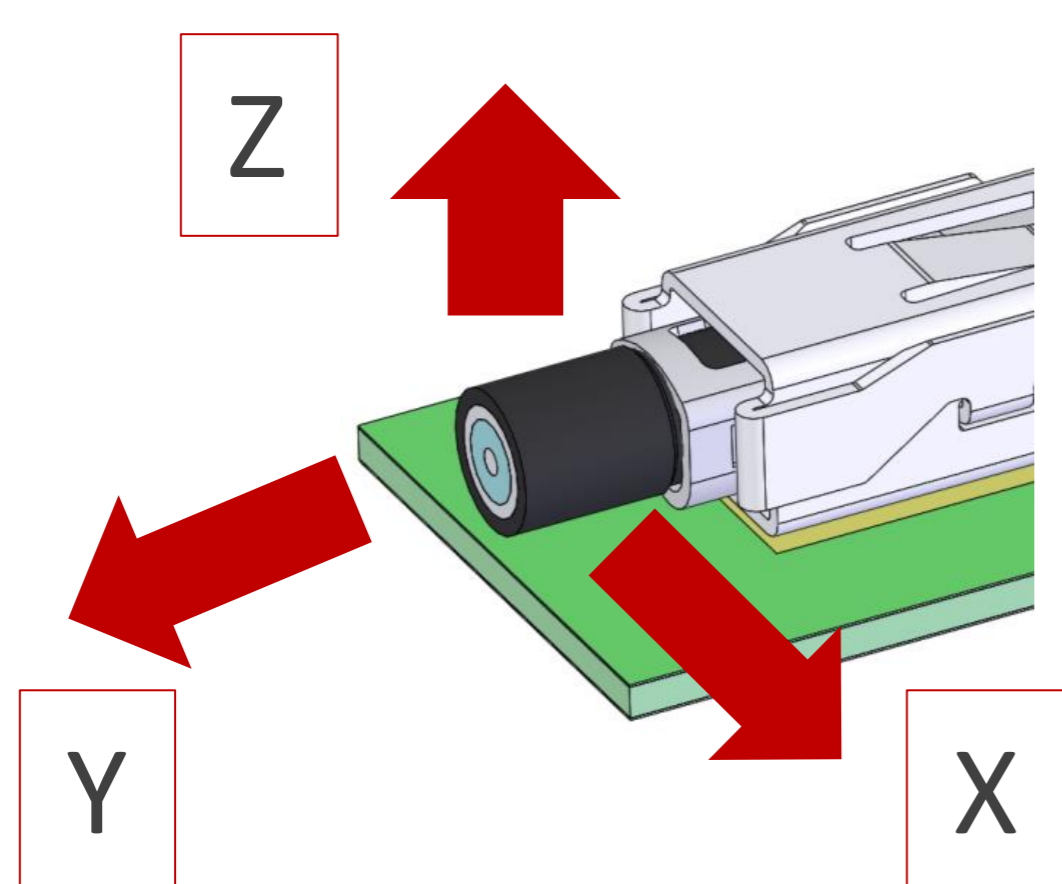
O.D. 2.8 mm / AWG 26
O.D. 3.0 mm / AWG 24

Applicable Standards (Reference Only):

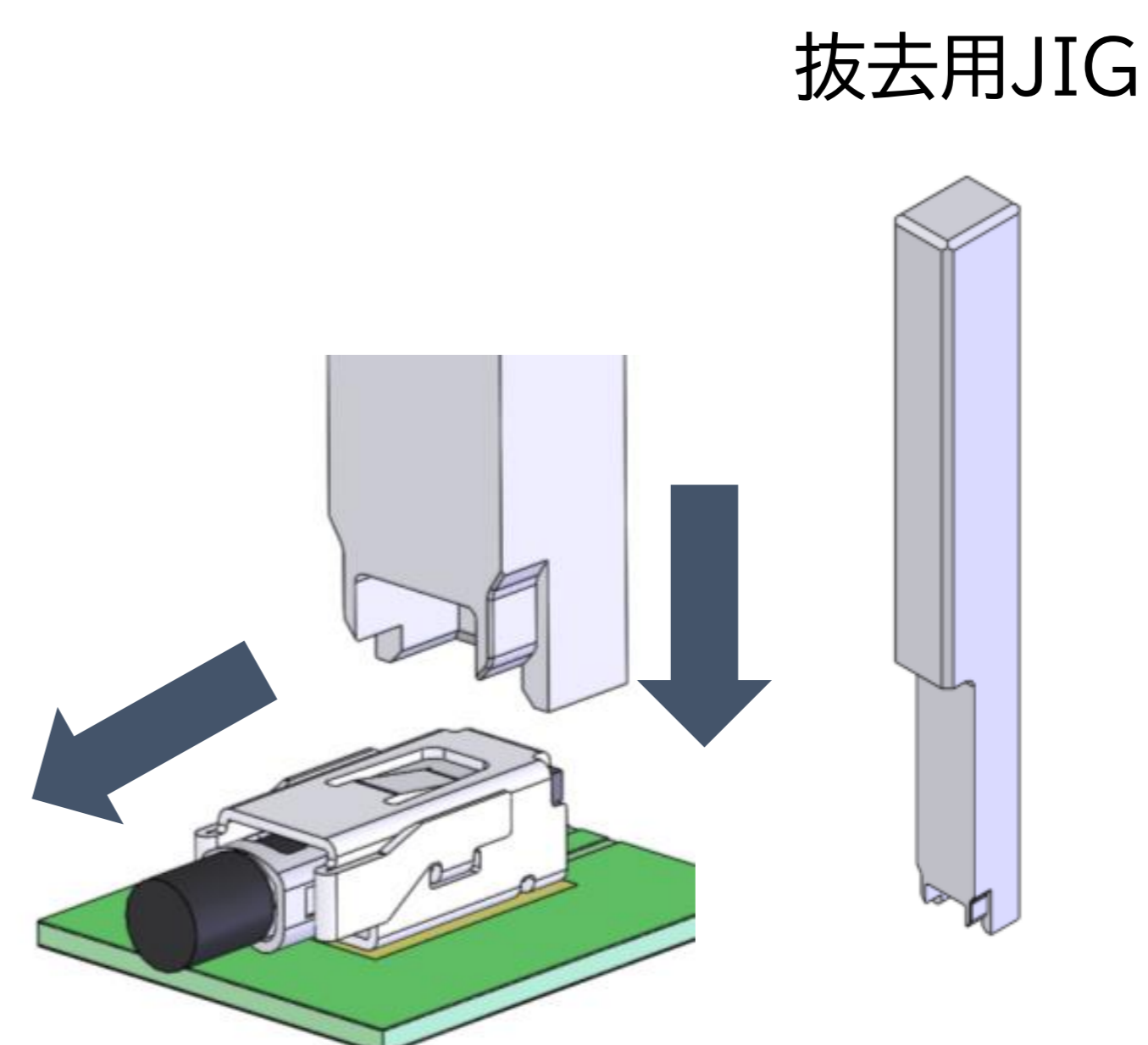
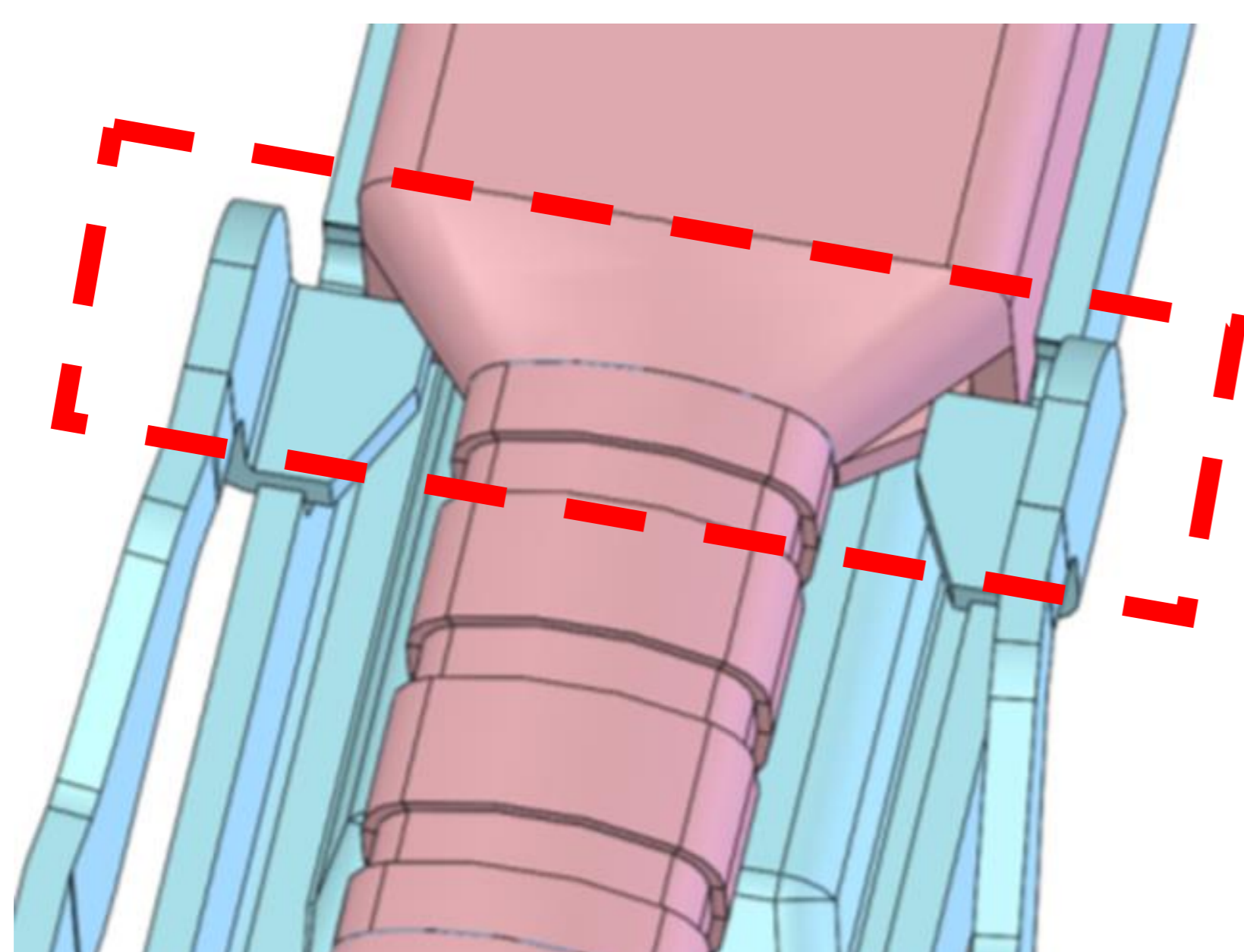
5G sub-6, Wi-Fi 6, LTE/LTE-Advanced, LPWA, Bluetooth, GPS, C-V2X, DSRC



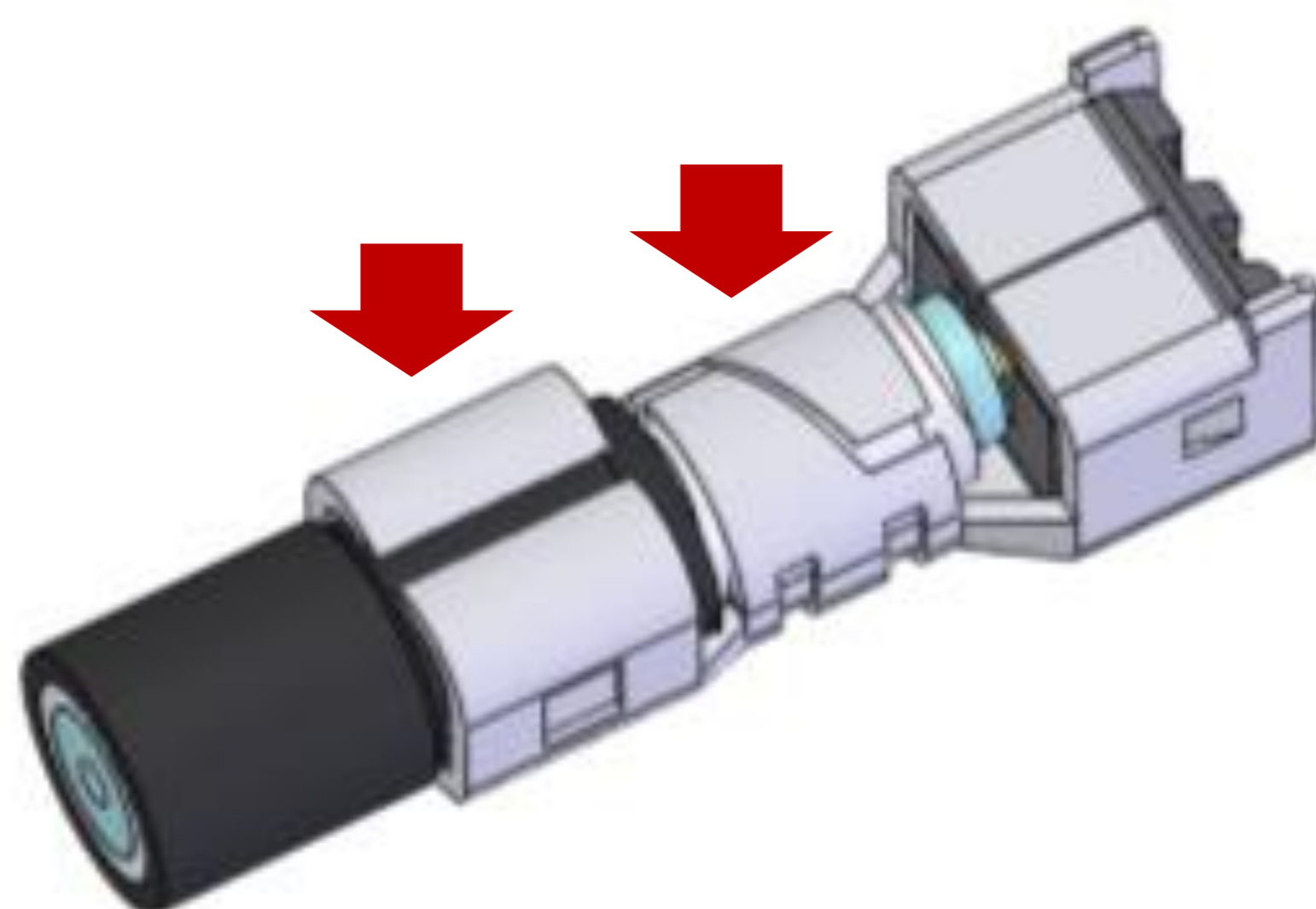
▶ 90N min.の高嵌合保持力



▶ クリック感ある強固なポジティブロックで確実に保持



▶ 外径2.4-3.0 mmワイヤー結線可能

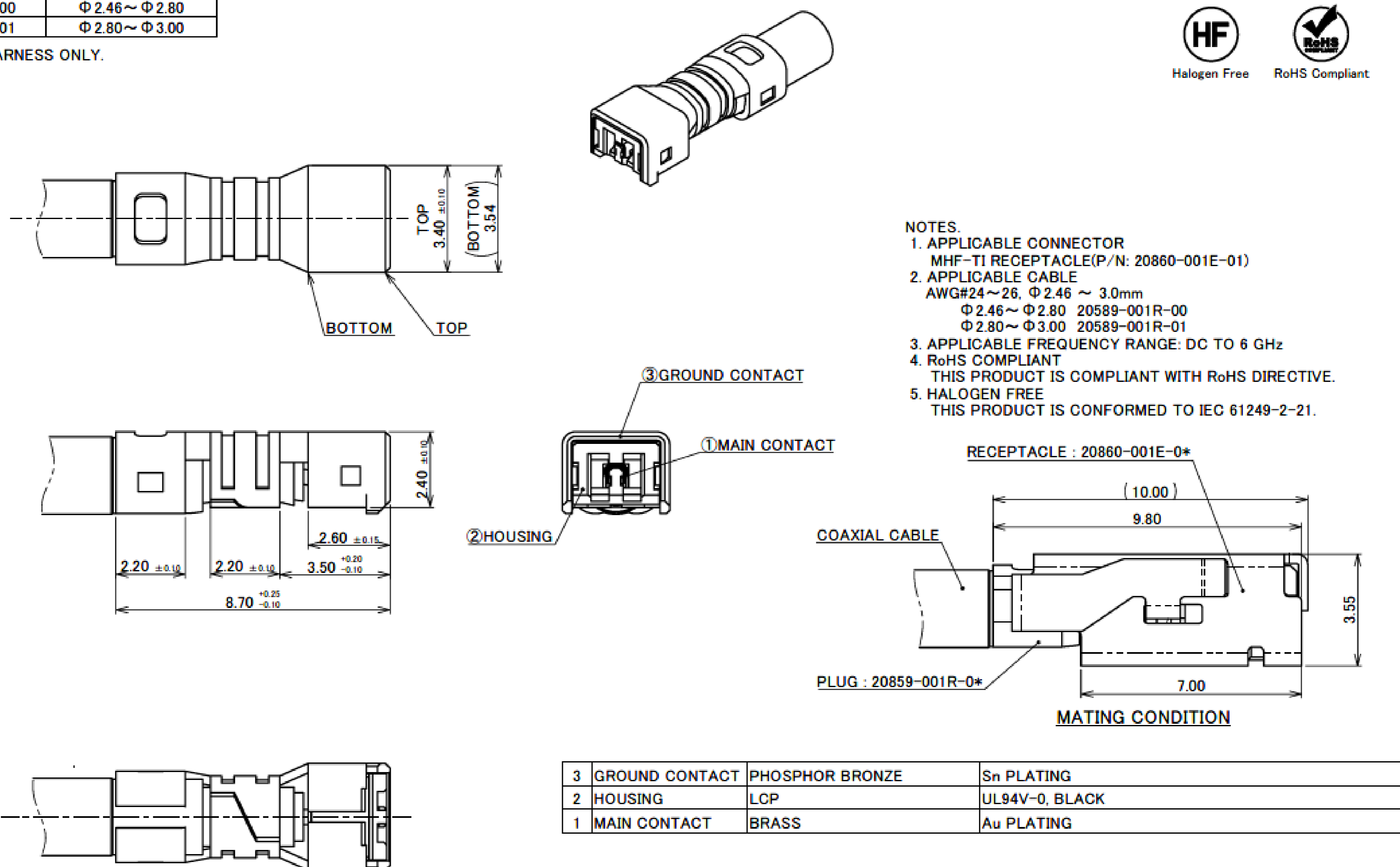
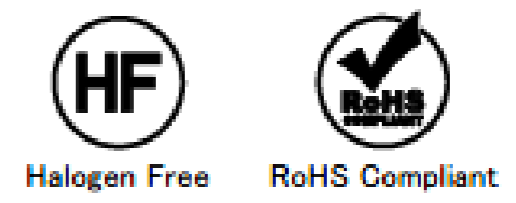


Component Parts Details

MHF[®]-TI Plug

Recommended P/N		20859-001R-0*
PART NO.	APPLICABLE CABLE	
20859-001R-00	Φ 2.46 ~ Φ 2.80	
20859-001R-01	Φ 2.80 ~ Φ 3.00	

OFFERED AS HARNESS ONLY.



- NOTES.
1. APPLICABLE CONNECTOR
MHF-TI RECEPTACLE(P/N: 20860-001E-01)
 2. APPLICABLE CABLE
AWG#24~26, Φ 2.46 ~ 3.0mm
Φ 2.46 ~ Φ 2.80 20589-001R-00
Φ 2.80 ~ Φ 3.00 20589-001R-01
 3. APPLICABLE FREQUENCY RANGE: DC TO 6 GHz
 4. RoHS COMPLIANT
THIS PRODUCT IS COMPLIANT WITH RoHS DIRECTIVE.
 5. HALOGEN FREE
THIS PRODUCT IS CONFORMED TO IEC 61249-2-21.

3	GROUND CONTACT	PHOSPHOR BRONZE	Sn PLATING
2	HOUSING	LCP	UL94V-0, BLACK
1	MAIN CONTACT	BRASS	Au PLATING

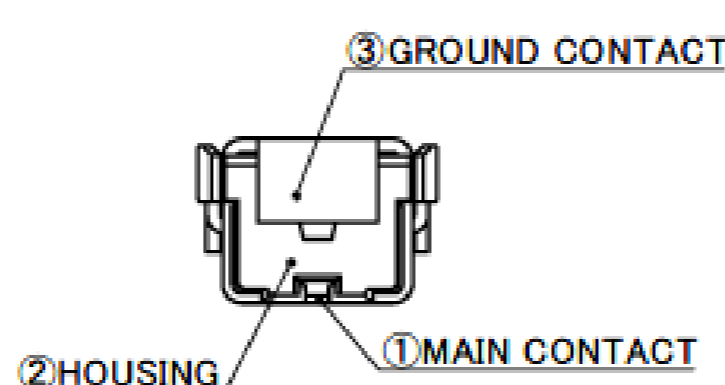
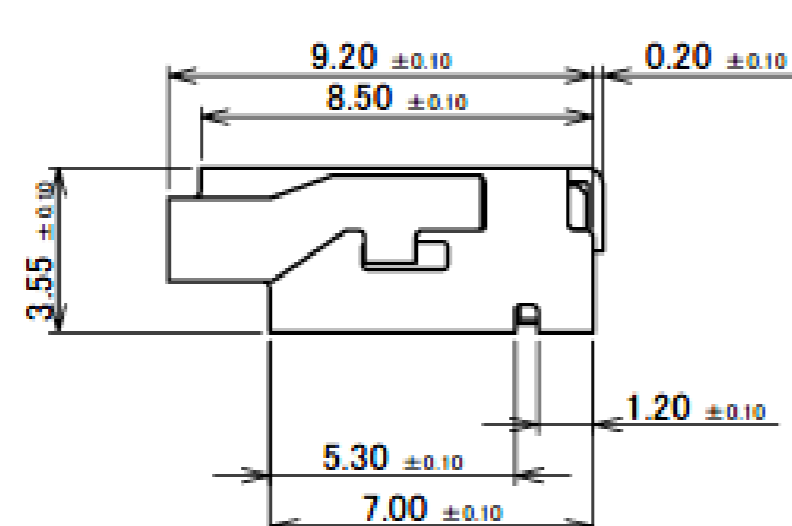
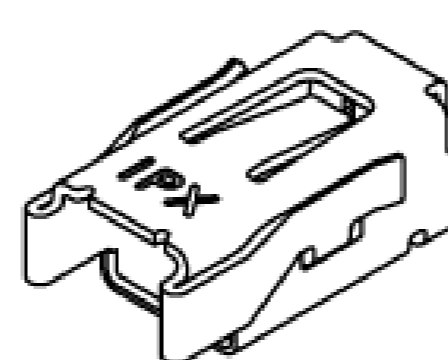
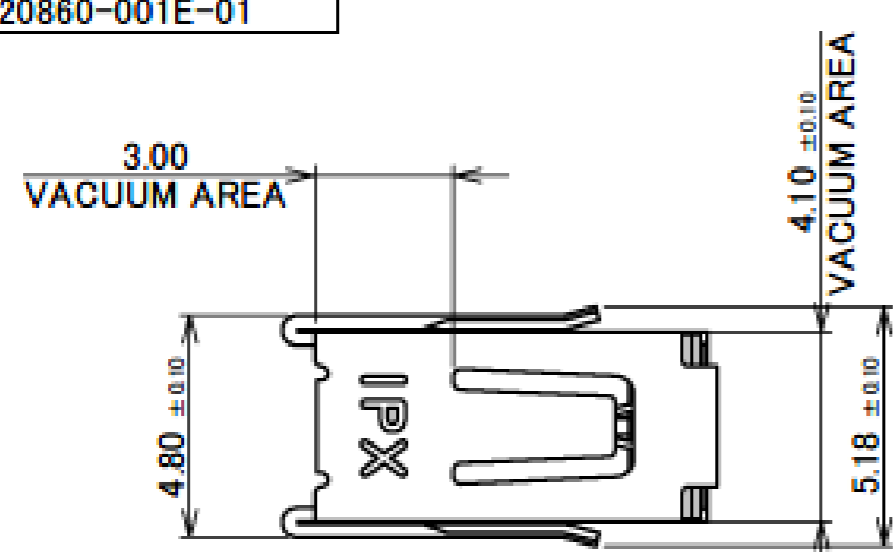
MHF®-TI Plug

ITEMS	SPECIFICATION
RECOMMENDED APPLICABLE CONNECTOR PART No.	20860-001E-0*
RATING AMPERAGE	100mA AC/DC
RATING FREQUENCY	DC~6 GHz
OPERATING TEMPERATURE	233~378K (-40°C~+105°C)
OPERATING HUMIDITY	85% MAX. (NON-CONDENSING)
VSWR	1.5 MAX. AT DC~6 GHz
MAIN CONTACT RESISTANCE	INITIAL: 20 mohm MAX. / AFTER TEST: 30 mohm MAX.
GROUND CONTACT RESISTANCE	INITIAL: 15 mohm MAX. / AFTER TEST: 25 mohm MAX.
INSULATION RESISTANCE	INITIAL: 500 Mohm MIN. / AFTER TEST: 100 Mohm MIN.
DIELECTRIC WITHSTANDING VOLTAGE	200 V AC, 1 MINUTE
DURABILITY	30 CYCLES
MATING FORCE	45N MAX.
MATING LOCK STRENGTH	110 N MIN
CRIMP STRENGTH	90 N MIN.
PRODUCT SPECIFICATION	PRS-2573
TEST REPORT	TR-20007
INSTRUCTION MANUAL	HIM-20001
APPEARANCE CRITERIA No.	QLS-A***

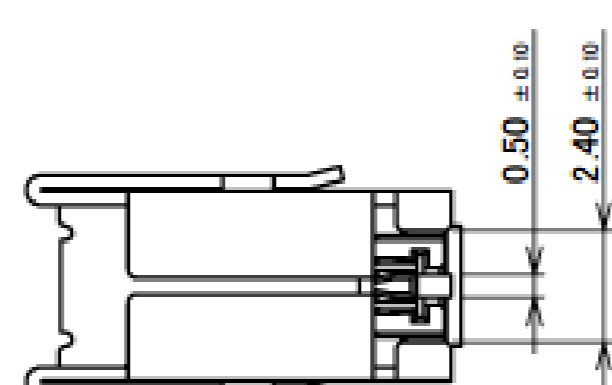
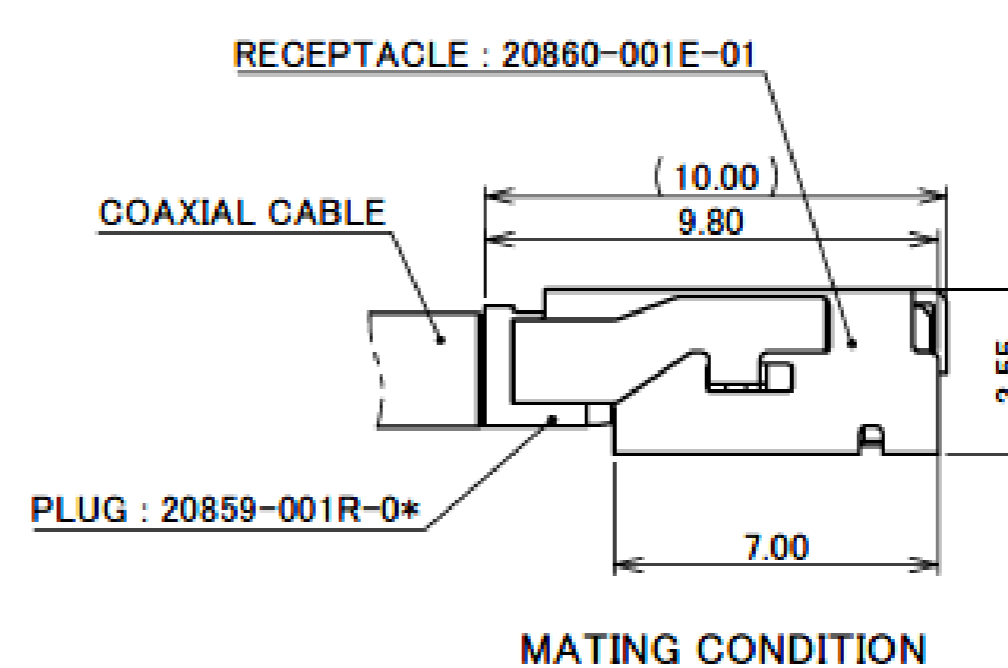
Rev.4

MHF®-TI Receptacle

Recommended P/N	20860-001E-01
PART NO.	20860-001E-01



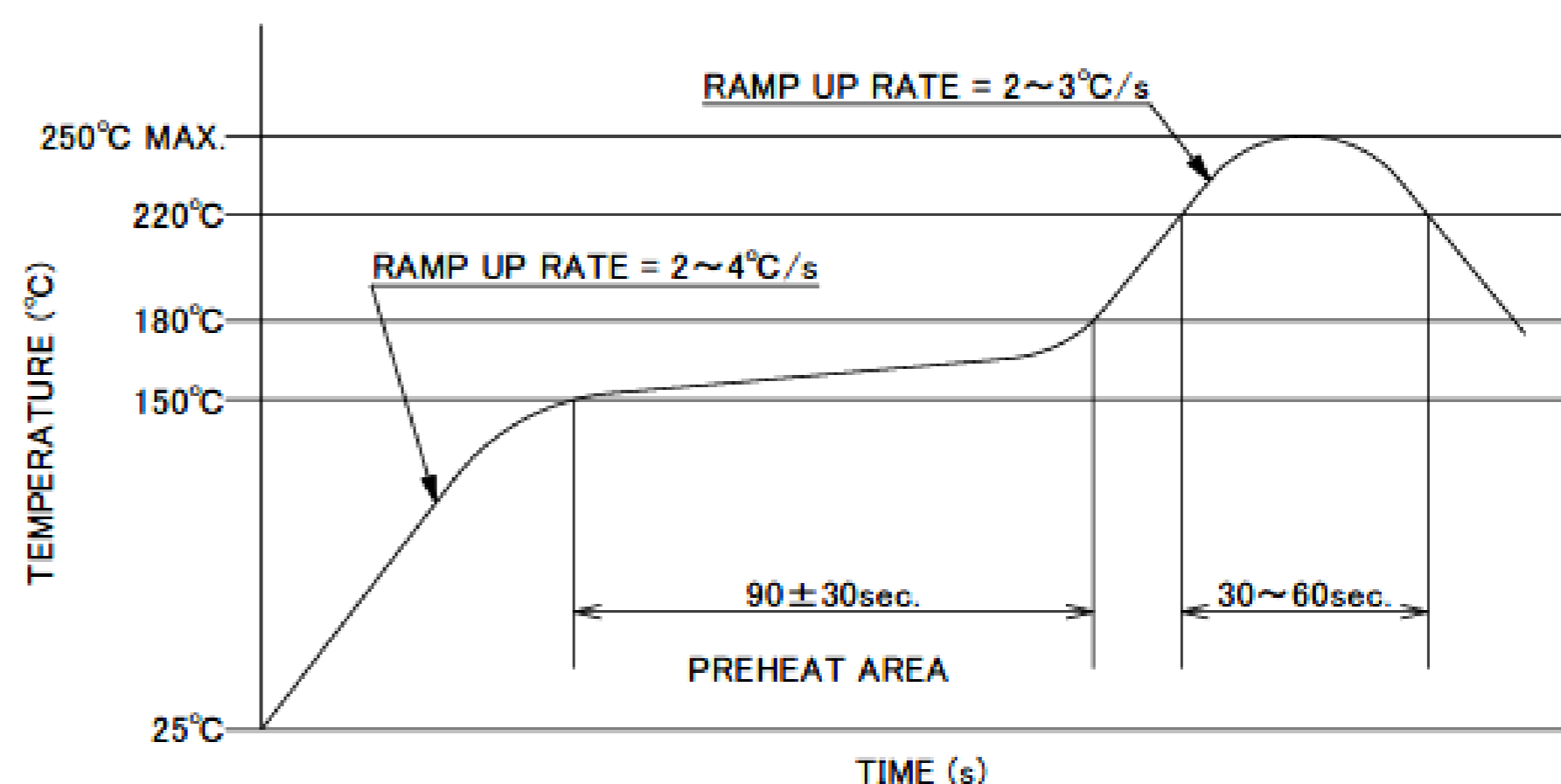
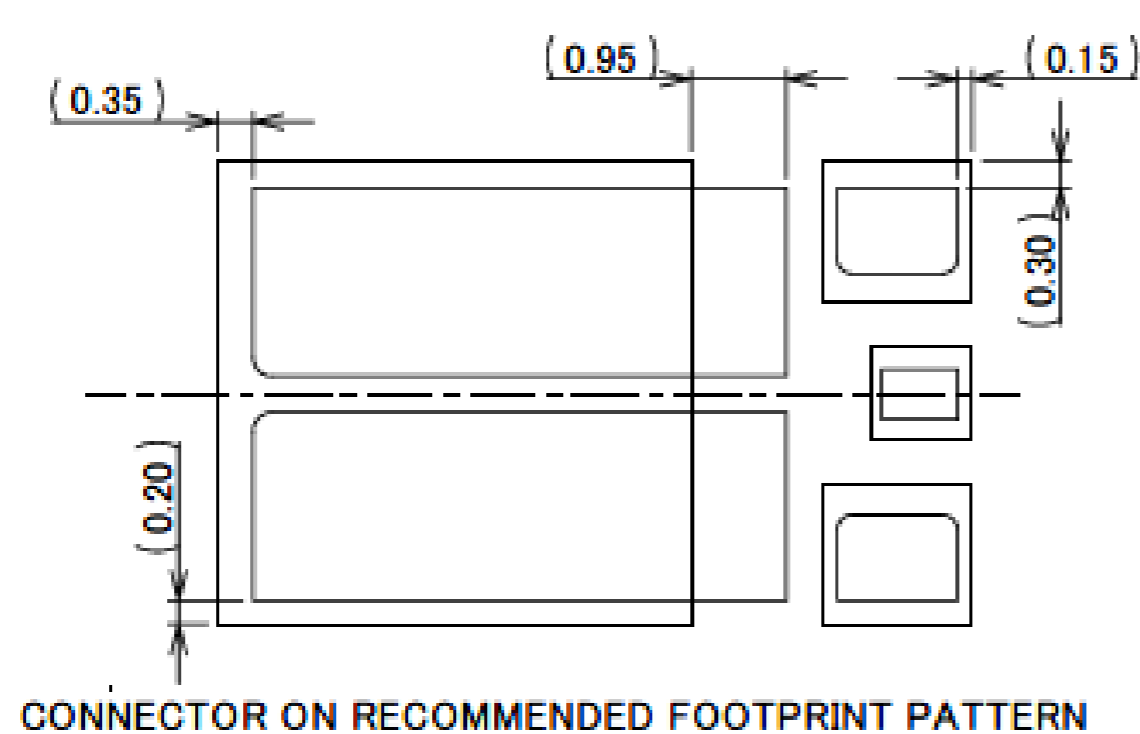
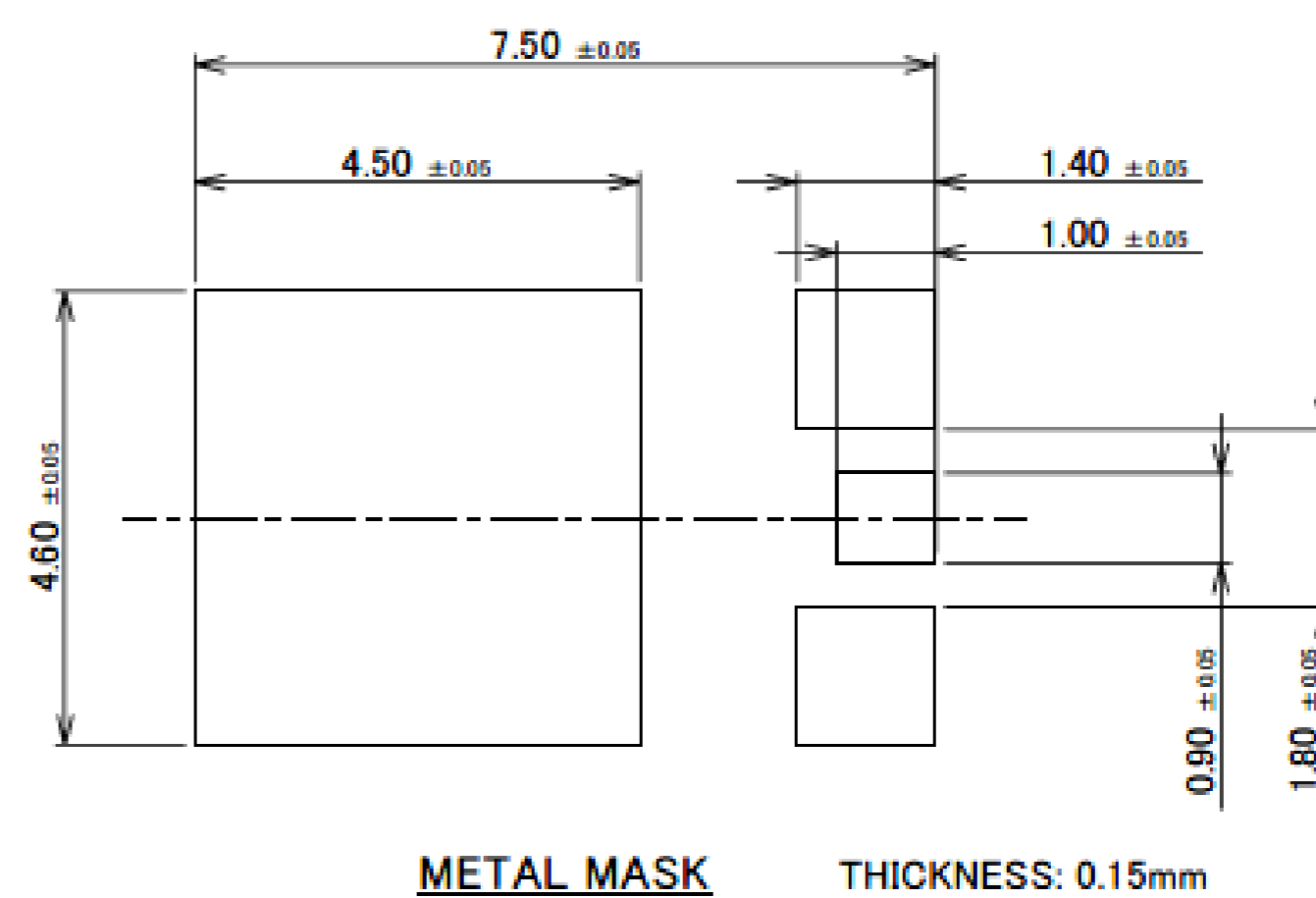
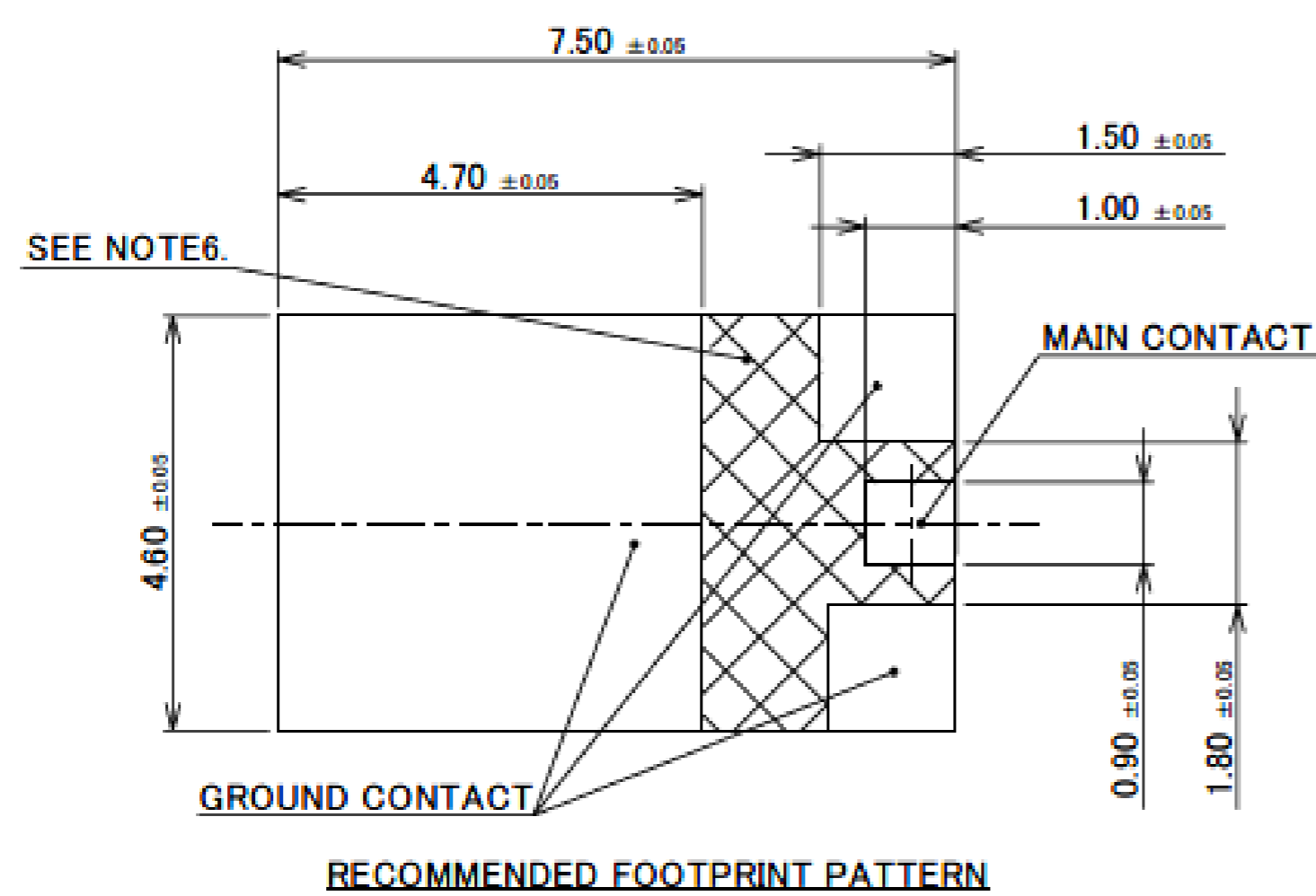
- NOTES.
1. APPLICABLE CONNECTOR
MHF-TI PLUG(P/N: 20859-001R-0*)
 2. APPLICABLE FREQUENCY RANGE: DC TO 6 GHz
 3. COPLANARITY : 0.1MAX.
 4. RoHS COMPLIANT
THIS PRODUCT IS COMPLIANT WITH RoHS DIRECTIVE.
 5. HALOGEN FREE
THIS PRODUCT IS CONFORMED TO IEC 61249-2-21.



3	GROUND CONTACT	PHOSPHOR BRONZE	Sn PLATING
2	HOUSING	LCP	UL94V-0, BLACK
1	MAIN CONTACT	CORSON ALLOY	Au PLATING

Rev.7

MHF®-TI Receptacle



REFLOW TEMPERATURE PROFILE
SENJU METAL INDUSTRY CO., LTD. : M705-SHF(Sn96.5 Ag3.0 Cu0.5)

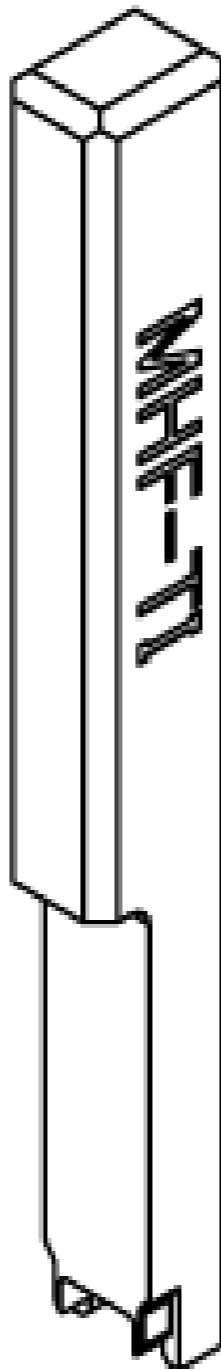
NOTES.
6. NO GROUND, SIGNAL, AND RESIST IN THIS AREA.

Rev.7

ITEMS	SPECIFICATION
APPLICABLE CONNECTOR PART No.	20859-001R-01
RATING AMPERAGE	100mA AC/DC
RATING FREQUENCY	DC~6 GHz
OPERATING TEMPERATURE	233~378K (-40°C~+105°C)
OPERATING HUMIDITY	85% MAX. (NON-CONDENSING)
VSWR	1.5 MAX. AT DC~6 GHz
MAIN CONTACT RESISTANCE	INITIAL: 20 mohm MAX. / AFTER TEST: 30 mohm MAX.
GROUND CONTACT RESISTANCE	INITIAL: 15 mohm MAX. / AFTER TEST: 25 mohm MAX.
INSULATION RESISTANCE	INITIAL : 500 Mohm MIN. / AFTER TEST : 100 Mohm MIN.
DIELECTRIC WITHSTANDING VOLTAGE	200 V AC, 1 MINUTE
DURABILITY	30 CYCLES
MATING FORCE	45 N MAX.
MATING LOCK STRENGTH	110 N MIN
CRIMP STRENGTH	90 N MIN.
PRODUCT SPECIFICATION	PRS-2573
TEST REPORT	TR-20007
PACKING STANDARD	PST-18032
INSTRUCTION MANUAL	HIM-20001
APPEARANCE CRITERIA No.	QLS-A***

Rev.7

Accessories for MHF®-TI Plug & Receptacle



MHF-TI UN-MATING JIG
PART NO. 91097-0001

Rev.7


Custom Products Available

RF Connector

MHF® series



Micro-coaxial/Twinax/ Discrete Wire Connector



CABLINE® series




Optical Module

LIGHTPASS® series



NOVASTACK® series



Board-to-Board Connector



Power Connector/ Terminal

AP series

ISH® series



MINIFLEX® series

EVAFLEX® series




FPC FFC Connector



Inquiry



MINIDOCK® series



I/O Connector

I-PEX, MHF, CABLINE, LIGHTPASS, NOVASTACK, ISH, IARPB, MINIFLEX, EVAFLEX, MINIDOCKS and ZenShield are registered trademarks of I-PEX Inc. Please note that the contents in the catalog might be changed without prior notification. I-PEX Inc. assumes no responsibility for any inaccuracies or obligation to update information on these documents. Please be sure to read and understand the latest "Precautions for Use" and "Instruction Manual" before you use our products. We shall not be responsible for any defects, damages or troubles in case you use our products without following the precautions for use. Please feel free to contact our sales representatives when you use our products for any applications that require very high reliability and safety, or that relate to human life (ex. nuclear power control, aerospace, transportation, medical equipment, safety equipment etc.).

Contact your sales representative or more detailed information.

www.i-pex.com



I-PEX

© I-PEX Inc. 2024
All rights reserved