

# MHF<sup>®</sup>-SW23

RF switch connector with a 2.3 x 2.3 mm footprint, supports to 11 GHz

**Product Specifications:**

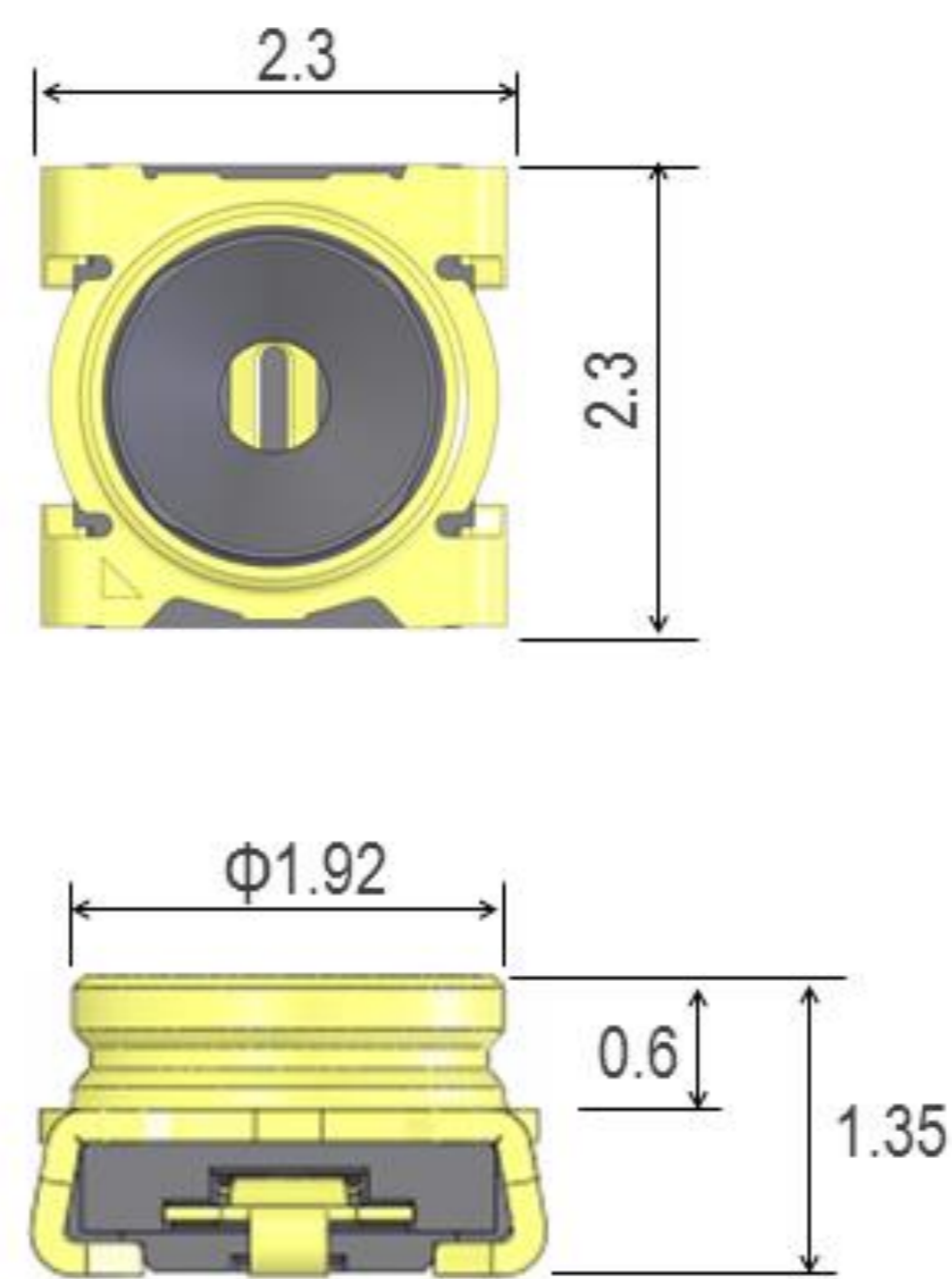
Mated Height (mm max.)	1.35	
Rece. SMT Size (mm)	2.3 x 2.3	
Applicable Frequency	DC ~ 11 GHz	
Characteristic Impedance	50 ohm	
VSWR (L=100 mm)	3 GHz~6 GHz	1.3 max.
	6 GHz~11 GHz	1.5 max.

**Applicable Standards (Reference Only):**

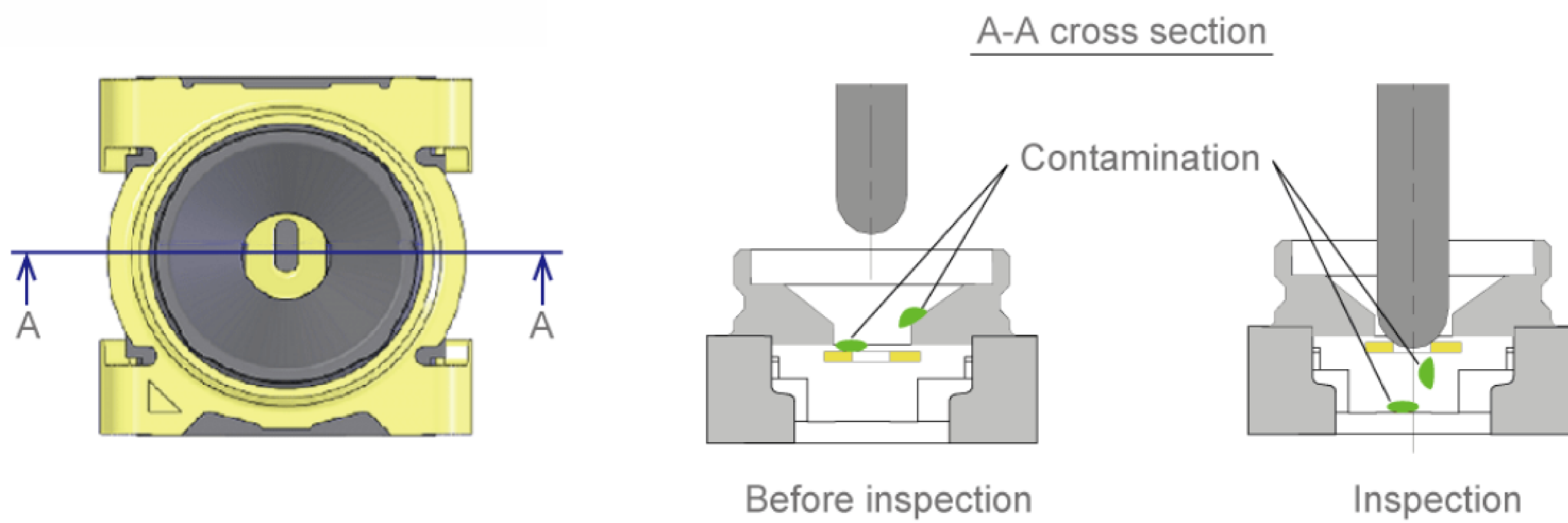
5G sub-6, Wi-Fi 6, LTE/LTE-Advanced, LPWA, Bluetooth, GPS



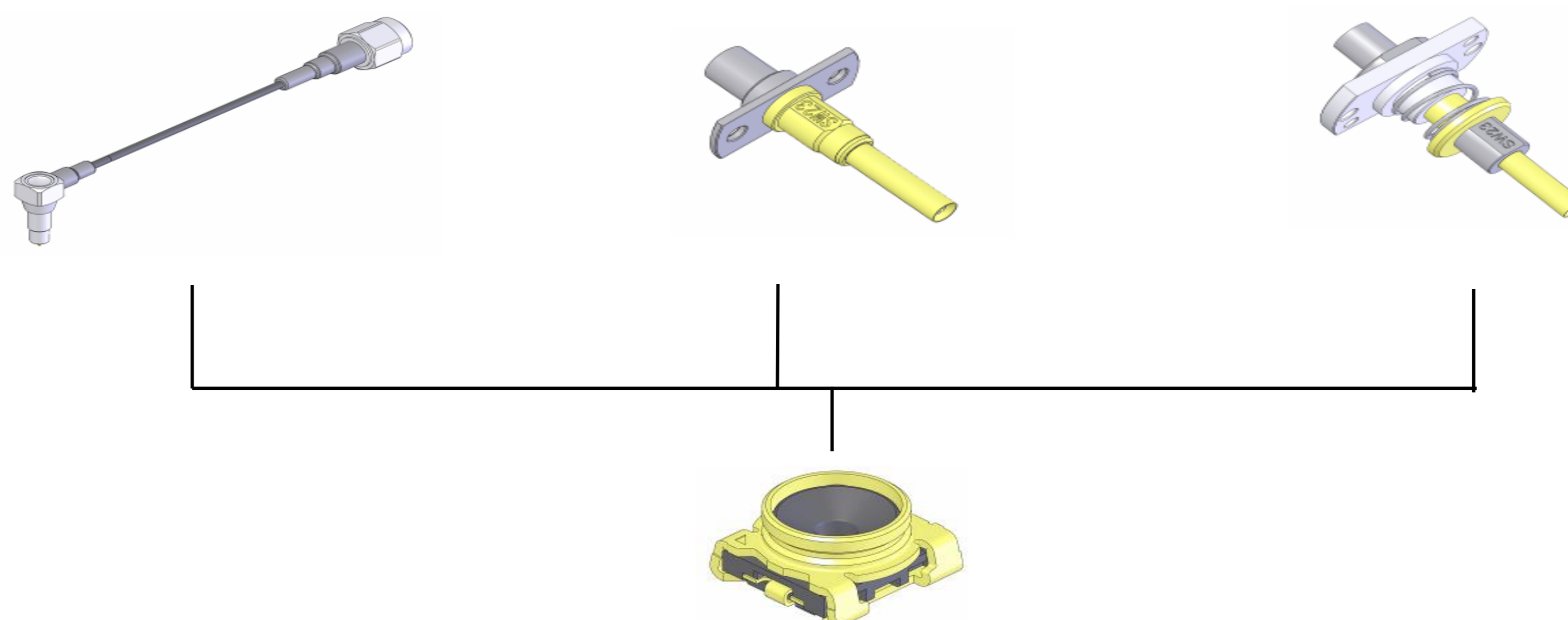
▶ **2.3 x 2.3 mm excellent inspection connector for RF modules with on-board antennas**



▶ **Contaminant-resistant design prevents disruption**



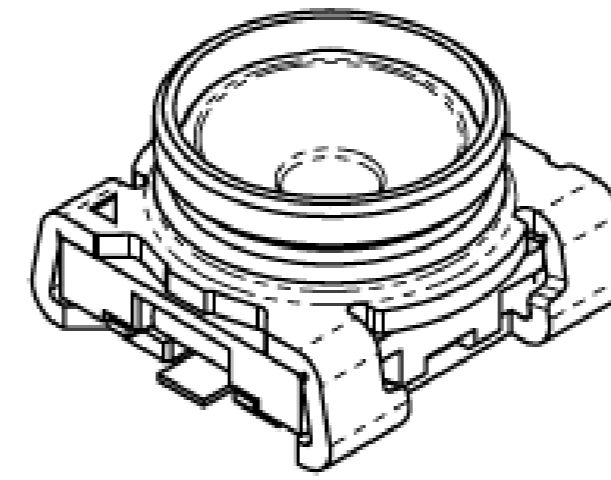
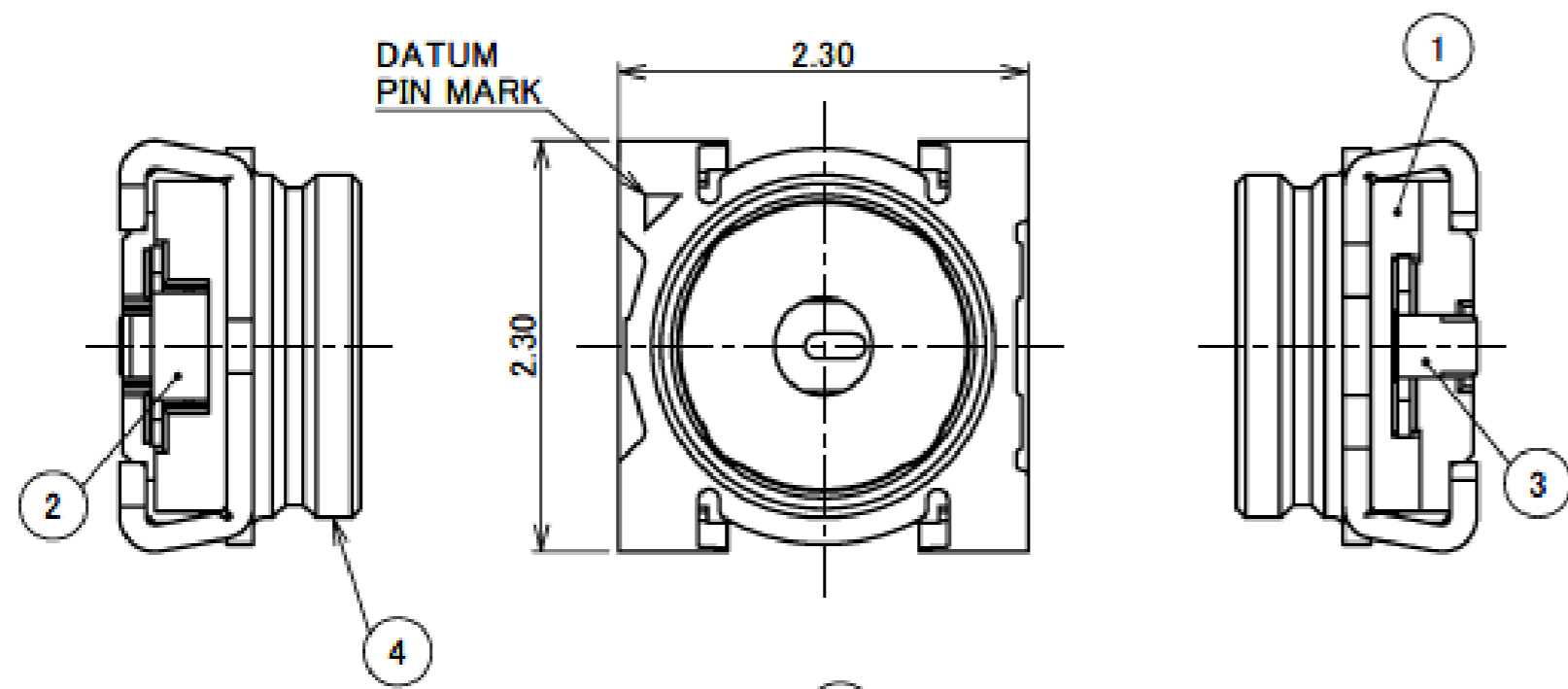
▶ **Variety of inspection probes available**



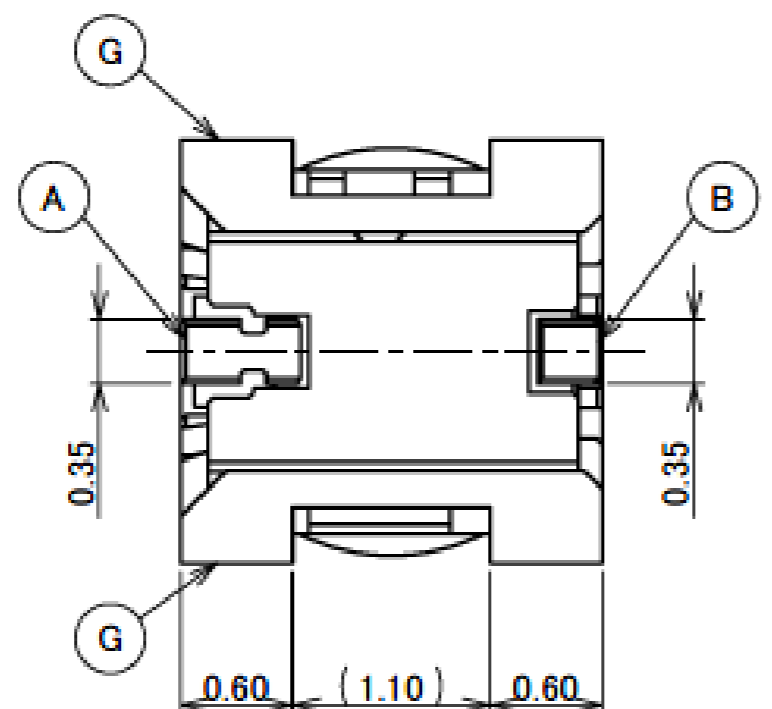
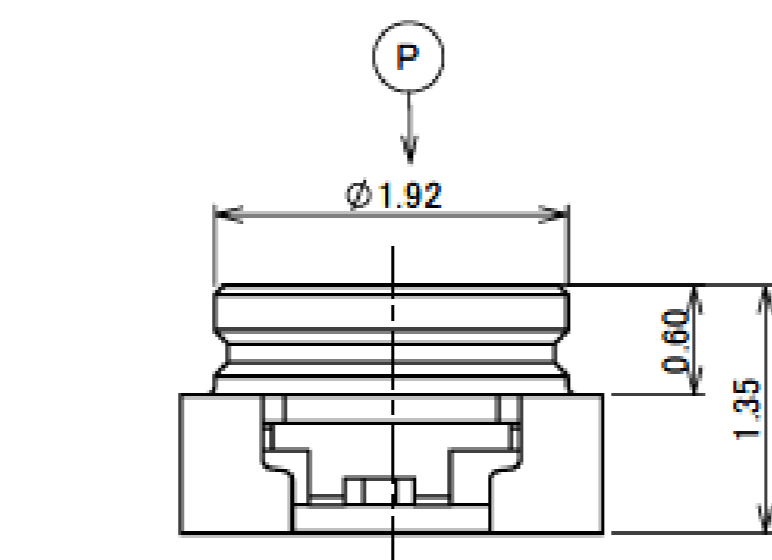
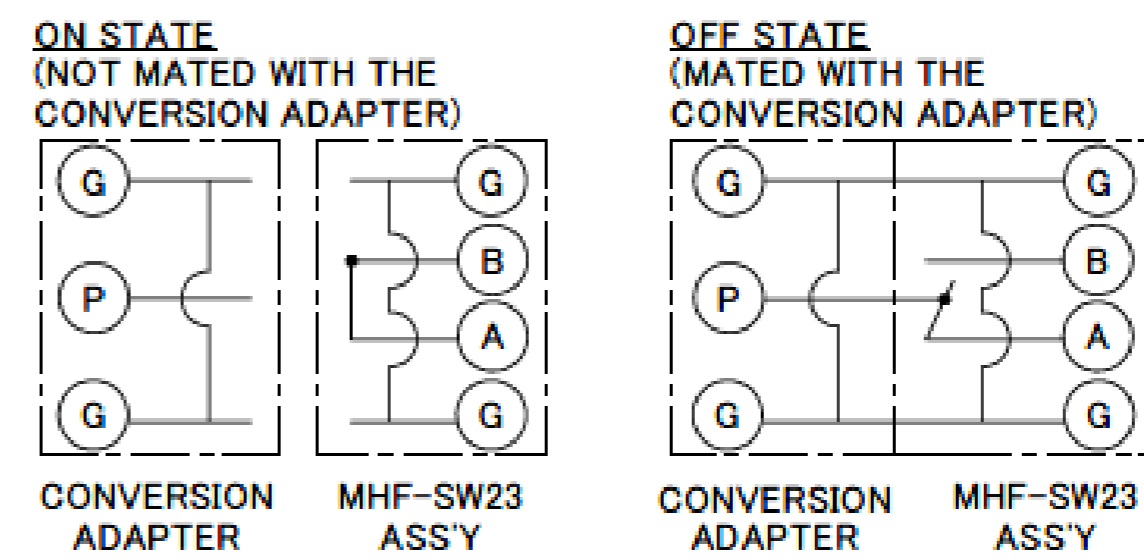
# Component Parts Details

## MHF<sup>®</sup>-SW23

Recommended P/N		20549-001E
PART NO.	PACKING QUANTITY	
20549-001E	10,000/REEL	
20549-001E-01	2,500/REEL	



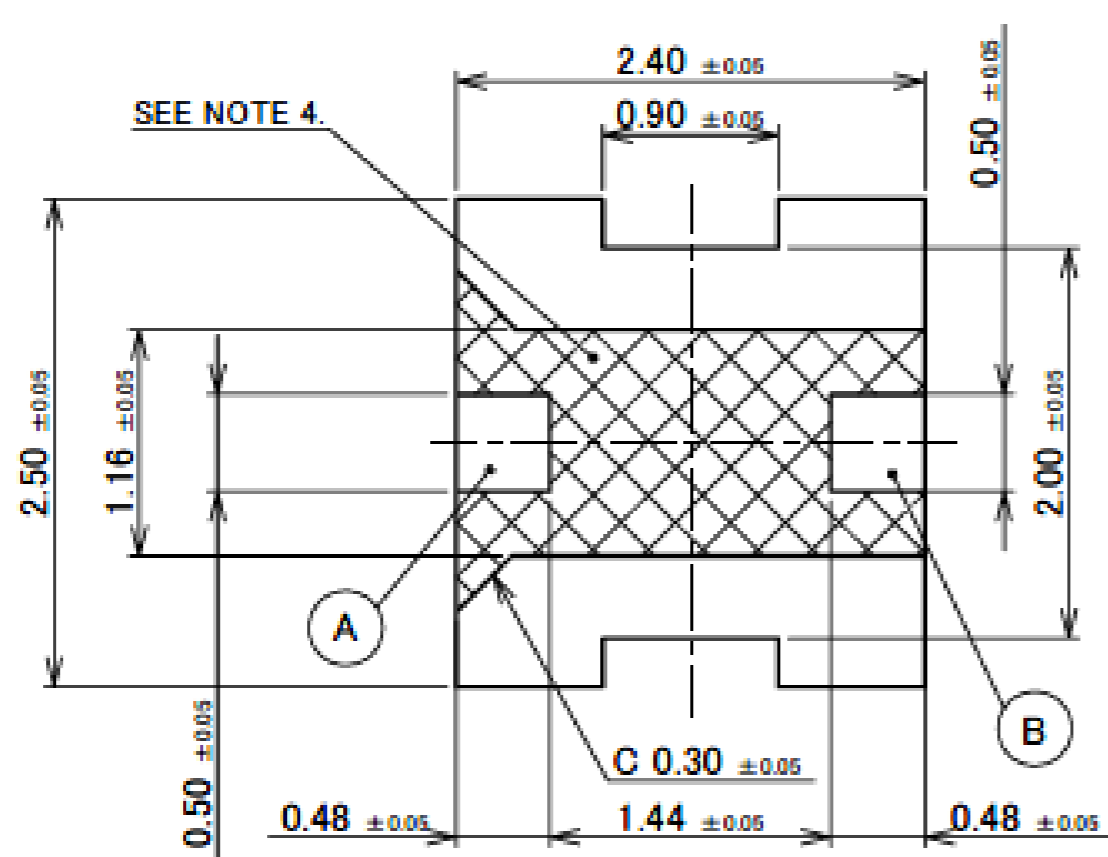
NOTES:  
 1. COPLANARITY : 0.1MAX.  
 2. RoHS COMPLIANT.  
 3. CIRCUIT OF SWITCH



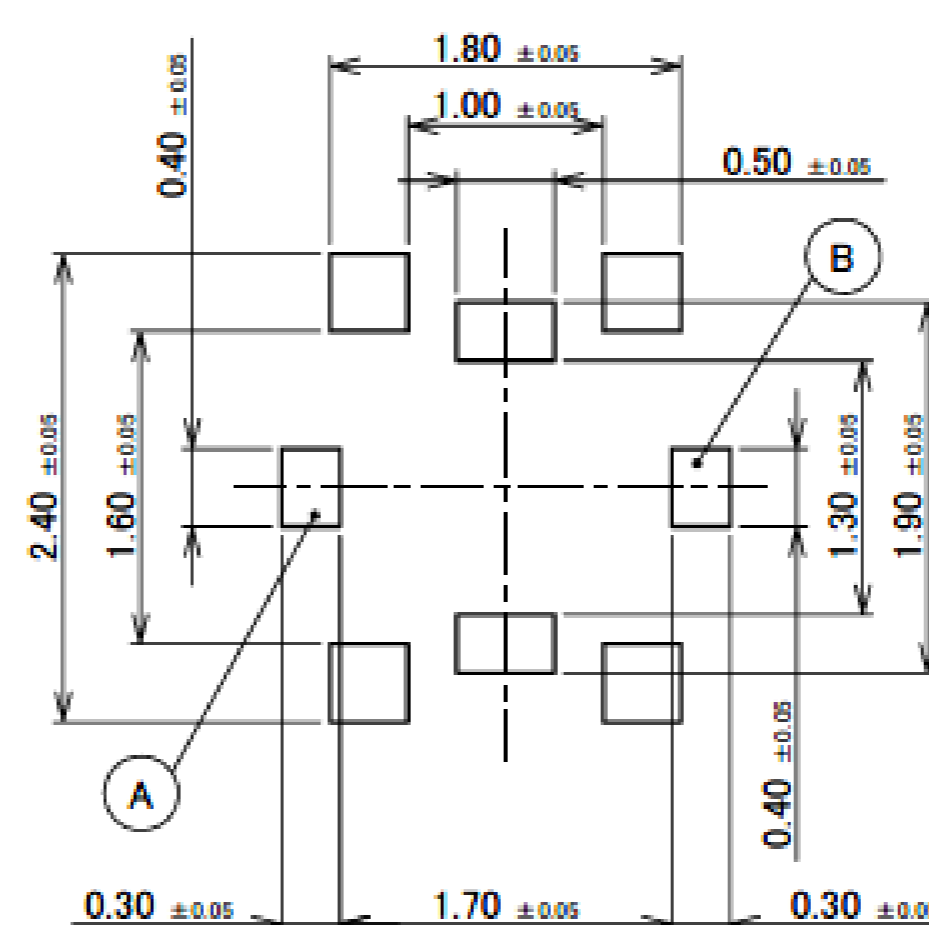
NO.	DESCRIPTION	MATERIAL	FINISH , REMARKS
4	GROUND CONTACT	PHOSPHOR BRONZE	ALL OVER Ni 1.00 μm MIN. CONTACT PART Au 0.02 μm MIN. SOLDERING PART Au 0.02 μm MIN.
3	CONTACT B	PHOSPHOR BRONZE	ALL OVER Ni 1.00 μm MIN. CONTACT PART Au 0.2 μm MIN. SOLDERING PART Au 0.02 μm MIN.
2	CONTACT A	CORSON ALLOY	ALL OVER Ni 1.00 μm MIN. CONTACT PART Au 0.2 μm MIN. SOLDERING PART Au 0.02 μm MIN.
1	HOUSING	LCP	UL94V-0, BLACK

ITEMS	SPECIFICATION	
CONNECTOR PART NO.	20549-001E	20549-001E-01
RATING POWER	2 W	
RATING FREQUENCY	DC ~ 11.0 GHz	
OPERATING TEMPERATURE	233 ~ 358 K (-40°C~+85°C)	
OPERATING HUMIDITY	90% MAX. (NON-CONDENSING)	
VSWR	1.2 MAX. AT DC ~2.5 GHz, 1.3 MAX. AT 2.5 GHz ~ 6.0 GHz, 1.5 MAX. AT 6.0 GHz ~ 11.0 GHz	
MAIN CONTACT RESISTANCE	100 mohm MAX	
GROUND CONTACT RESISTANCE	100 mohm MAX	
INSULATION RESISTANCE	INITIAL: 1000 Mohm MIN. / AFTER TEST: 10 Mohm MIN.	
DIELECTRIC WITHSTANDING VOLTAGE	100 V AC, 1 MINUTE	
DURABILITY	100 CYCLES	
PRODUCT SPECIFICATION	PRS-1672	
TEST REPORT	TR-12041	
PACKING STANDARD	300-991	PST-12025
INSTRUCTION MANUAL	HIM-13004	
APPEARANCE CRITERIA No.	QLS-A***	

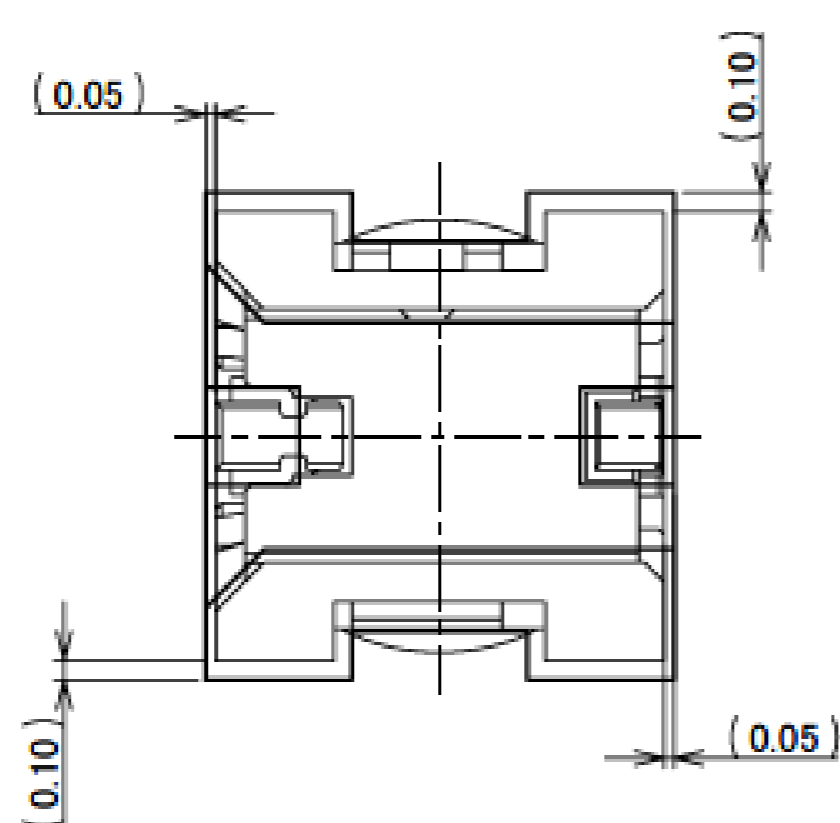
Rev.10



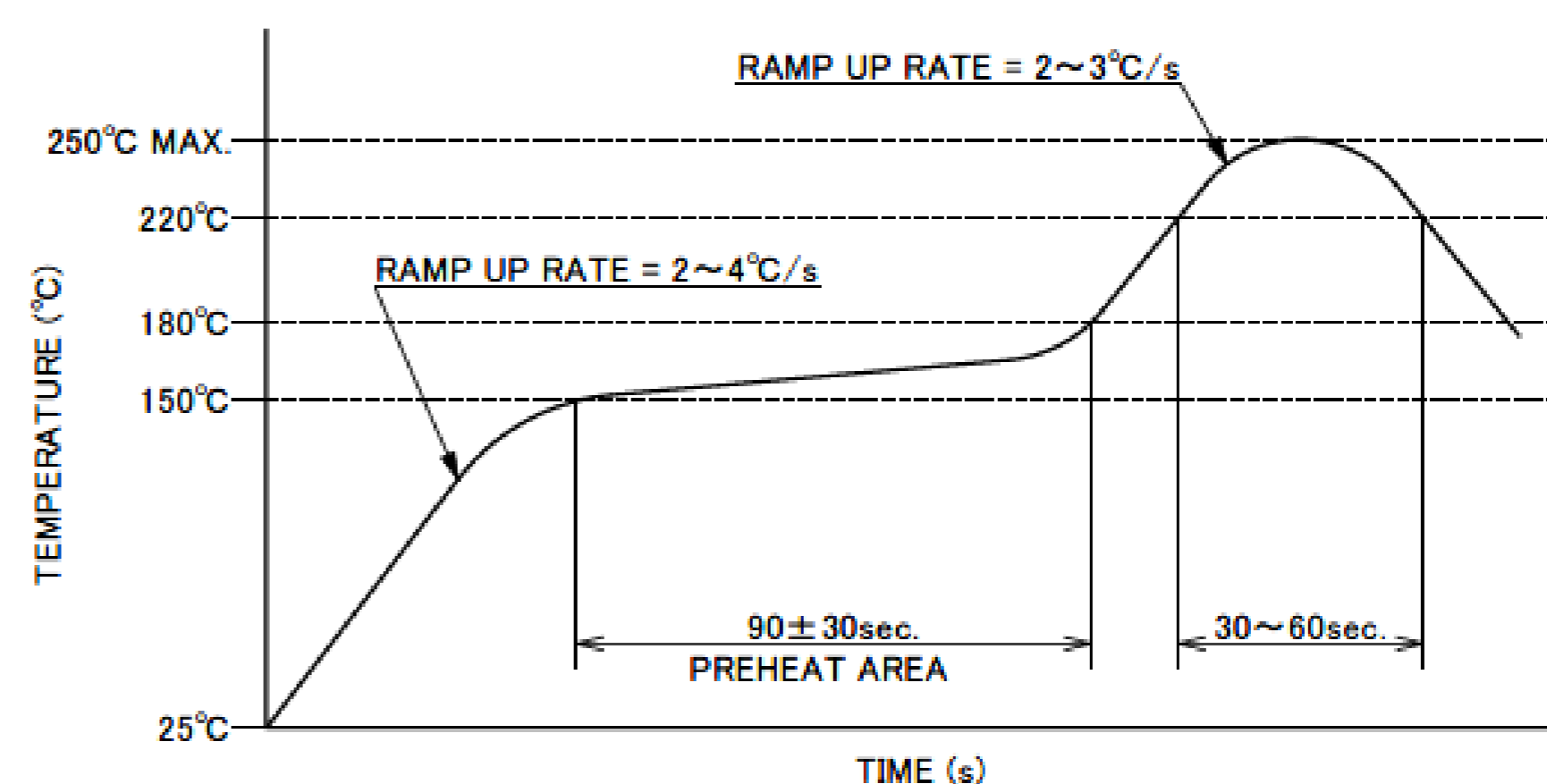
RECOMMENDED FOOTPRINT PATTERN



MASK THICKNESS: t = 0.1  
METAL MASK



CONNECTOR ON RECOMMENDED FOOTPRINT PATTERN



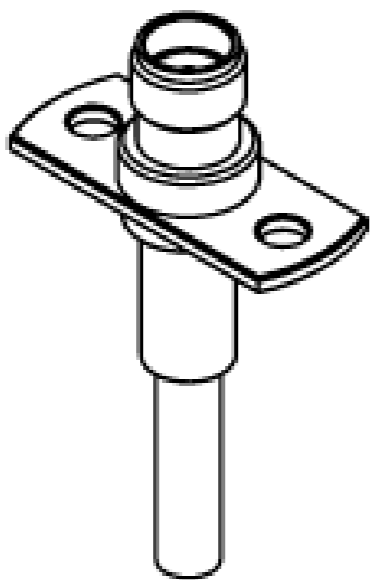
REFLOW TEMPERATURE PROFILE  
SENJU METAL INDUSTRY CO., LTD. : M705-SHF(Sn96.5 Ag3.0 Cu0.5)

NOTES

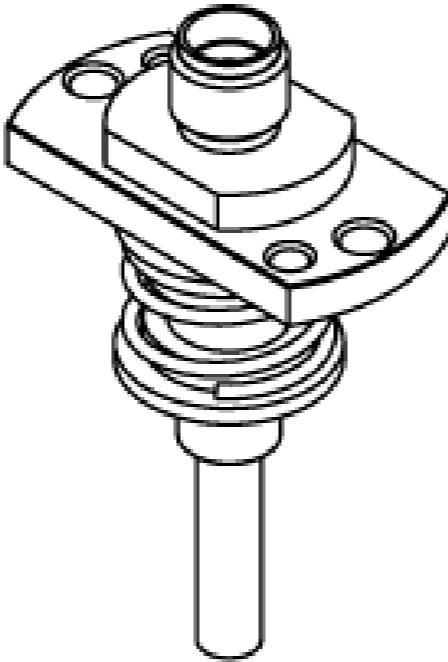
4. NO GROUND, SIGNAL, AND RESIST IN THIS AREA.

Rev.10

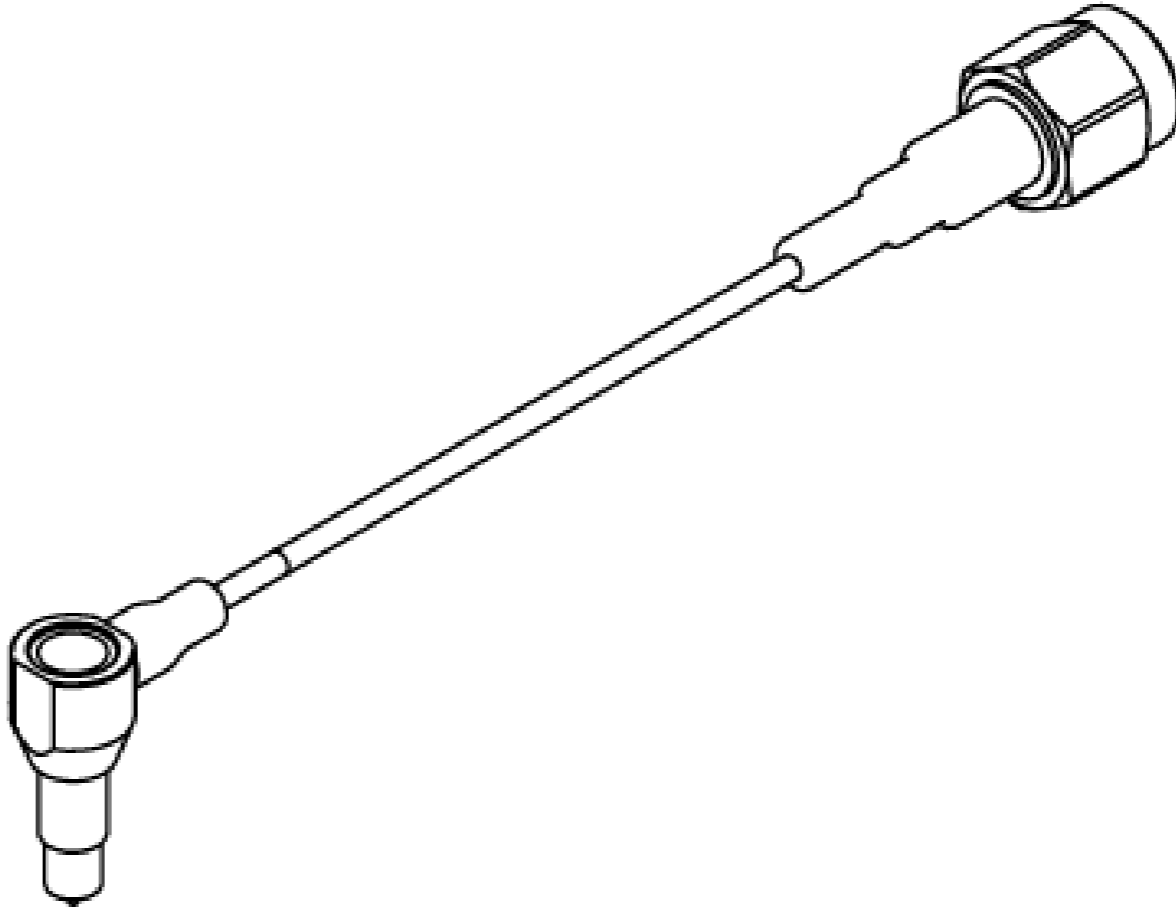
# Accessories for MHF<sup>®</sup>-SW23



MHF-SW23 RECEPTACLE HIGH CYCLE SMA ADAPTER  
PART NO. 90604-0001



MHF-SW23 RECEPTACLE HIGH CYCLE F SMA ADAPTER  
PART NO. 90605-0001



MHF-SW23 SMA ADAPTER CABLE  
PART NO. 90582-0\*00


# Custom Products Available

## RF Connector

MHF® series



## Micro-coaxial/Twinax/Discrete Wire Connector



CABLINE® series




## Optical Module

LIGHTPASS® series



NOVASTACK® series



## Board-to-Board Connector



## Power Connector/Terminal

AP series

ISH® series



MINIFLEX® series

EVAFLEX® series




## FPC FFC Connector



Inquiry



MINIDOCK® series



## I/O Connector

I-PEX, MHF, CABLINE, LIGHTPASS, NOVASTACK, ISH, IARPB, MINIFLEX, EVAFLEX, MINIDOCKS and ZenShield are registered trademarks of I-PEX Inc. Please note that the contents in the catalog might be changed without prior notification. I-PEX Inc. assumes no responsibility for any inaccuracies or obligation to update information on these documents. Please be sure to read and understand the latest "Precautions for Use" and "Instruction Manual" before you use our products. We shall not be responsible for any defects, damages or troubles in case you use our products without following the precautions for use. Please feel free to contact our sales representatives when you use our products for any applications that require very high reliability and safety, or that relate to human life (ex. nuclear power control, aerospace, transportation, medical equipment, safety equipment etc.).

Contact your sales representative or more detailed information.

[www.i-pex.com](http://www.i-pex.com)



# I-PEX

© I-PEX Inc. 2024  
All rights reserved