

DW-5

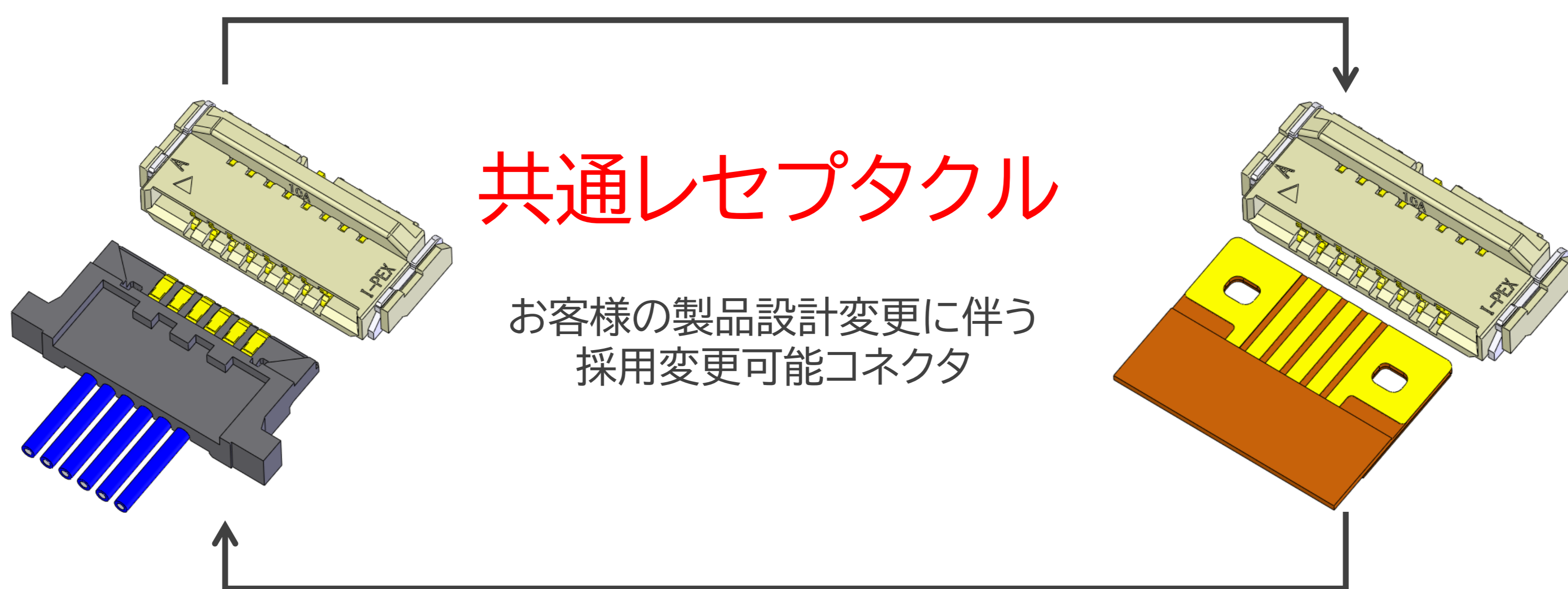
ディスクリートワイヤとFPC用のハイブリッドコネクタ、高さ = 1.0 mm、0.5 mmピッチ、水平嵌合、バックフリップ

		Plug	Receptacle	Applicable FPC/FFC:	
Board Pitch (mm)		0.5		FPC/FFC Contact Pitch	0.5
Wiping Length (mm)		1		FPC/FFC Contact Point	Top and Bottom
Size (mm)	Height	1.0 +/- 0.1		FPC/FFC Thickness (mm)	0.2 +/- 0.03
	Width	Formula: 3.8+(0.5*?p)	Formula: 3.7+(0.5*?p)		
	Depth	Open: Mating FPC : 3.0 Mating PLUG CABLE : 4.9 Close: Mating FPC : 3.5 Mating PLUG CABLE : 5.39			
Pin counts	Range	6-20 (even)			
	Available	6, 8, 10			

*記載のない極数の対応状況についてはお問い合わせください。

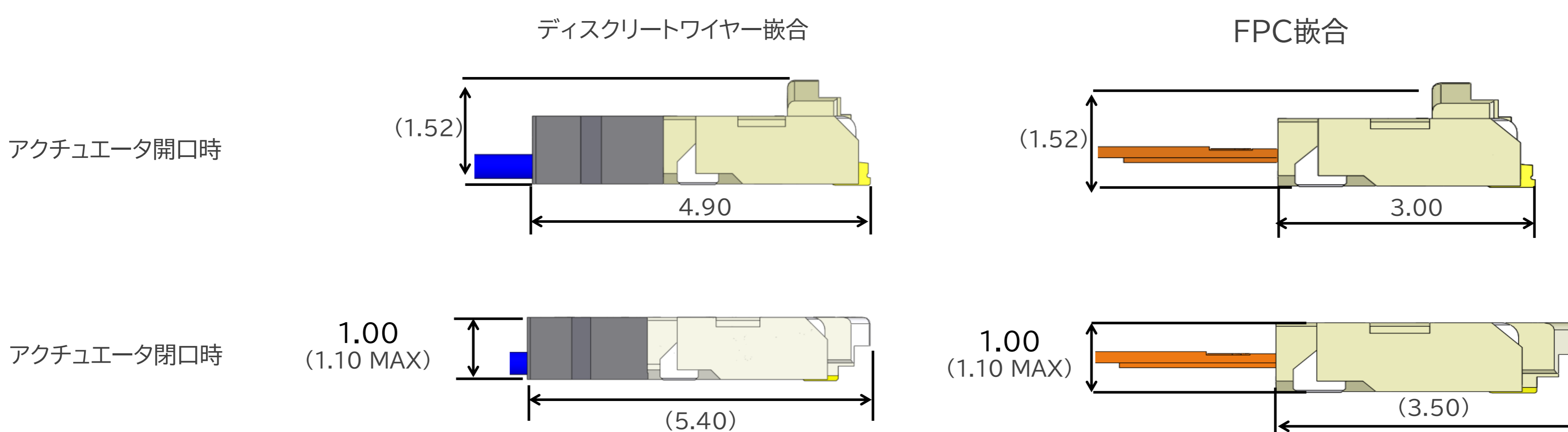


▶ FPCとディスクリートワイヤーハイブリットコネクタ

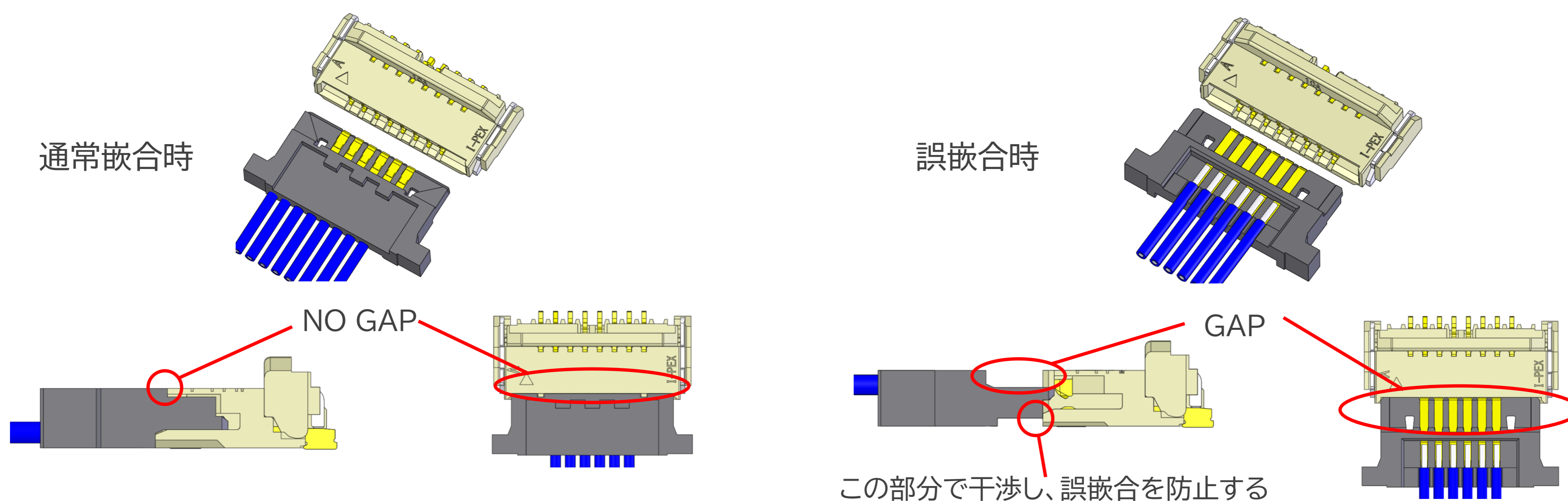


▶ 高さ1.0 mm最小クラス

高さ1.00mmの業界最小クラス 6p 寸法




▶ 誤嵌合防止形状による誤操作の減少



Component Parts Details

Plug for Cable Assembly

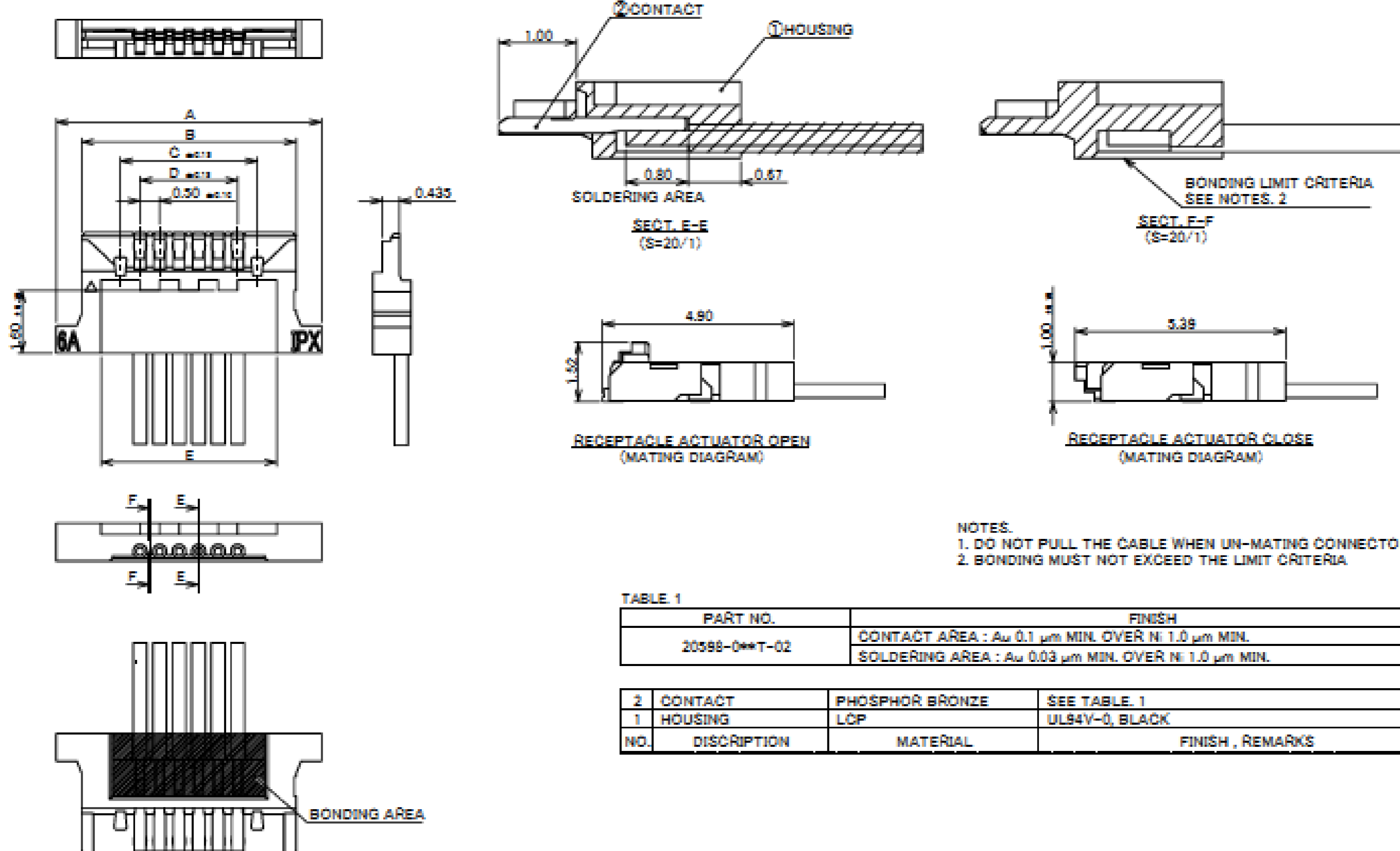
Recommended P/N 20598-0**T-02



CAUTION VISIT OUR WEBSITE FOR LATEST VERSIONS OF INSTRUCTION MANUAL NO. HIM-14010 TO HANDLE THE PRODUCT PROPERLY AND SAFELY.

PART No.	POS.	A	B	C	D	E
20598-006T-02	6	6.80	5.50	3.50	2.50	4.50
20598-008T-02	8	7.80	6.50	4.50	3.50	5.50
20598-010T-02	10	8.80	7.50	5.50	4.50	6.50
◆20598-020T-02	20	13.80	12.50	10.50	9.50	11.50

◆ MARK MEANS NOT AVAILABLE



NOTES:
1. DO NOT PULL THE CABLE WHEN UN-MATING CONNECTORS
2. BONDING MUST NOT EXCEED THE LIMIT CRITERIA

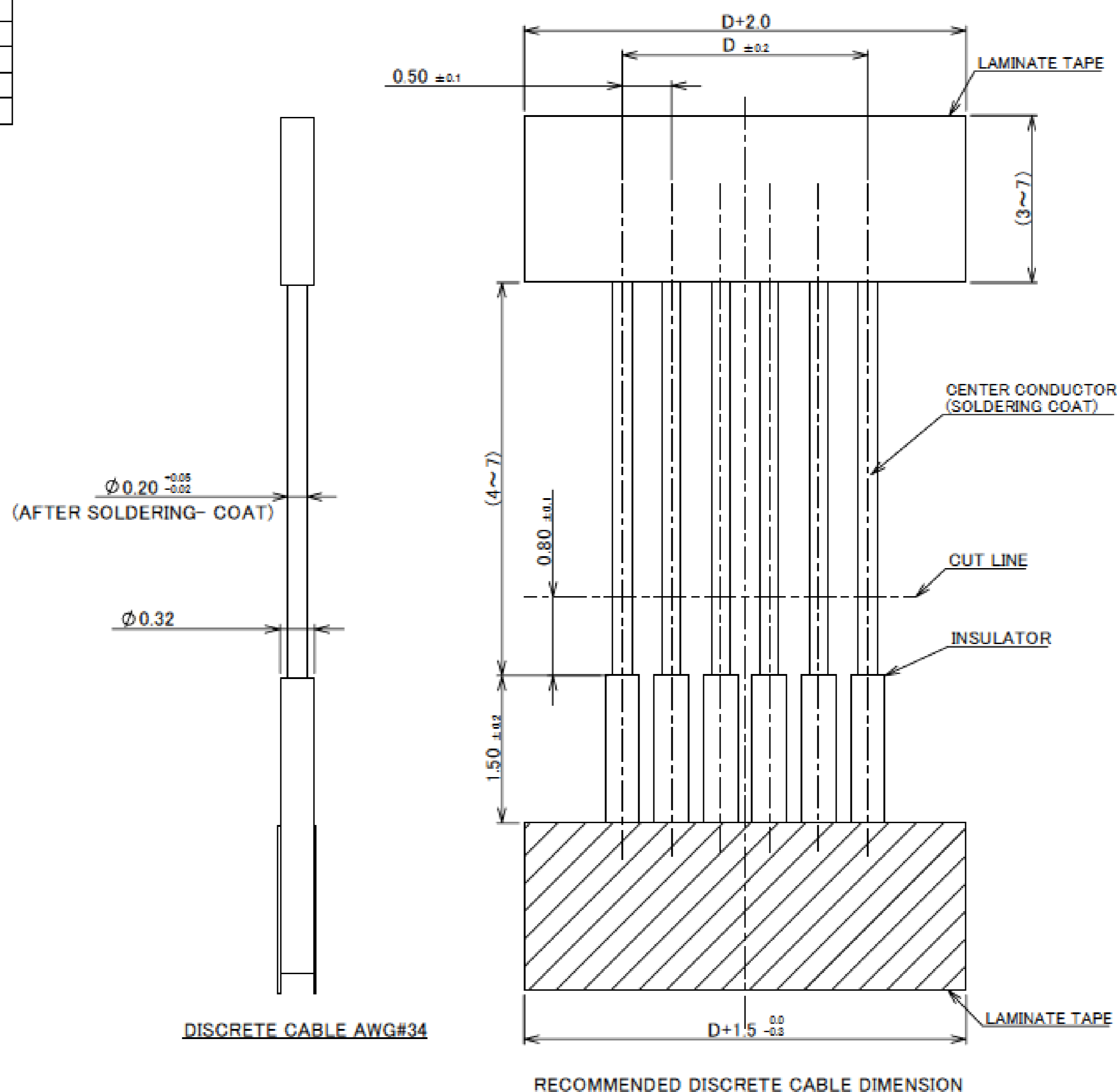
PART NO.	FINISH	
20598-0**T-02	CONTACT AREA : Au 0.1 μm MIN. OVER Ni 1.0 μm MIN.	
	SOLDERING AREA : Au 0.03 μm MIN. OVER Ni 1.0 μm MIN.	

NO.	DESCRIPTION	MATERIAL	FINISH, REMARKS
2	CONTACT	PHOSPHOR BRONZE	SEE TABLE 1
1	HOUSING	LCP	UL94V-0, BLACK

Plug for Cable Assembly

PART No.	POS.	D
20598-006T-02	6	2.50
20598-008T-02	8	3.50
20598-010T-02	10	4.50
◆20598-020T-02	20	9.50

◆ MARK MEANS NOT AVAILABLE




Rev.3

ITEMS	SPECIFICATION
APPLICABLE CABLE	DISCRETE : AWG#34
RATING VOLTAGE	50V AC (PER A CONTACT)
RATING AMPERAGE	0.7A DC [AWG#34] (PER A CONTACT)
OPERATING TEMPERATURE	233~358K(-40°C~85°C)
OPERATING HUMIDITY	80% MAX.(NON-CONDENSING)
CONTACT RESISTANCE	INITIAL : 40mohm MAX. / AFTER TEST : \surd 20mohm MAX.
INSULATION RESISTANCE	INITIAL : 1000Mohm MIN. / AFTER TEST : 500Mohm MIN.
DIELECTRIC WITHSTANDING VOLTAGE	AC200V 1min
DURABILITY	20TH CYCLES
ACTUATOR LOCKING FORCE (INITIAL / 20TH CYCLES)	INITIAL/ 20TH CYCLES : $0.6N(61gf) \times (n + 2)$ MAX.
ACTUATOR UNLOCKING FORCE (INITIAL / 20TH CYCLES)	INITIAL/ 20TH CYCLES : $0.05N(5gf) \times (n + 2)$ MIN.
PLUG RETENTION FORCE (INITIAL / AFTER TEST)	INITIAL : $0.15N(15gf) \times n + 2.0N$ MIN. / AFTER TEST : $0.15N(15gf) \times n + 1.0N$ MIN.
PRODUCT SPECIFICATION	PRS-1880
TEST REPORT	TR-13103
PACKING STANDARD	PST-14006
INSTRUCTION MANUAL	HIM-14010
ASSEMBLY MANUAL	ASM-12002

※ "n" IS THE NUMBER OF PIN

Receptacle for Cable Assembly

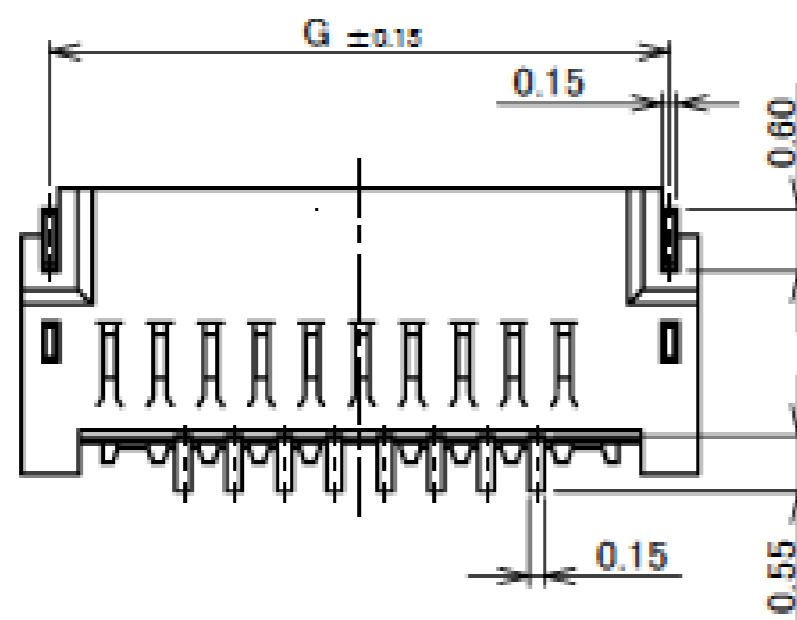
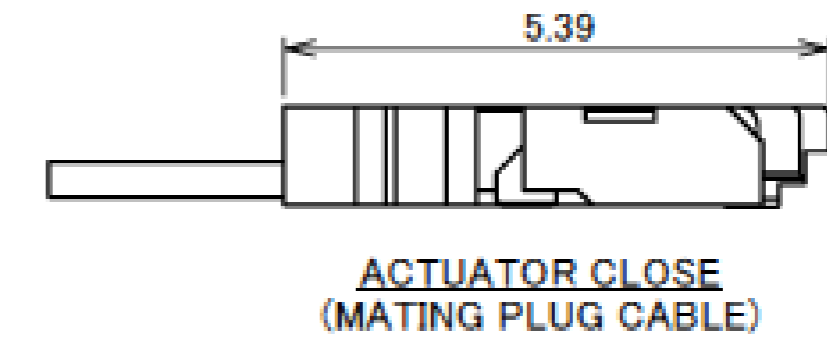
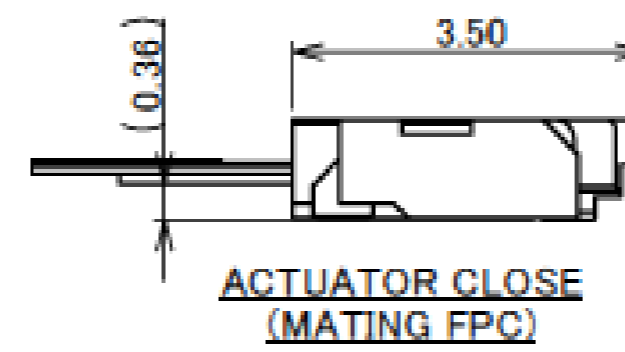
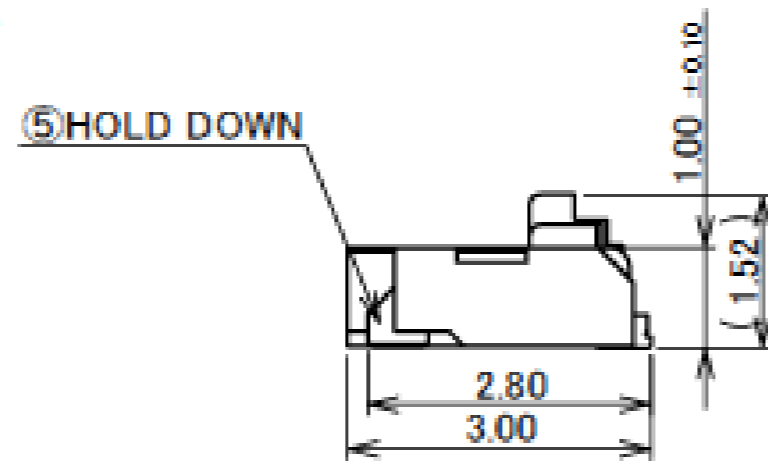
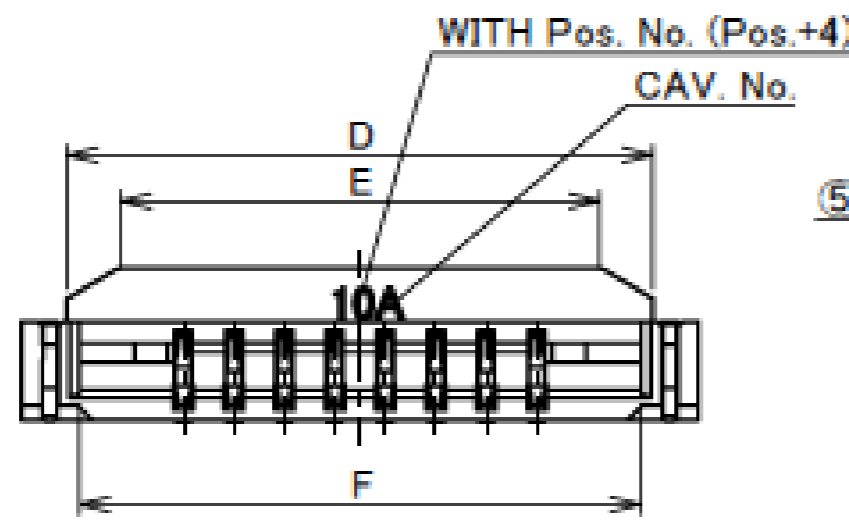
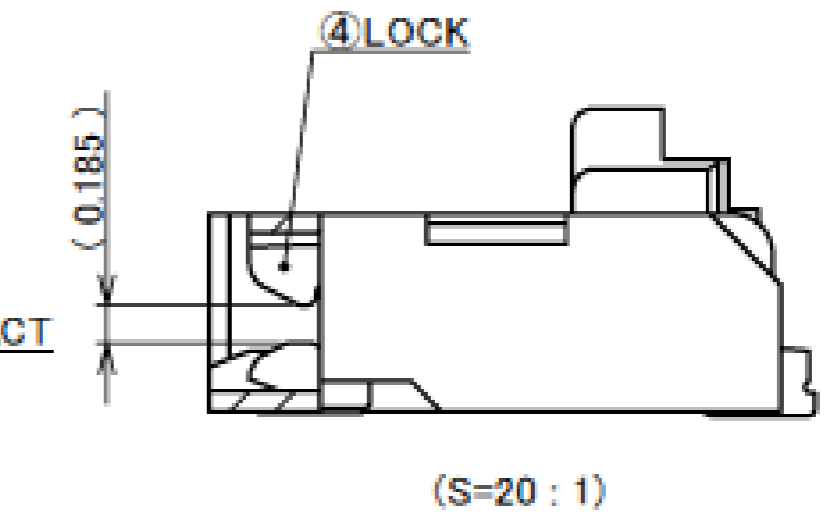
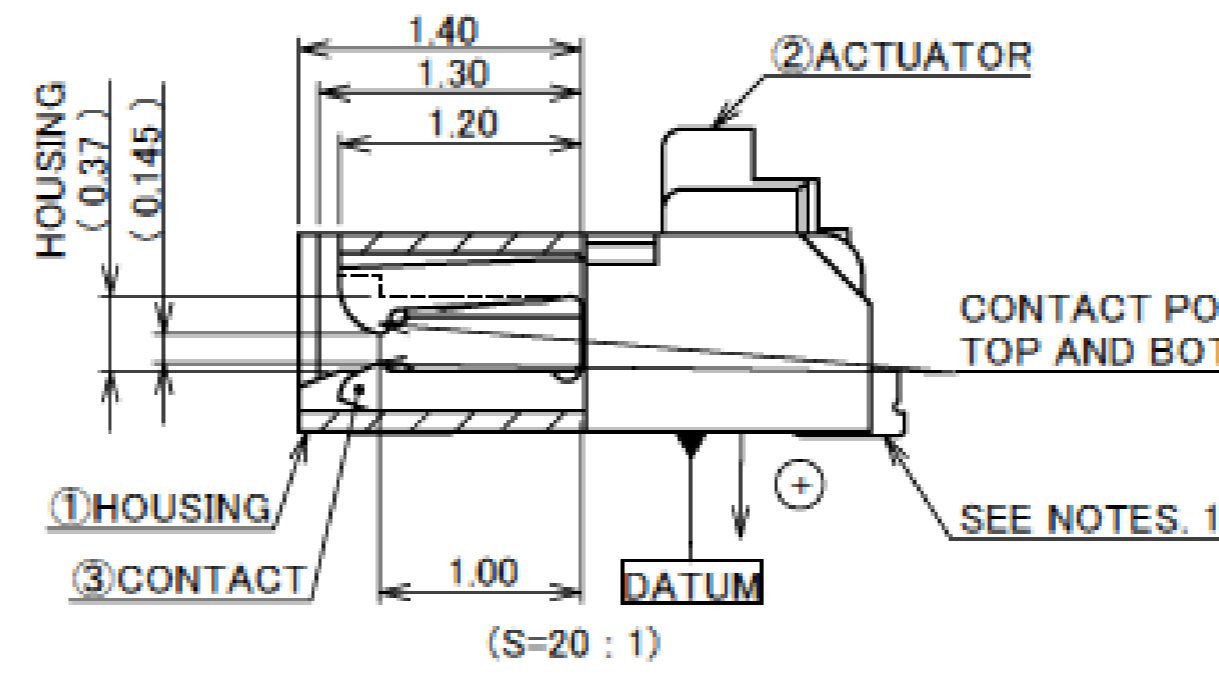
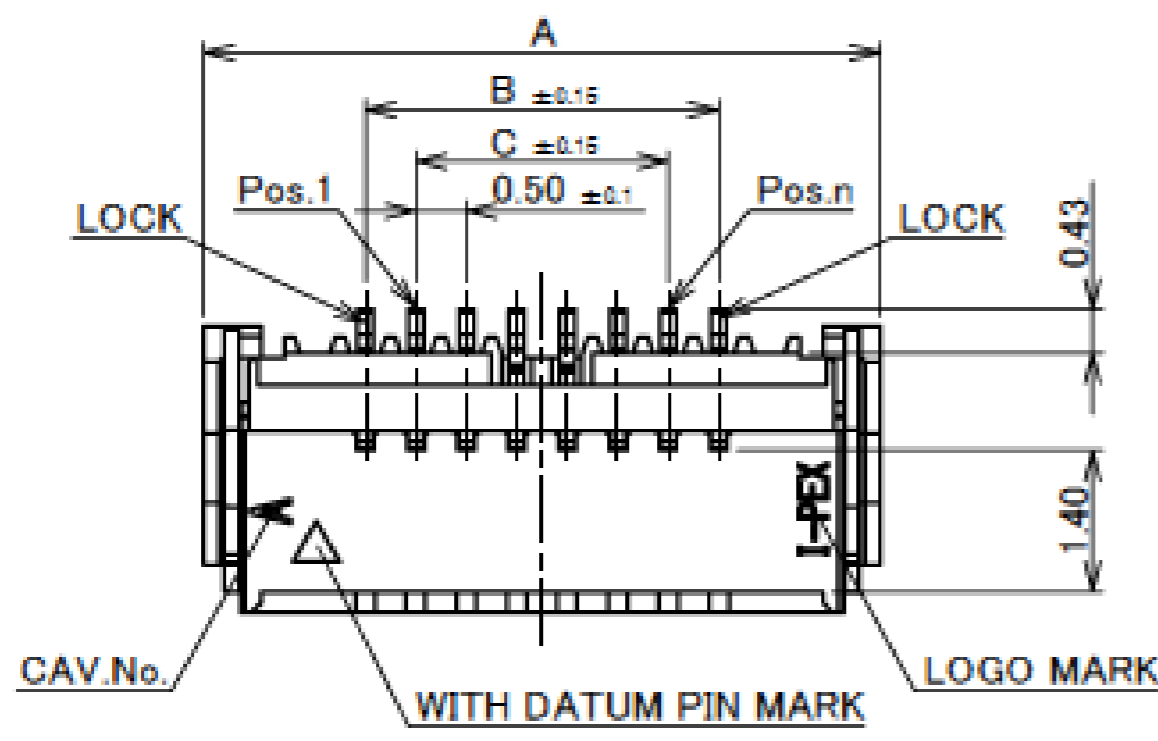
Recommended P/N 20597-0**E-02



CAUTION VISIT OUR WEBSITE FOR LATEST VERSIONS OF INSTRUCTION MANUAL NO. HIM-14010 AND HIM-12019 TO HANDLE THE PRODUCT PROPERLY AND SAFELY.

PART No.	POS.	A	B	C	D	E	F	G
20597-006E-02	6	6.70	3.50	2.50	5.80	4.80	5.56	6.15
20597-008E-02	8	7.70	4.50	3.50	6.80	5.80	6.56	7.15
20597-010E-02	10	8.70	5.50	4.50	7.80	6.80	7.56	8.15
◆20597-020E-02	20	13.70	10.50	9.50	12.80	6.80	12.56	13.15

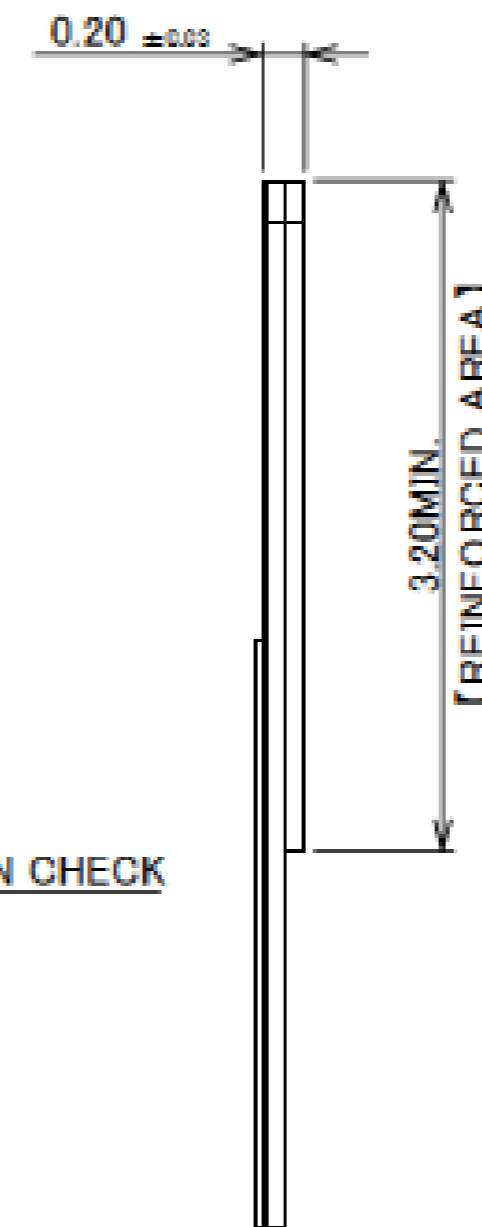
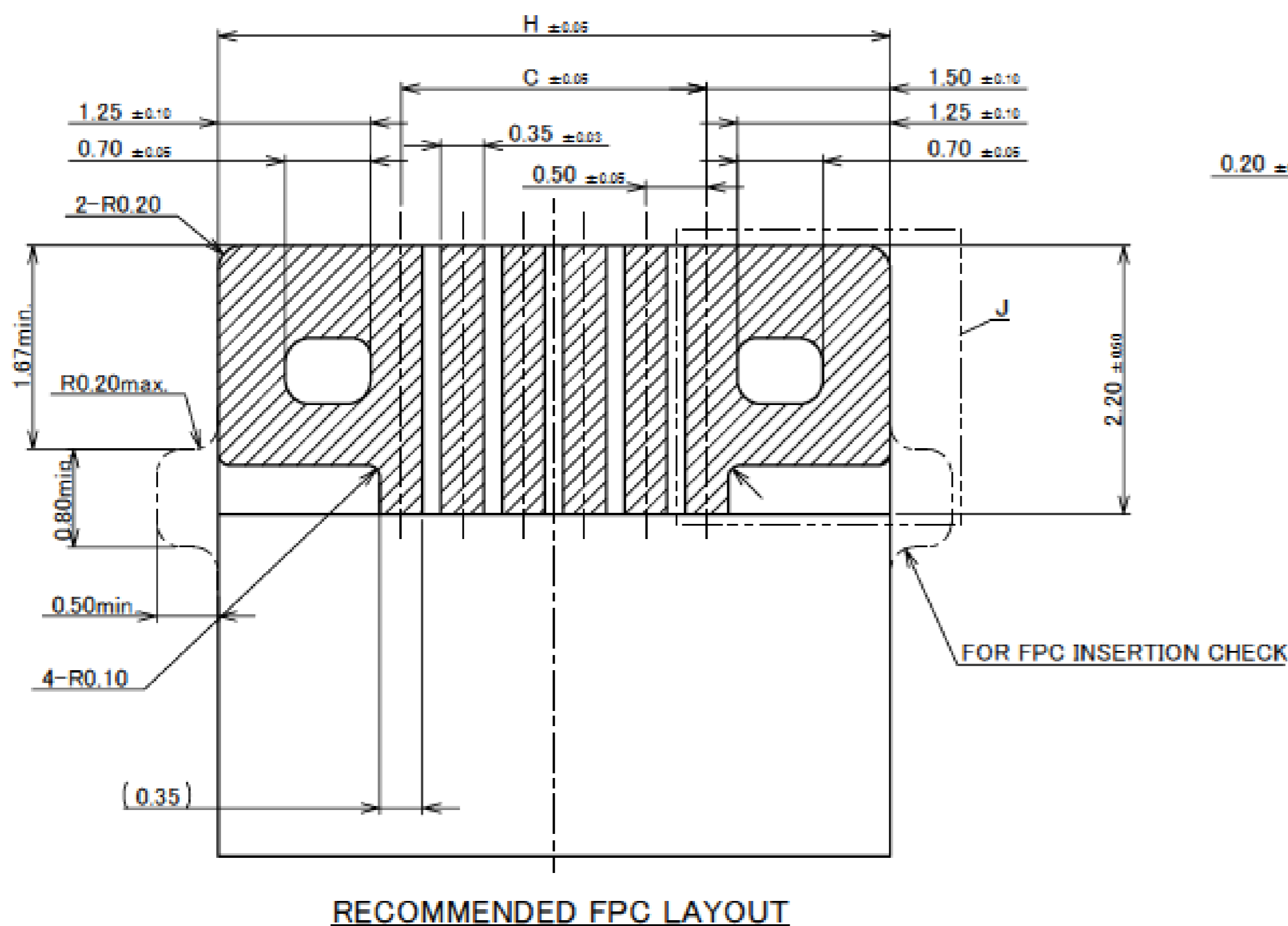
◆ MARK MEANS NOT AVAILABLE



5	HOLD DOWN	PHOSPHOR BRONZE	Sn 2~6 μm MIN.OVER Ni 1.0 μm MIN.
4	LOCK	PHOSPHOR BRONZE	Au 0.03 μm MIN. OVER Ni 1.0 μm MIN.
3	CONTACT	PHOSPHOR BRONZE	CONTACT AREA : Au 0.1 μm MIN. OVER Ni 1.0 μm MIN. SOLDERING AREA : Au 0.03 μm MIN. OVER Ni 1.0 μm MIN.
2	ACTUATOR	LCP	UL94V-0, BEIGE
1	HOUSING	LCP	UL94V-0, BEIGE

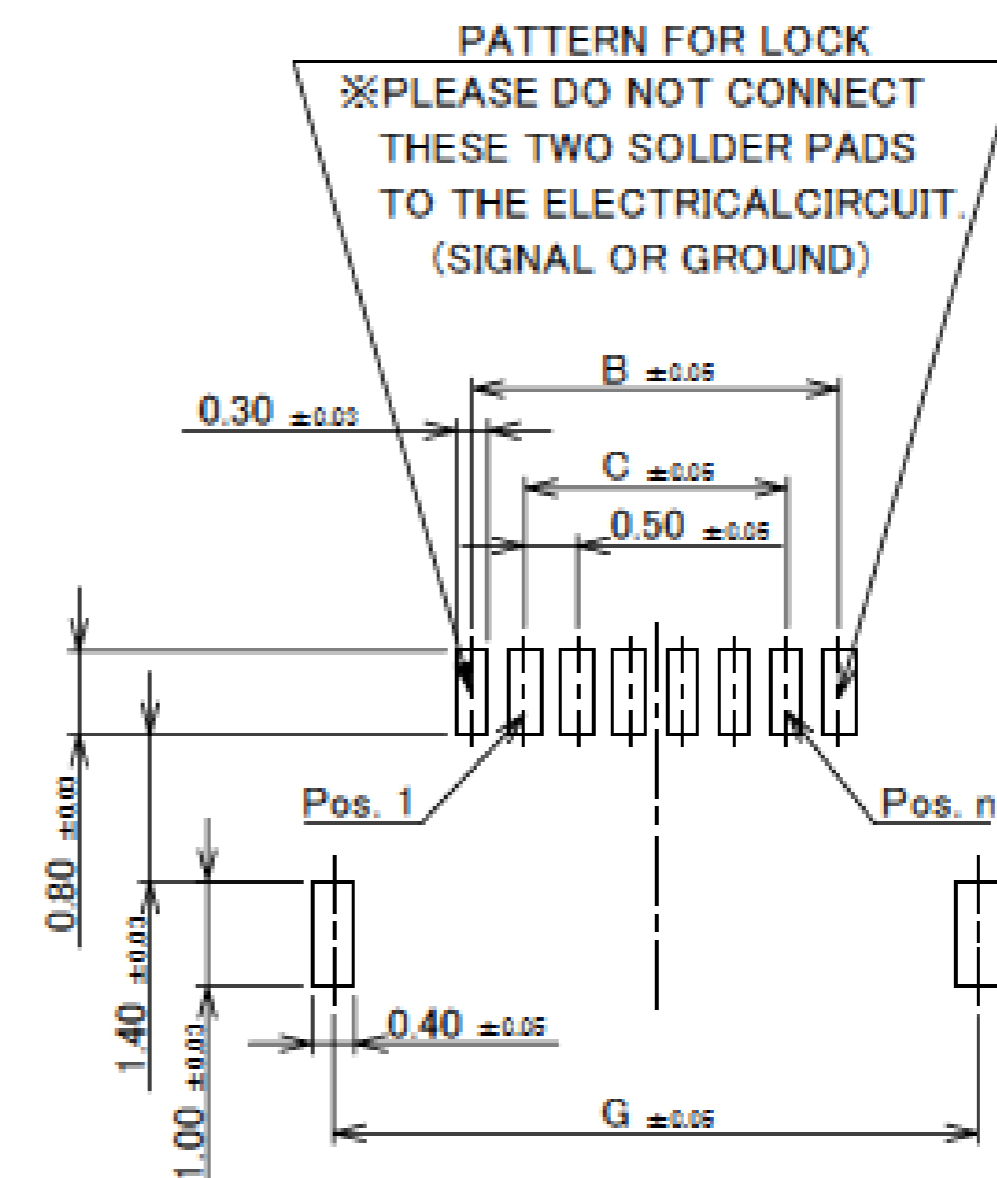
NOTES
1. CONTACT TAIL IS PROJECTION FROM HOUSING IN THE + DIRECTION. (0~0.06)

Rev.7

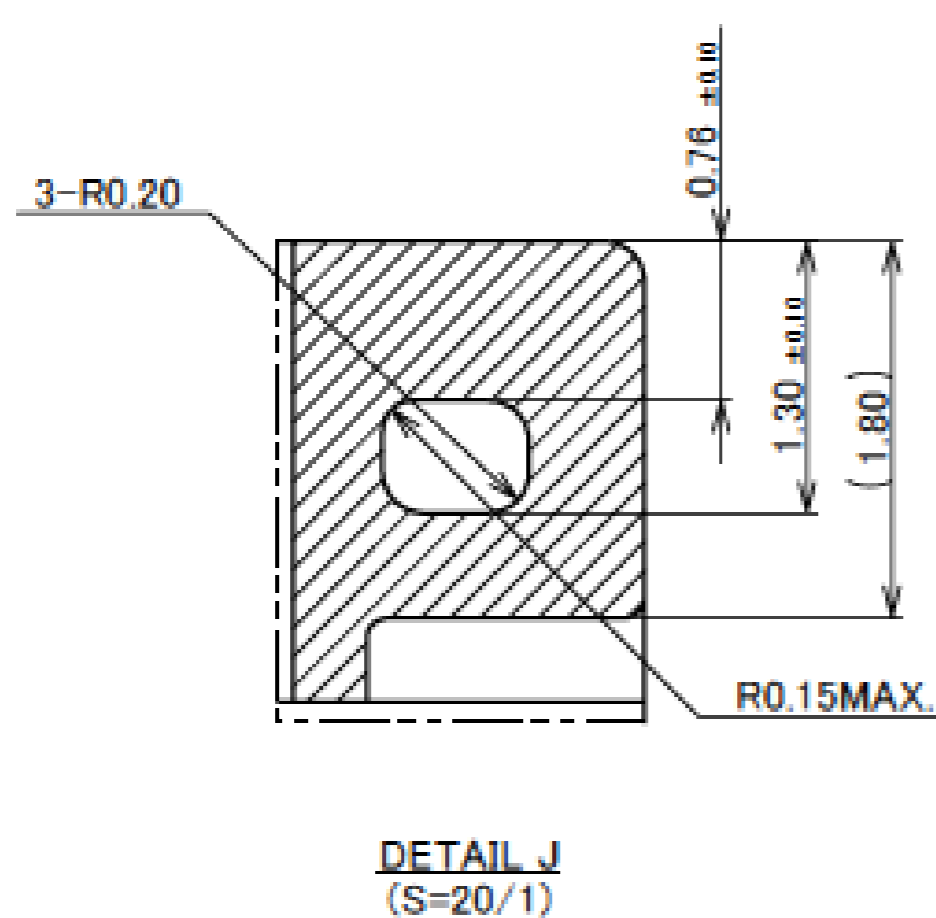


PART No.	POS.	B	C	G	H
20597-006E-02	6	3.50	2.50	6.15	5.50
20597-008E-02	8	4.50	3.50	7.15	6.50
20597-010E-02	10	5.50	4.50	8.15	7.50
◆20597-020E-02	20	10.50	9.50	13.15	12.50

◆ MARK MEANS NOT AVAILABLE



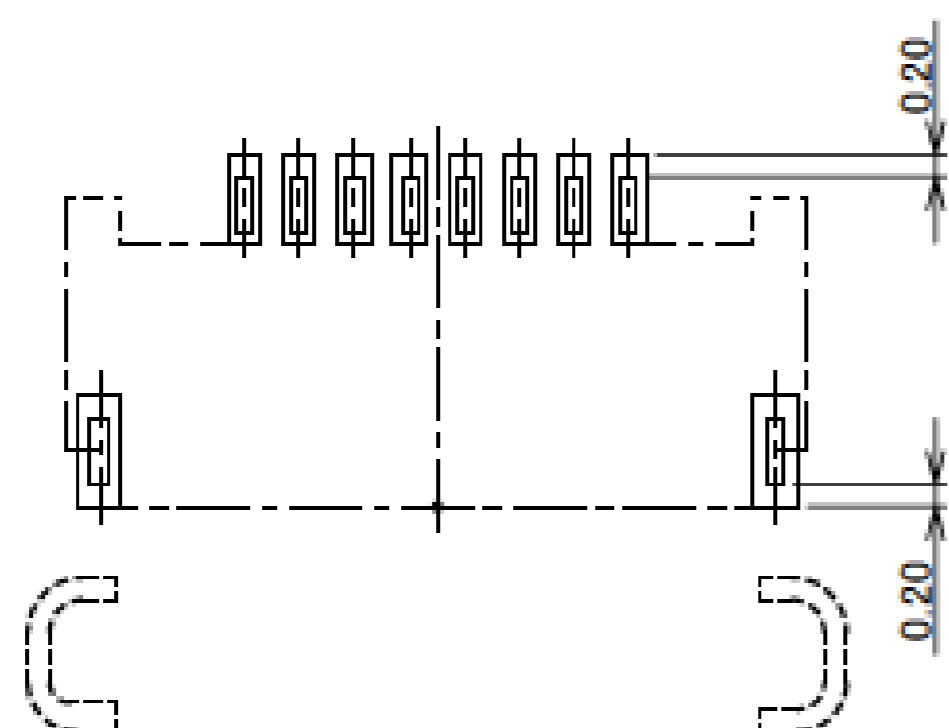
RECOMMENDED PCB LAYOUT & METAL MASK LAYOUT
METAL MASK THICKNESS : t=0.12mm



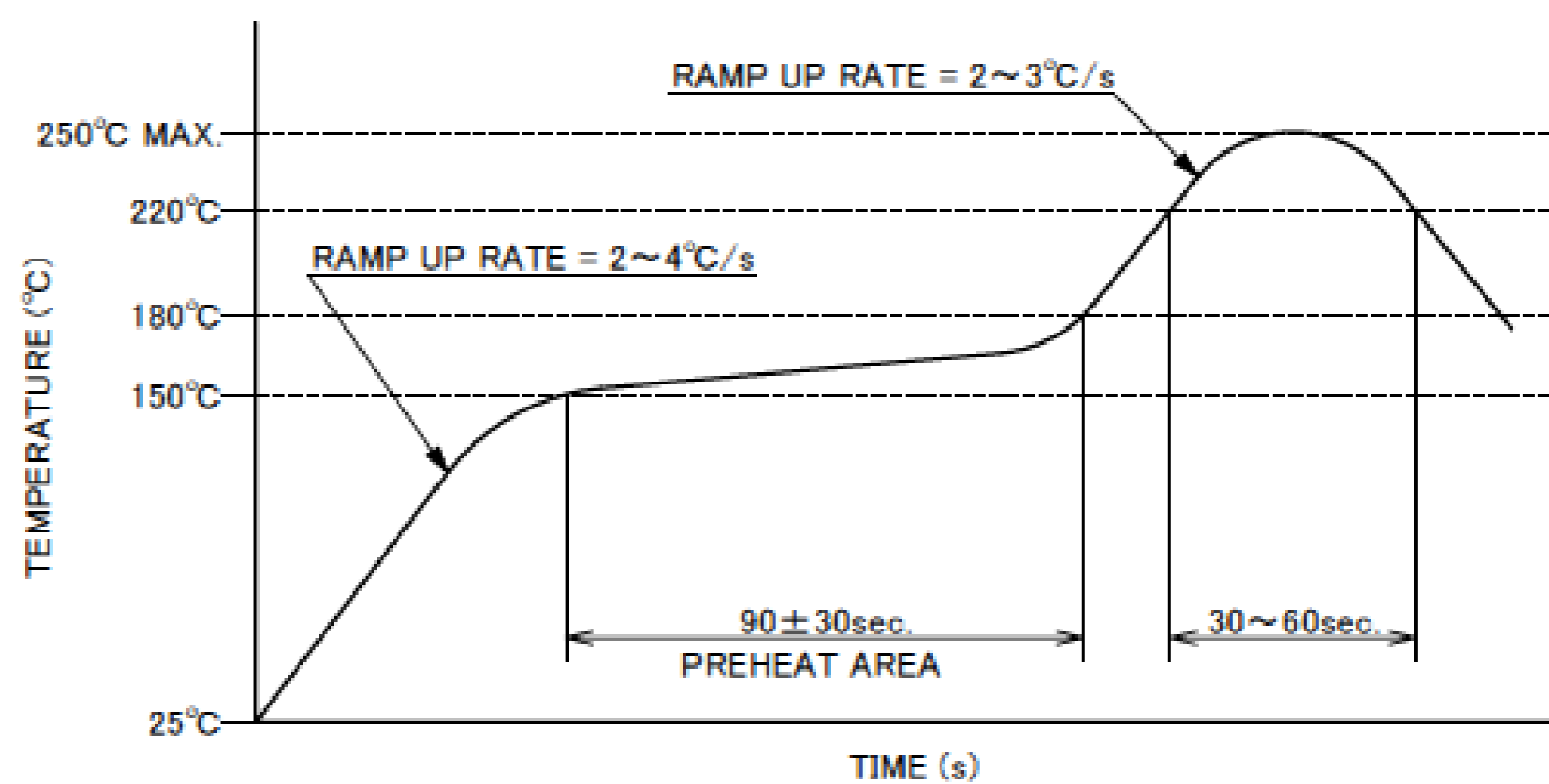
NOTES
2.MATERIAL
COVER FILM : PI
CONDUCTOR : COPPER(RARE)
BASE FILM : PI
STIFFENER : PI
ADHESIVE : THERMOSETTING ADHESIVE
3.FINISH
Au OVER Ni PLATING.

Rev.7

Receptacle for Cable Assembly



CONNECTOR ON RECOMMENDED FOOTPRINT PATTERN



REFLOW TEMPERATURE PROFILE
SENJU METAL INDUSTRY CO., LTD. : M705-SHF(Sn96.5 Ag3.0 Cu0.5)

Rev.7

ITEMS	SPECIFICATION
RATING VOLTAGE	50V AC (PER CONTACT)
RATING AMPERAGE	0.5A DC [FPC] (PER CONTACT) 0.7A DC [AWG#34] (PER CONTACT)
OPERATING TEMPERATURE	233~358K(-40°C~85°C)
OPERATING HUMIDITY	80% MAX.(NON-CONDENSING)
CONTACT RESISTANCE	INITIAL : 40mohm MAX. / AFTER TEST : \triangleleft 20mohm MAX.
INSULATION RESISTANCE	INITIAL : 1000Mohm MIN. / AFTER TEST : 500Mohm MAX. (PLUG CABLE) 100Mohm MIN. (FPC)
DIELECTRIC WITHSTANDING VOLTAGE	AC200V 1min
DURABILITY	20TH CYCLES
ACTUATOR LOCKING FORCE (INITIAL / 20TH CYCLES)	INITIAL/ 20TH CYCLES : $0.6N(61gf) \times (n + 2)$ MAX.
ACTUATOR UNLOCKING FORCE (INITIAL / 20TH CYCLES)	INITIAL/ 20TH CYCLES : $0.05N(5gf) \times (n + 2)$ MIN.
PLUG AND FPC RETENTION FORCE (INITIAL / AFTER TEST)	INITIAL : $0.15N(15gf) \times n + 2.0N$ MIN. / AFTER TEST : $0.15N(15gf) \times n + 1.0N$ MIN.
COPLANARITY	0.08 MAX.
PRODUCT SPECIFICATION	PRS-1880
TEST REPORT	TR-13103
PACKING STANDARD	PST-13047
INSTRUCTION MANUAL	HIM-14010 (FOR MATING PLUG CABLE) HIM-12019 (FOR MATING FPC)
APPEARANCE CRITERIA No.	QLS-A***


※ "n" IS THE NUMBER OF PIN


Custom Connectors Available

 RF Connector

MHF® series



 CABLINE® series
Micro-coaxial/Twinax/
Discrete Wire Connector




 Optical Module

LIGHTPASS® series



NOVASTACK® series

 Board-to-Board Connector



 Power Connector/
Terminal

AP series

ISH® series



MINIFLEX® series

EVAFLEX® series

 FPC FFC Connector




Inquiry



MINIDOCK® series

 I/O Connector



I-PEX, MHF, CABLINE, LIGHTPASS, NOVASTACK, ISH, IARPB, MINIFLEX, EVAFLEX, MINIDOCKS and ZenShield are registered trademarks of I-PEX Inc. Please note that the contents in the catalog might be changed without prior notification. I-PEX Inc. assumes no responsibility for any inaccuracies or obligation to update information on these documents. Please be sure to read and understand the latest "Precautions for Use" and "Instruction Manual" before you use our products. We shall not be responsible for any defects, damages or troubles in case you use our products without following the precautions for use. Please feel free to contact our sales representatives when you use our products for any applications that require very high reliability and safety, or that relate to human life (ex. nuclear power control, aerospace, transportation, medical equipment, safety equipment etc.).

Contact your sales representative or more detailed information.

www.i-pex.com



I-PEX

© I-PEX Inc. 2024
All rights reserved