

CABLINE®-UA II

适合通孔解决方案的超细设计，带屏蔽和多点接地功能，
0.3 mm间距，Right Angle出线垂直插拔款的极细同轴线连接器

Product Specifications:

Mating type	Right angle vertical	
Board Pitch (mm)	0.6	
Wiping Length (mm)	0.3	
Mated size (mm)	Height	1.27 +/- 0.1
	Width	5.0 + (0.3*?p)
	Depth	2.9
Pin Counts	Range	Up to 50
	Available	26, 32, 40, 50

Applicable Cable Size:

Maximum O.D. (mm)	0.3
Micro-Coaxial for Signal (AWG)	45ohm : #42 or smaller 50ohm : #44 or smaller
Twin Coaxial (AWG)	-
Discrete (AWG)	#39 or smaller

Applicable Standards (Reference Only):


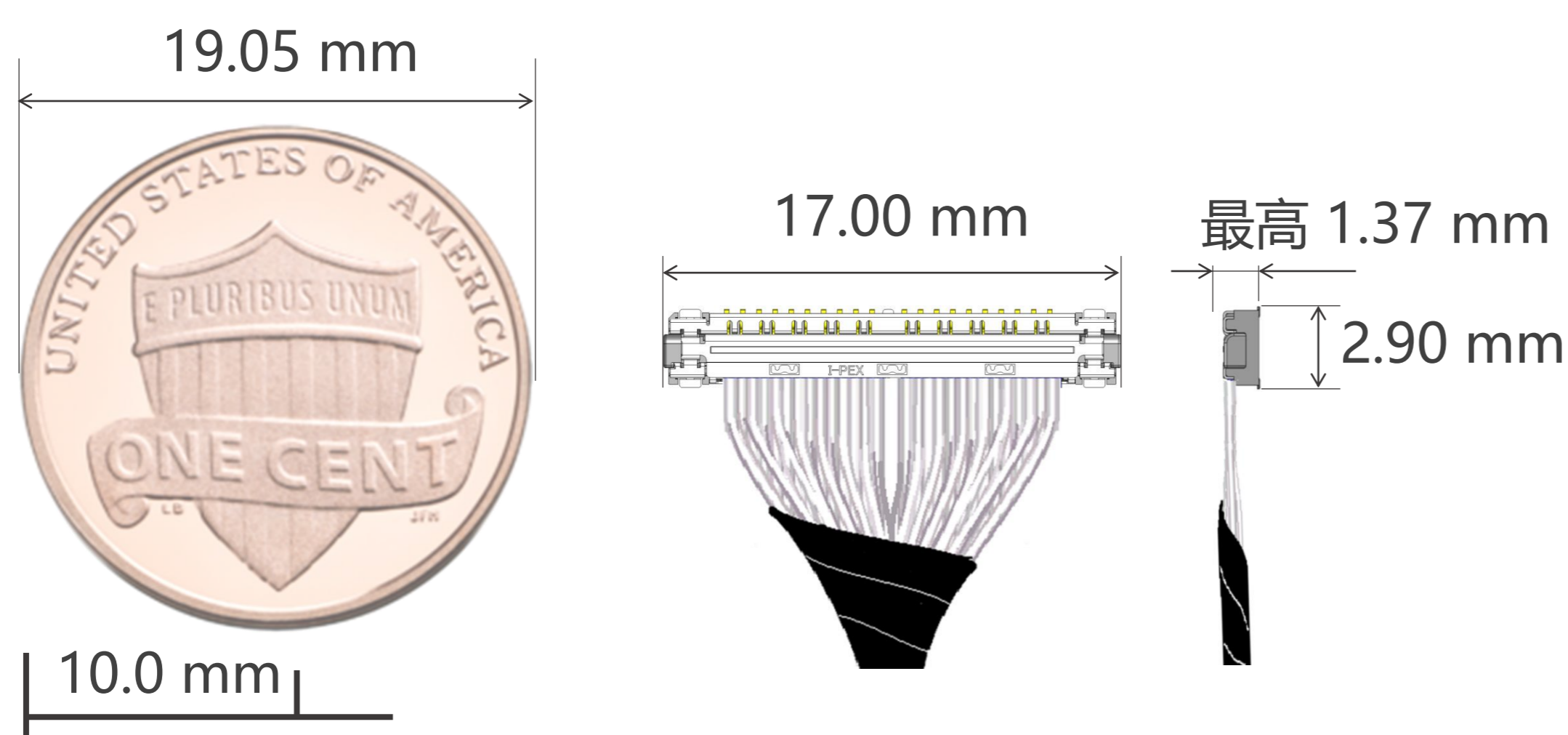
USB 3.1 Gen 1 (5 Gbps) V-By-One HS 1.4 (4 Gbps) HDMI 1.3 (3.4 Gbps)
--

*如您需要了解未列出或不在范围内的Pin数，请咨询我们。



空间有限的小型电子产品的理想选择

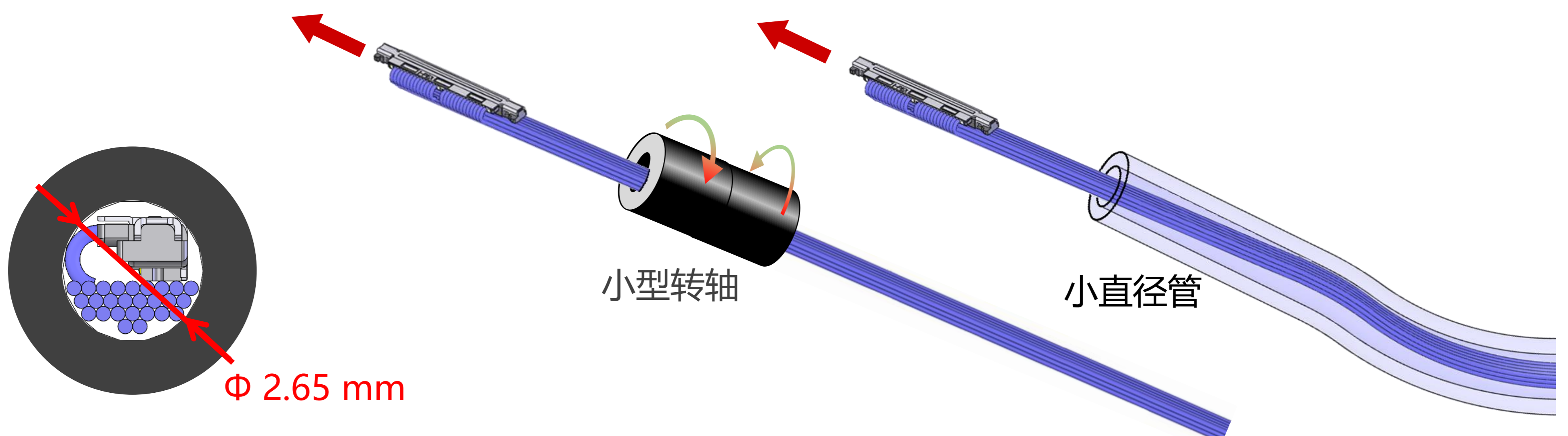
CABLINE-UA II 40Pin 的连接器大小比一分钱硬币还小。



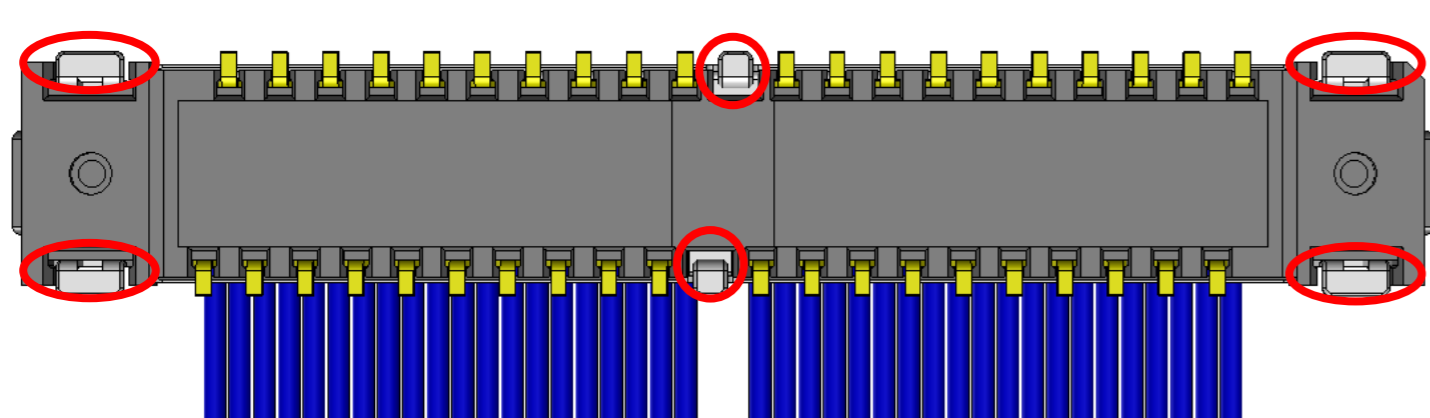
Plug尺寸也非常小巧，能够方便穿过转轴

参考示例:

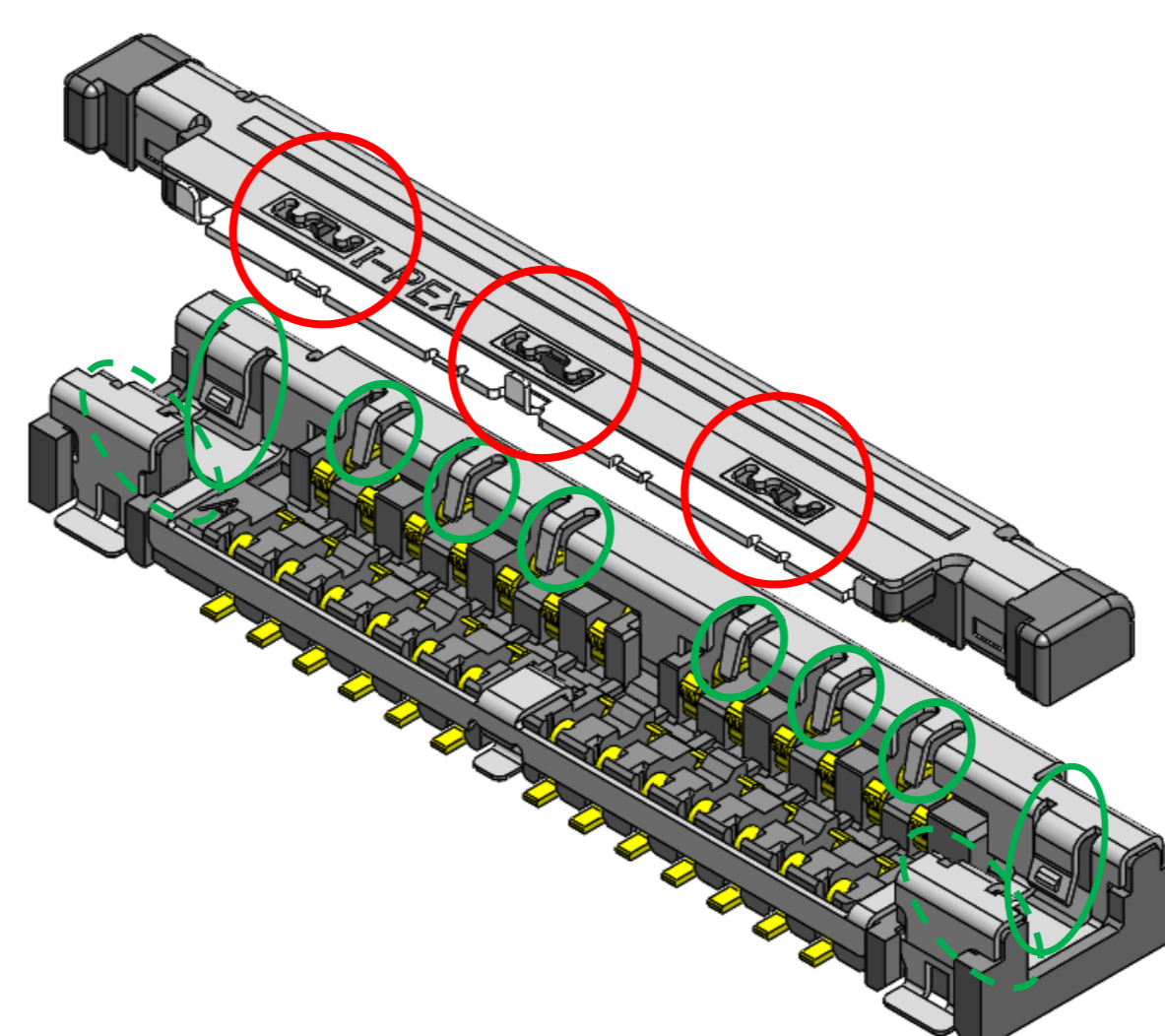
当使用外径为0.29mm的同轴线加工成的UA II 26Pin线束可以穿过内孔径为 $\Phi 2.65$ mm的转轴或者软管。



多点接地设计具有良好的抗 EMI 性能



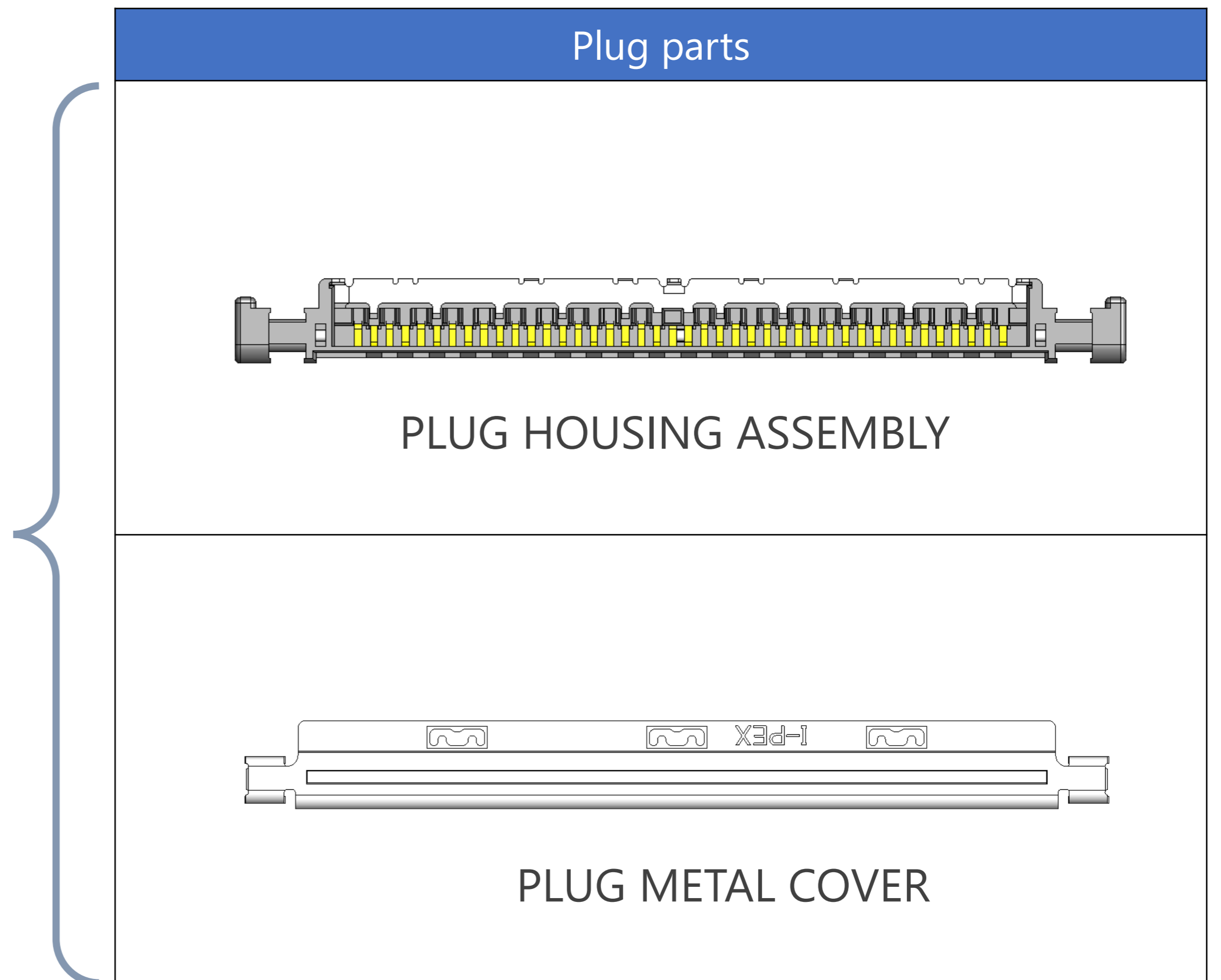
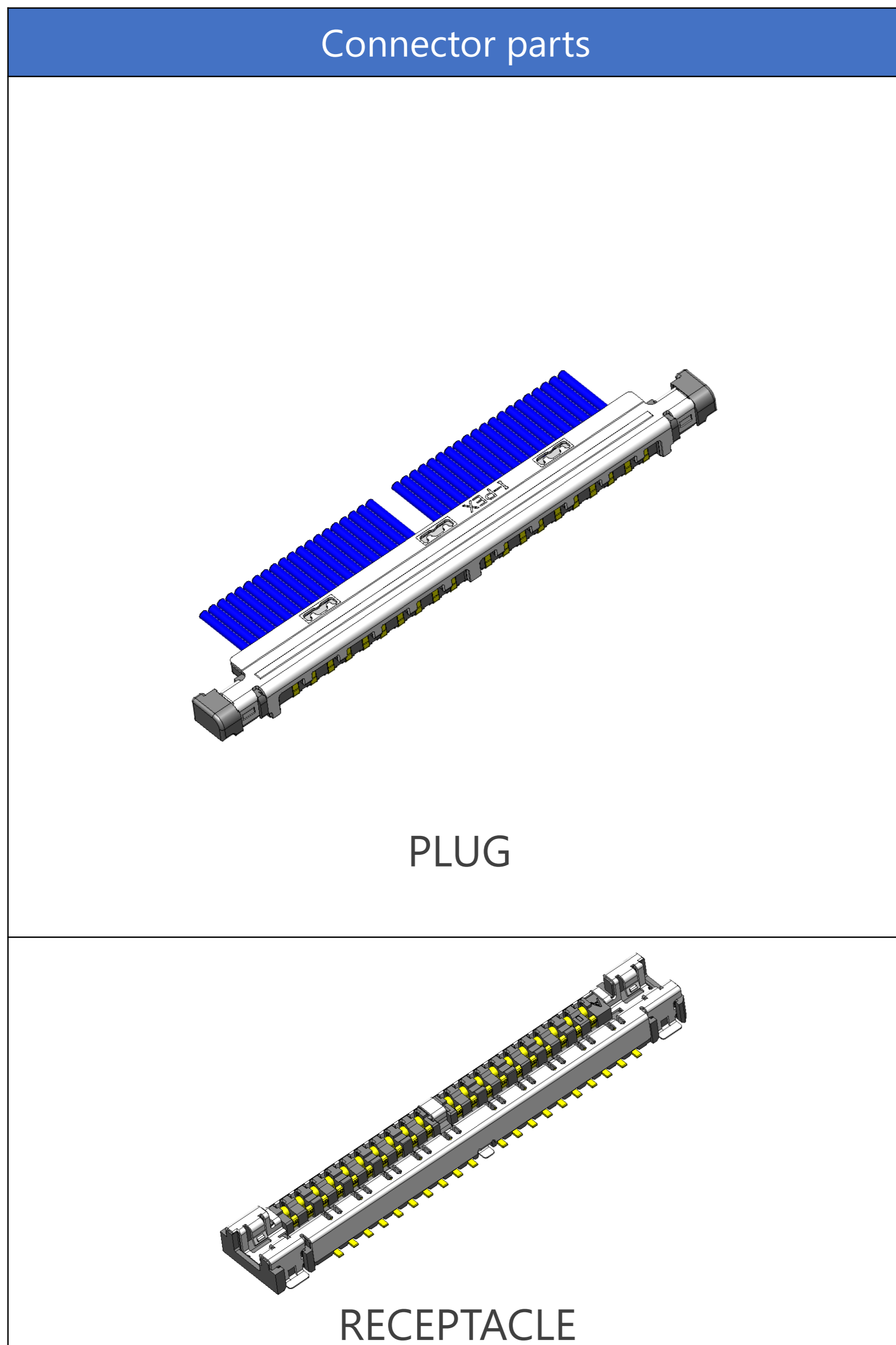
底面图



○ 焊接触点
○ 机械接触点

Component Parts Details

Component Parts



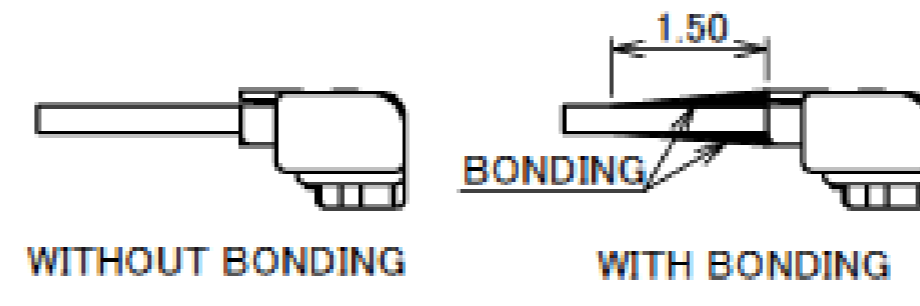
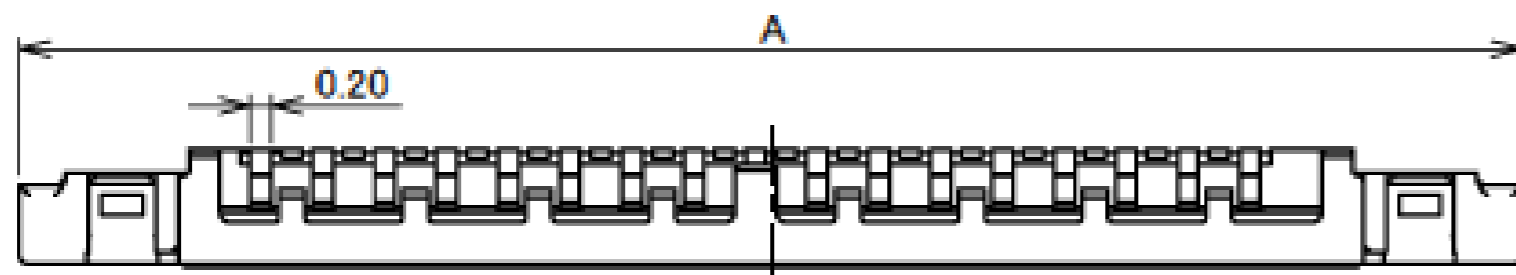
Plug for Cable Assembly

Recommended P/N		20496-0**-40			
PART No.	POS.	A	B	C	D
20496-026-#0	26	12.8	3.6	8.1	9.6
20496-032-#0	32	14.6	4.5	9.9	11.4
◆ 20496-034-#0	34	15.2	4.8	10.5	12.0
20496-040-#0	40	17.0	5.7	12.3	13.8
20496-050-#0	50	20.0	7.2	15.3	16.8

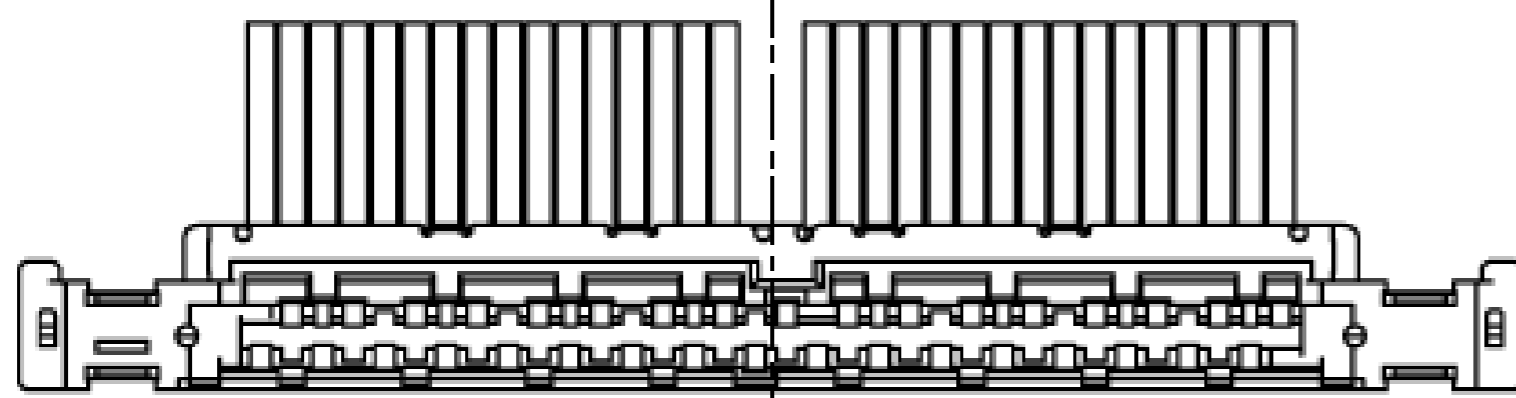
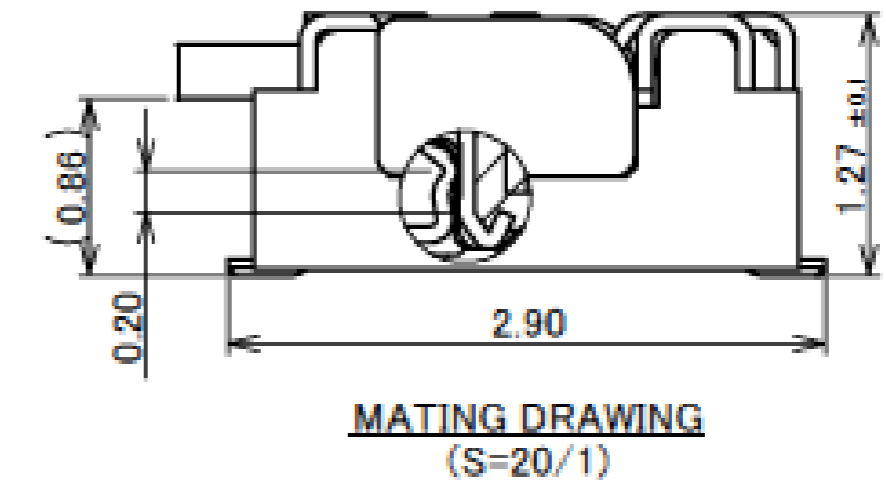
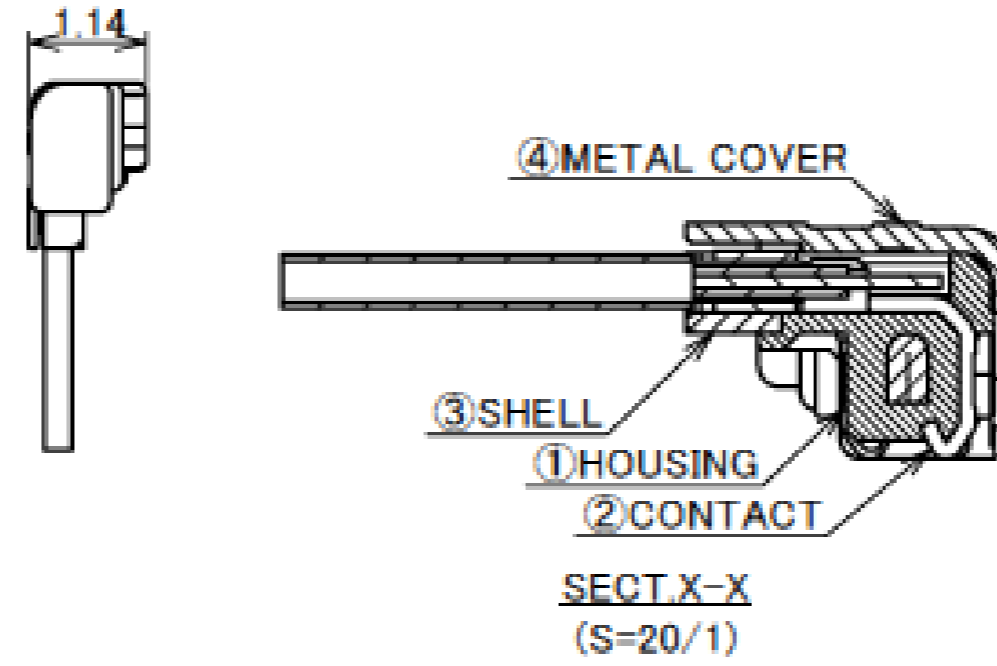
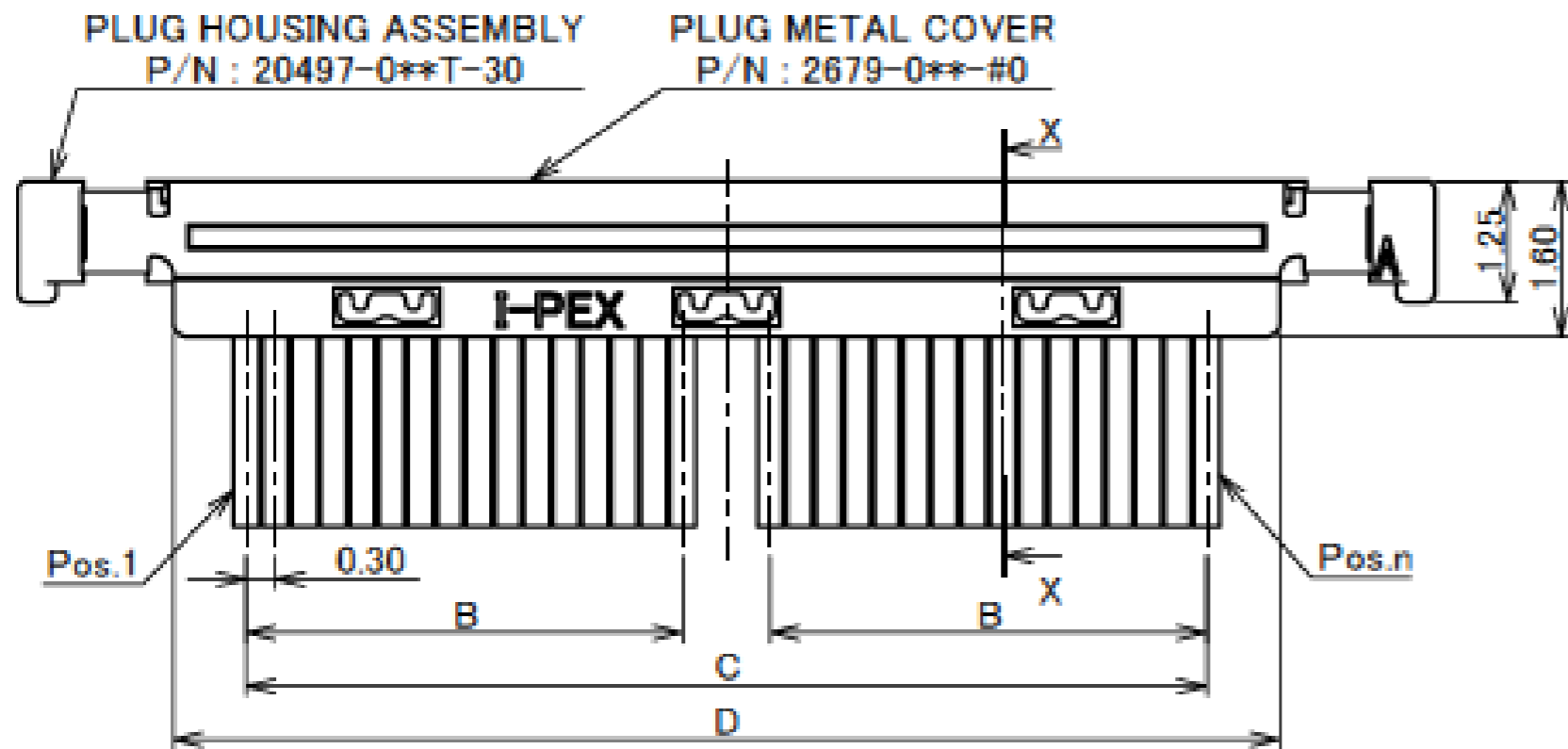

◆ MARK MEANS NOT AVAILABLE

20496-0**-#0
 3: METAL COVER Au PLATING
 4: METAL COVER Sn PLATING
 Pos.

PART COMBINATION TABLE			
PLUG CABLE ASSEMBLY	HOUSING ASSEMBLY	METAL COVER	RECEPTACLE ASSEMBLY
20496-0**-30	20497-0**T-30	2679-0**-00	20498-0**E-3#
20496-0**-40		2679-0**-10	20498-0**E-4#



ASSEMBLY STATE
 ※WE RECOMMEND BONDING THE CABLE AND CONNECTOR TO PROTECT THE CABLE.



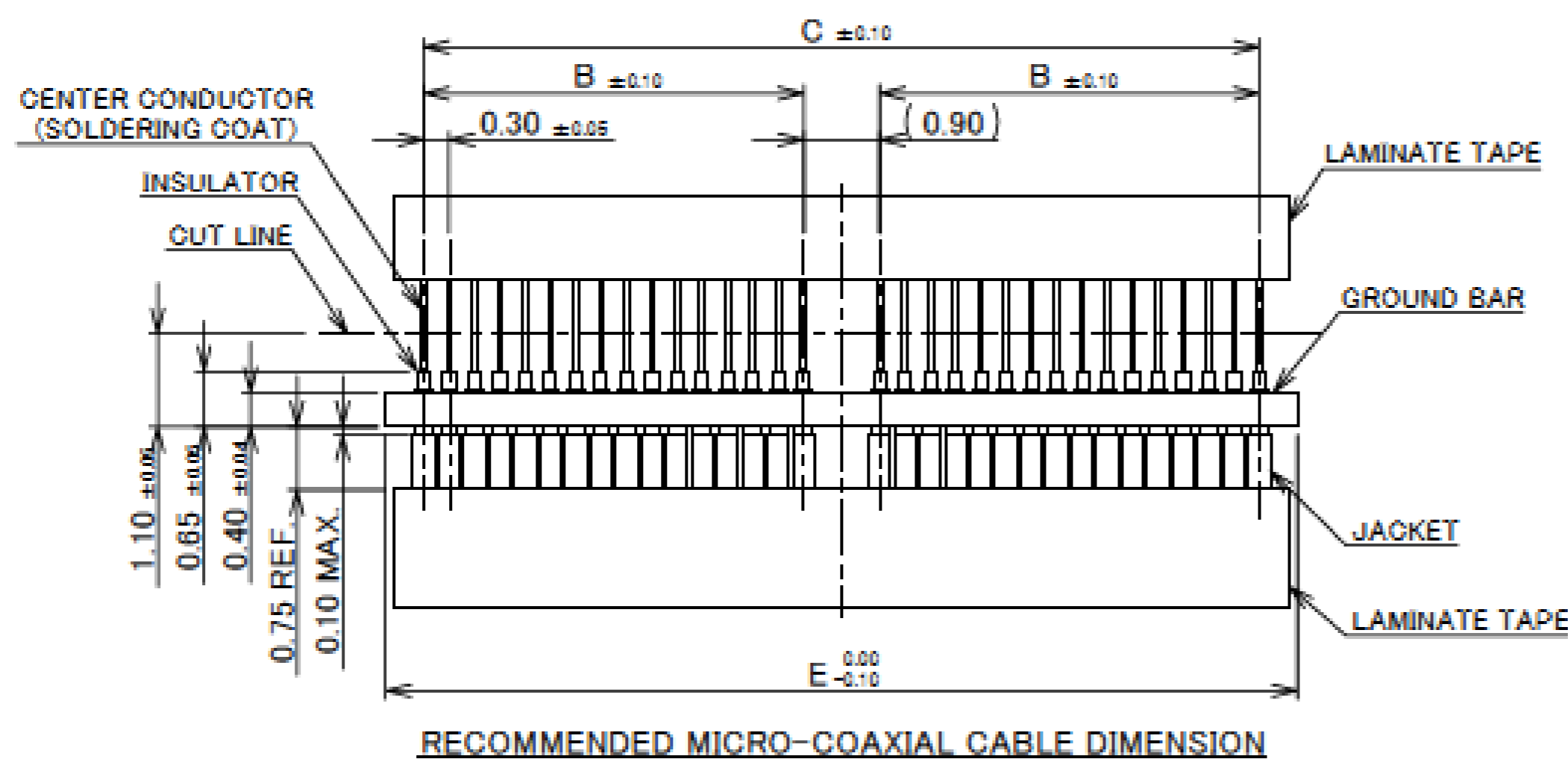
NO.	DISCRIPTION	MATERIAL	FINISH , REMARKS
4	METAL COVER	STAINLESS STEEL	P/N 20496-0**-30: Au 0.05 μm MIN. OVER Ni 1.00 μm MIN. P/N 20496-0**-40: Sn 1.00 μm MIN. OVER Ni 1.00 μm MIN.
3	SHELL	PHOSPHOR BRONZE	Ni 1.00 μm MIN.
2	CONTACT	PHOSPHOR BRONZE	Au 0.10 μm MIN. OVER Ni 1.00 μm MIN.
1	HOUSING	LCP	UL94V-0, BLACK

PART No.	POS.	B	C	E
20496-026-#0	26	3.6	8.1	9.0
20496-032-#0	32	4.5	9.9	10.8
◆ 20496-034-#0	34	4.8	10.5	11.4
20496-040-#0	40	5.7	12.3	13.2
20496-050-#0	50	7.2	15.3	16.2

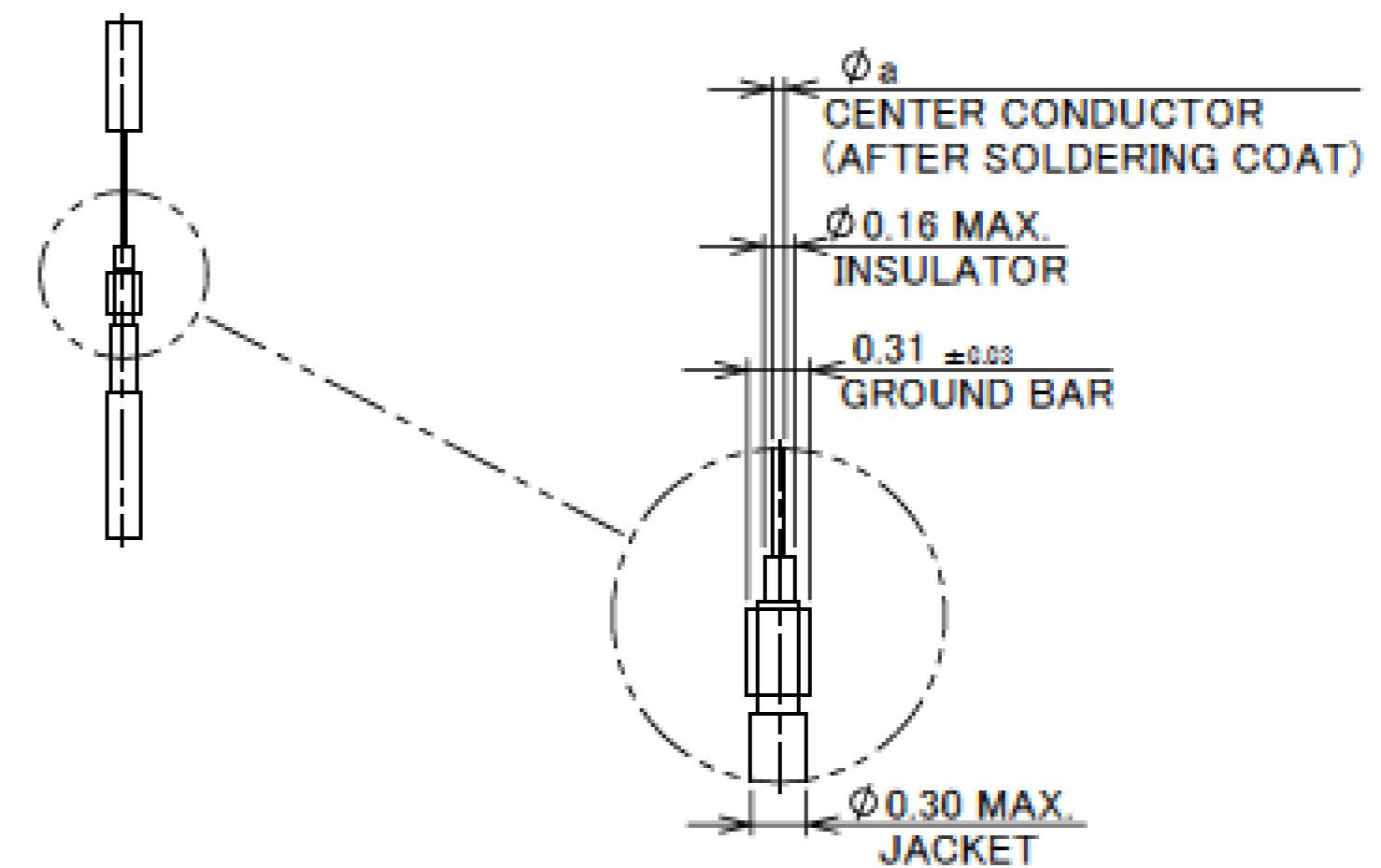
◆ MARK MEANS NOT AVAILABLE

MICRO-COAXIAL CABLE DIMENSION

	a
#42	∅ 0.075
#44	∅ 0.063
#46	∅ 0.048



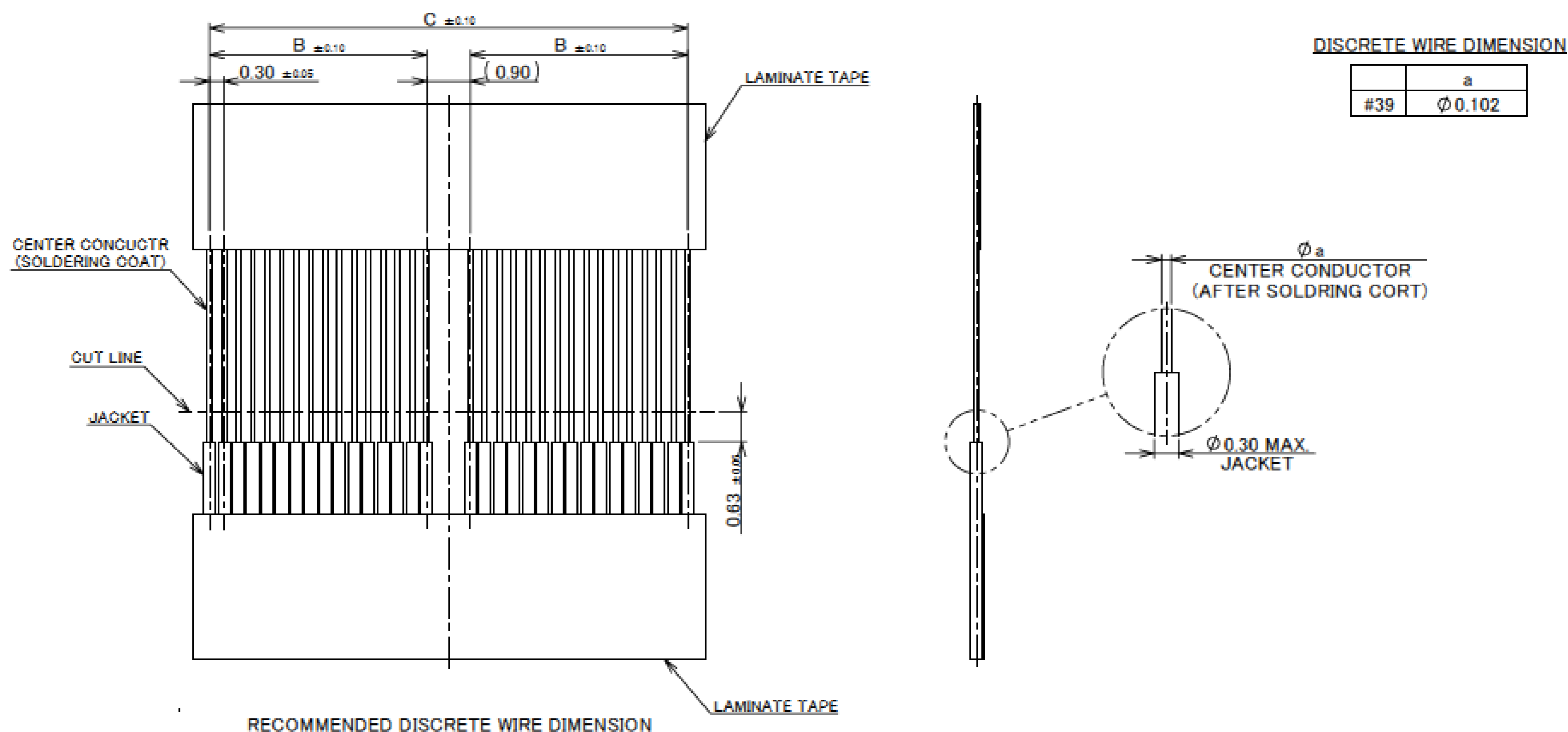
RECOMMENDED MICRO-COAXIAL CABLE DIMENSION



Plug for Cable Assembly

	PART No.	POS.	B	C
	20496-026-#0	26	3.6	8.1
	20496-032-#0	32	4.5	9.9
◆	20496-034-#0	34	4.8	10.5
	20496-040-#0	40	5.7	12.3
	20496-050-#0	50	7.2	15.3

◆MARK MEANS NOT AVAILABLE



Rev.17

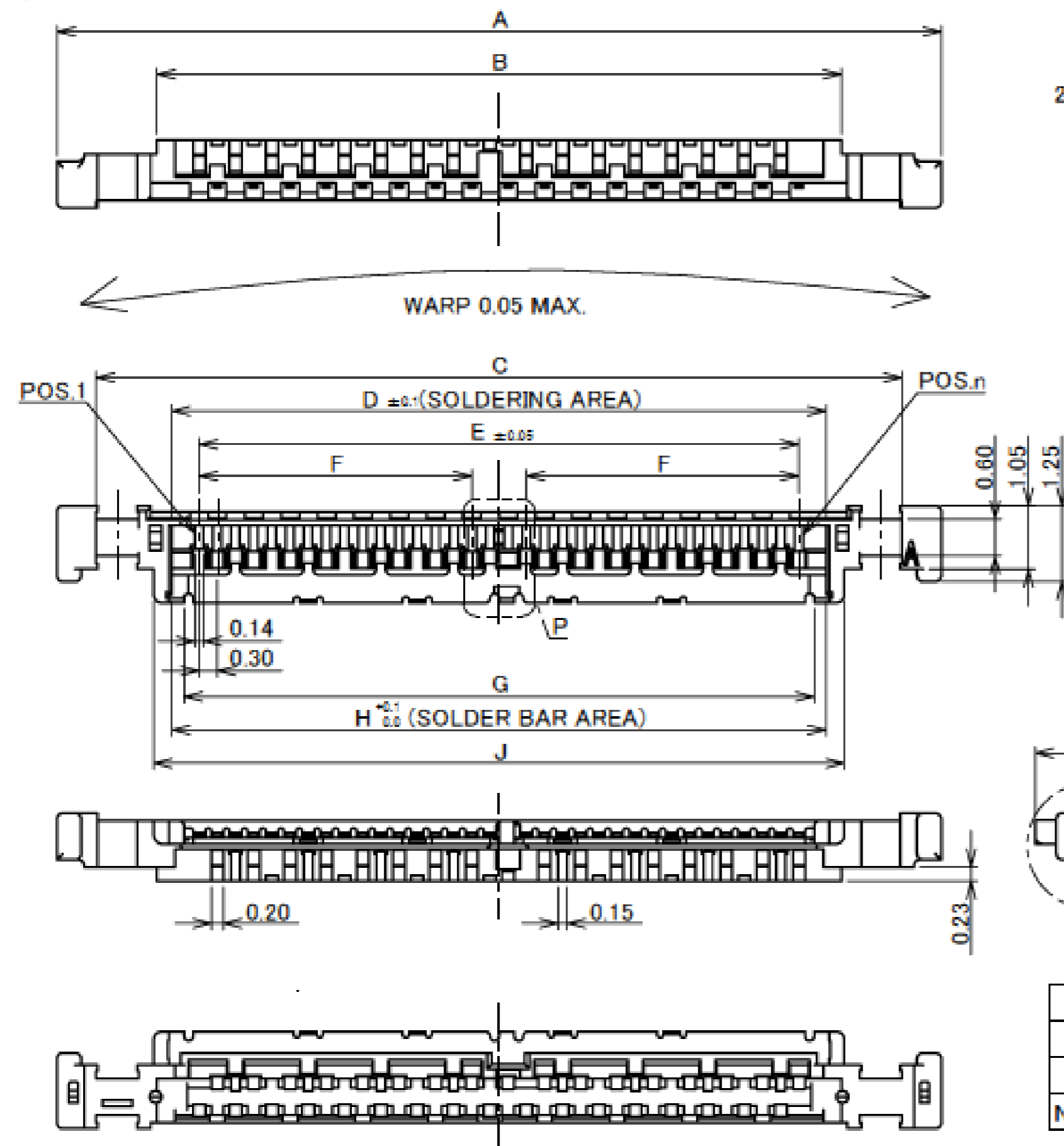
ITEMS	SPECIFICATION
APPLICABLE CABLE	MICRO-COAXIAL CABLE : AWG# 46 , 44 , 42 DISCRETE WIRE : AWG# 39
RATING VOLTAGE	50V AC (PER CONTACT PIN)
RATING AMPERAGE (FOR CONTACT)	0.50A AC/DC [AWG#39] (PER CONTACT PIN / UP TO 10 CONTACTS) 0.15A AC/DC [AWG#46] 0.19A AC/DC [AWG#44] 0.20A AC/DC [AWG#42]
OPERATING TEMPERATURE	233~358K(-40°C~+85°C)
OPERATING HUMIDITY	85% MAX.(NON-CONDENSING)
CONTACT RESISTANCE	INITIAL : 450mohm MAX.(AWG#39) 700mohm MAX.(AWG#42) 1080mohm MAX.(AWG#44) 1880mohm MAX.(AWG#46) AFTER TEST : \triangleleft 40mohm MAX.
GROUND CONTACT RESISTANCE	INITIAL : 100mohm MAX. / AFTER TEST : \triangleleft 40mohm MAX.
INSULATION RESISTANCE	INITIAL : 100Mohm MIN. / AFTER TEST : 100Mohm MIN.
DIELECTRIC WITHSTANDING VOLTAGE	AC100V 1min
DURABILITY	20 CYCLES
MATING FORCE (INITIAL / 20 CYCLES)	26P : 28.0N MAX. 32P : 34.5N MAX. 40P : 40.0N MAX. 50P : 50.0N MAX.
UNMATING FORCE (INITIAL / 20 CYCLES)	26P : 3.0N MIN. 32P : 3.0N MIN. 40P : 3.0N MIN. 50P : 3.0N MIN.
CABLE RETENTION FORCE	15.0N MIN. (AWG# 44)
PRODUCT SPECIFICATION	PRS-1469
TEST REPORT	TR-09032
INSTRUCTION MANUAL	HIM-09006
ASSEMBLY MANUAL	ASM-09004
APPEARANCE CRITERIA No.	QLS-A***

Rev.17

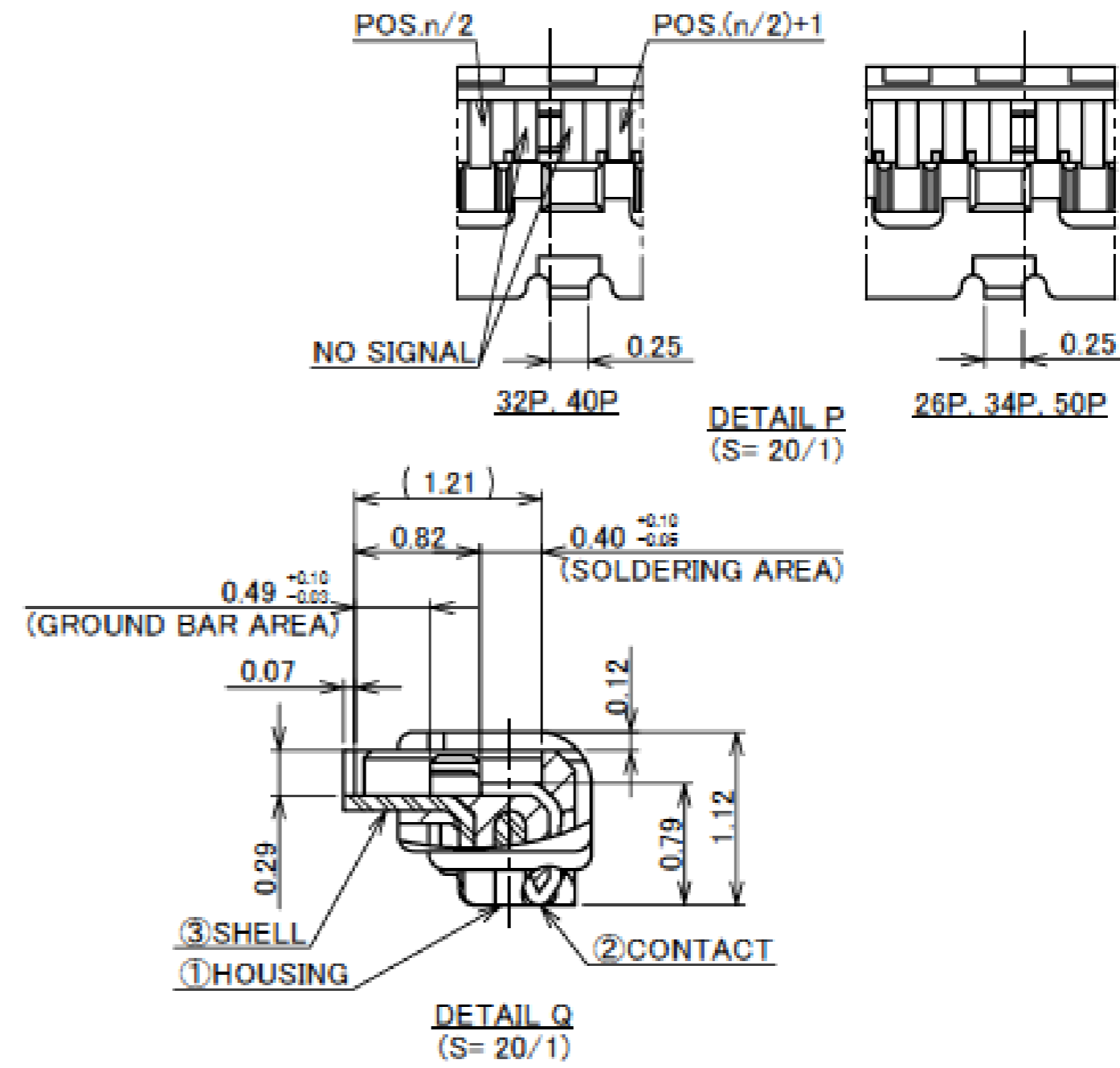
Plug Housing Assembly

Recommended P/N		20497-0**T-30									
PART No.	POS.	A	B	C	D	E	F	G	H	J	
20497-026T-30	26	12.8	9.5	11.5	9.0	8.1	3.6	8.6	9.0	9.6	
20497-032T-30	32	14.6	11.3	13.3	10.8	9.9	4.5	10.4	10.8	11.4	
◆ 20497-034T-30	34	15.2	11.9	13.9	11.4	10.5	4.8	11.0	11.4	12.0	
20497-040T-30	40	17.0	13.7	15.7	13.2	12.3	5.7	12.8	13.2	13.8	
20497-050T-30	50	20.0	16.7	18.7	16.2	15.3	7.2	15.8	16.2	16.8	

◆ MARK MEANS NOT AVAILABLE.



PART COMBINATION TABLE		
PLUG CABLE ASS'Y	PLUG HOUSING ASS'Y	METAL COVER
20496-0**-30	20497-0**T-30	2679-0**-00
20496-0**-40		2679-0**-10



NO.	DISCRIPTION	MATERIAL	FINISH , REMARKS
3	SHELL	PHOSPHOR BRONZE	Ni 1.00 μm MIN.
2	CONTACT	PHOSPHOR BRONZE	Au 0.1 μm MIN. OVER Ni 1.00 μm MIN.
1	HOUSING	LCP	UL94V-0, BLACK

NOTES

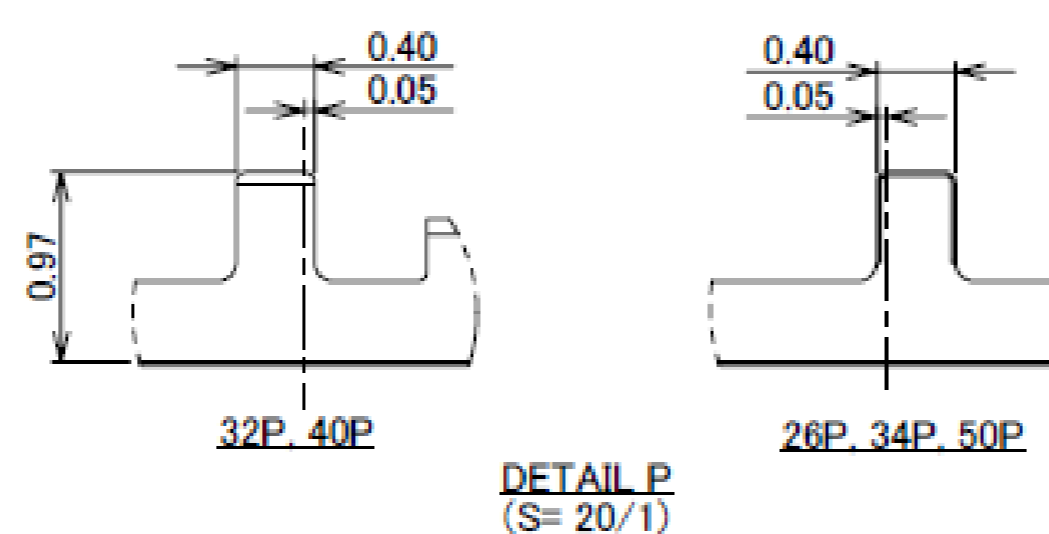
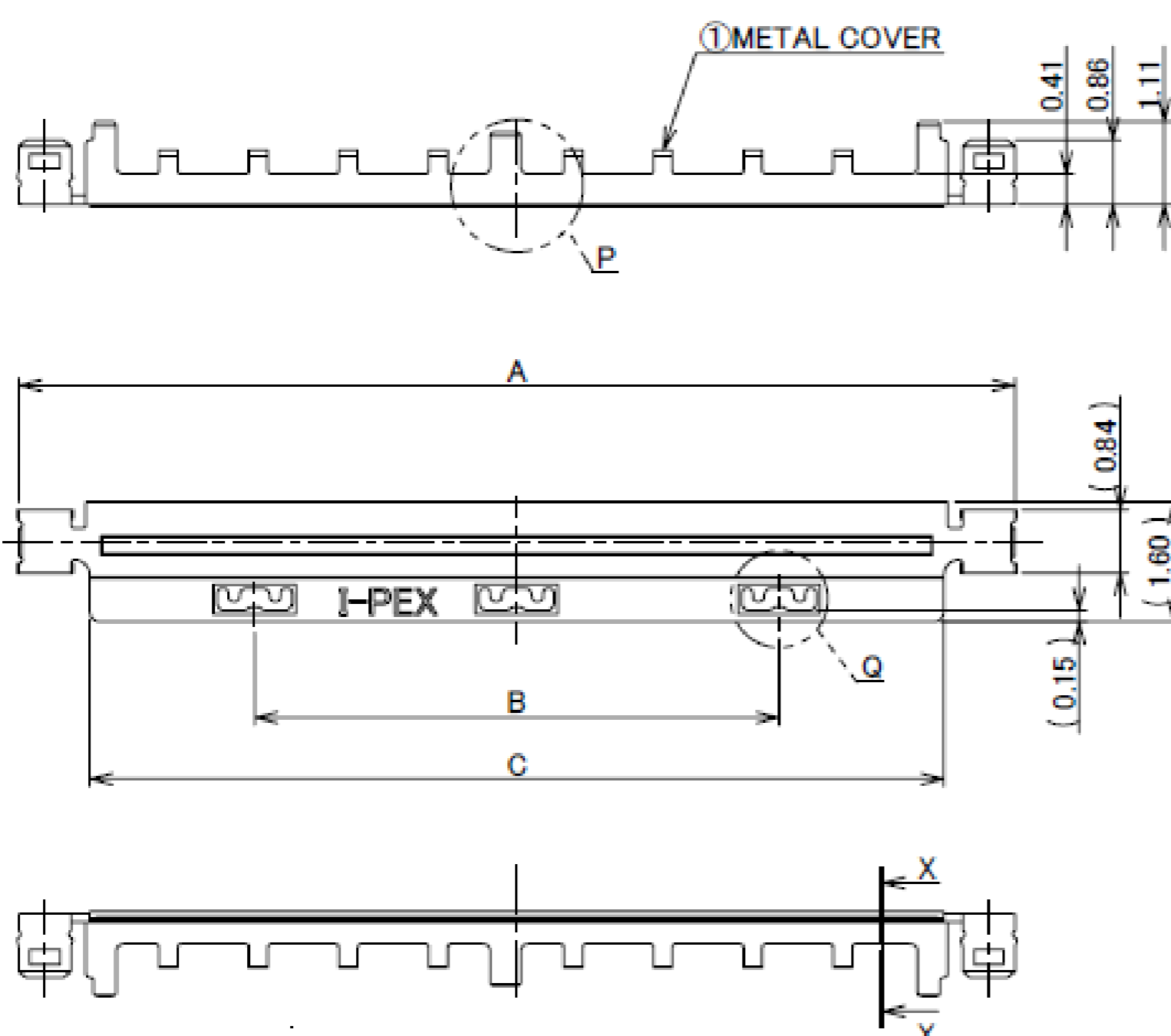
- THIS PART IS ASSEMBLED METAL COVER (P/N 2679-0**-#0) AFTER SOLDERED THE COAXIAL CABLE, AND IT BECOMES P/N 20496-0**-#0.
- PRODUCT SPECIFICATION : DOCUMENT No. PRS-1469
ASSEMBLY MANUAL : DOCUMENT No. ASM-09004

Rev.13

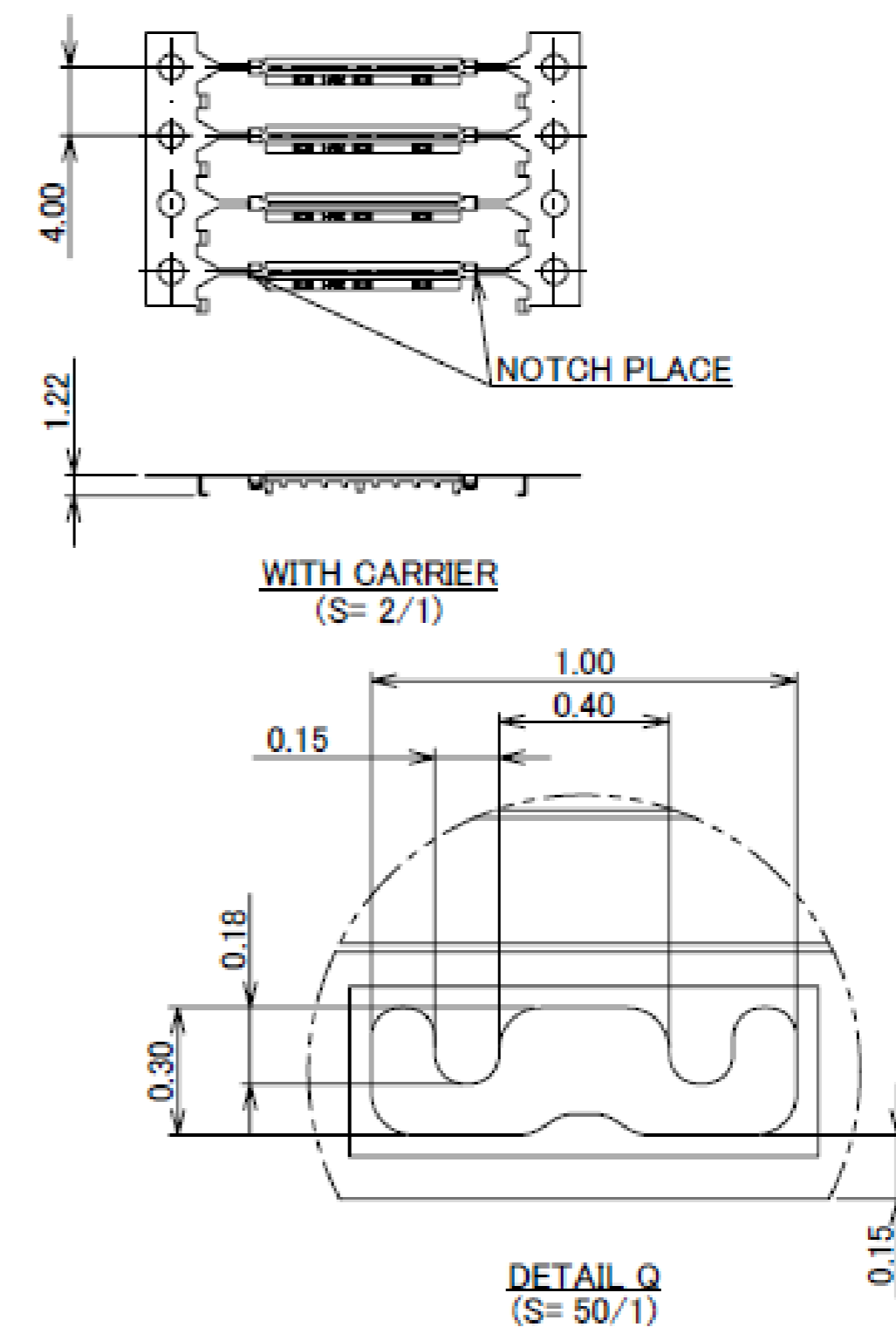

Plug Metal Cover

Recommended P/N		2679-0**-10		
PART NO.	POS.	A	B	C
2679-026-#0	26	11.5	6.0	9.6
2679-032-#0	32	13.3	7.0	11.4
◆ 2679-034-#0	34	13.9	8.0	12.0
2679-040-#0	40	15.7	40	13.8
2679-050-#0	50	18.7	12.0	16.8

◆ MARK MEANS NOT AVAILABLE.



2679-0**-#0
0: METAL COVER Au PLATING
1: METAL COVER Sn PLATING
Pos.



NO.	DISCRIPTION	MATERIAL	FINISH , REMARKS
1	METAL COVER	STAINLESS STEEL	t=0.12 P/N 2679-0**-00: Au 0.05 μm MIN. OVER Ni 1.00 μm MIN. P/N 2679-0**-10: Sn 1.00 μm MIN. OVER Ni 1.00 μm MIN.

NOTES

- APPLICABLE PLUG HOUSING ASS'Y
P/N 20497-0**T-30
- PRODUCT SPECIFICATION : DOCUMENT No. PRS-1469
ASSEMBLY MANUAL : DOCUMENT No. ASM-09004

Rev.8

Receptacle Assembly

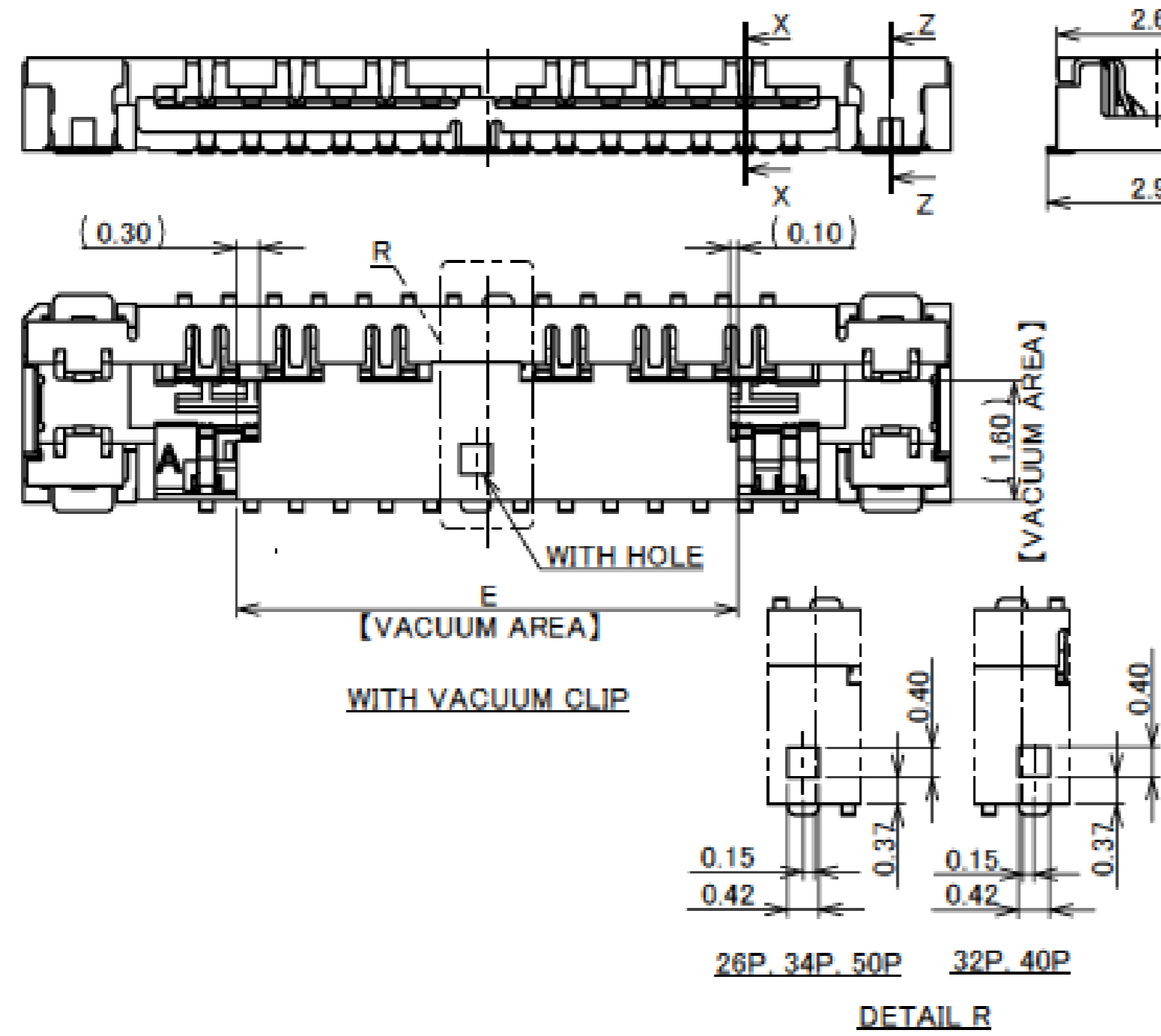
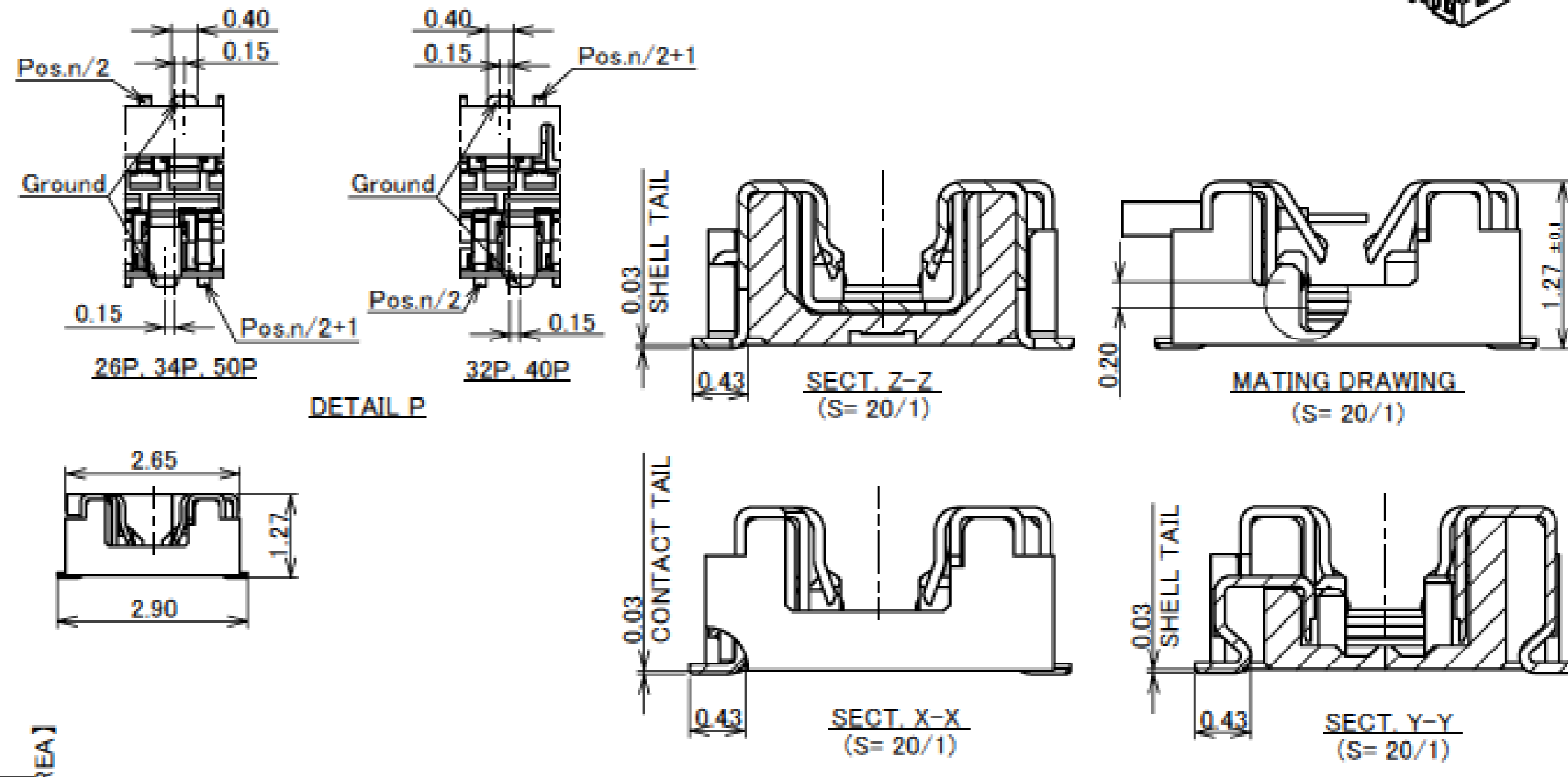
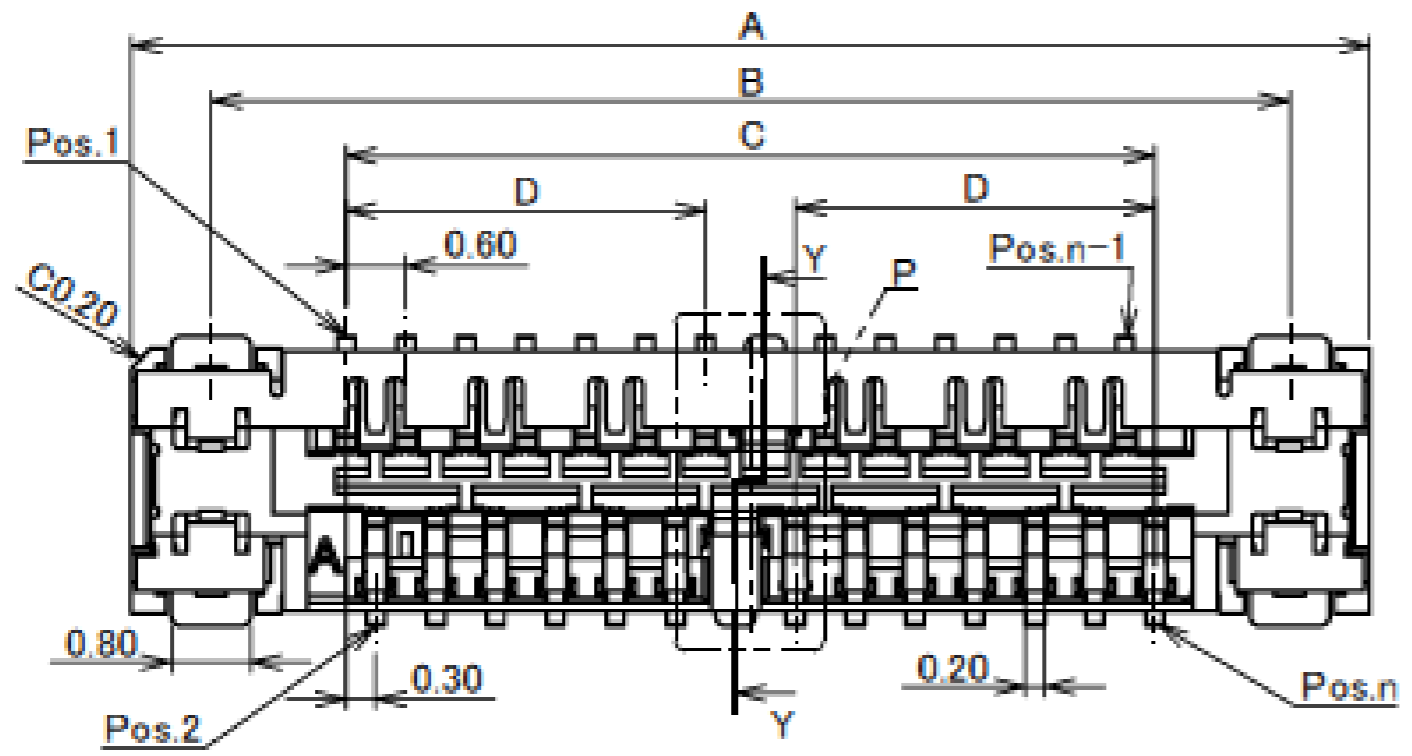
Recommended P/N	20498-0**E-41					
PART No.	Pos.	A	B	C	D	E
20498-026E-##	26	12.4	10.8	8.1	3.6	6.7
20498-032E-##	32	14.2	12.6	9.9	4.5	10.9
◆ 20498-034E-##	34	14.8	13.2	10.5	4.8	11.5
20498-040E-##	40	16.6	15.0	12.3	5.7	10.9
20498-050E-##	50	19.6	18.0	15.3	7.2	11.5

◆ MARK MEANS NOT AVAILABLE

20498-0**E-##
 0: WITHOUT VACUUM CLIP
 1: WITH VACUUM CLIP
 3: SHELL Au PLATING
 4: SHELL Sn PLATING
 Pos.



PART COMBINATION TABLE	
RECEPTACLE ASSEMBLY	PLUG CABLE ASSEMBLY
20498-0**E-3#	20496-0**--30
20498-0**E-4#	20496-0**--40

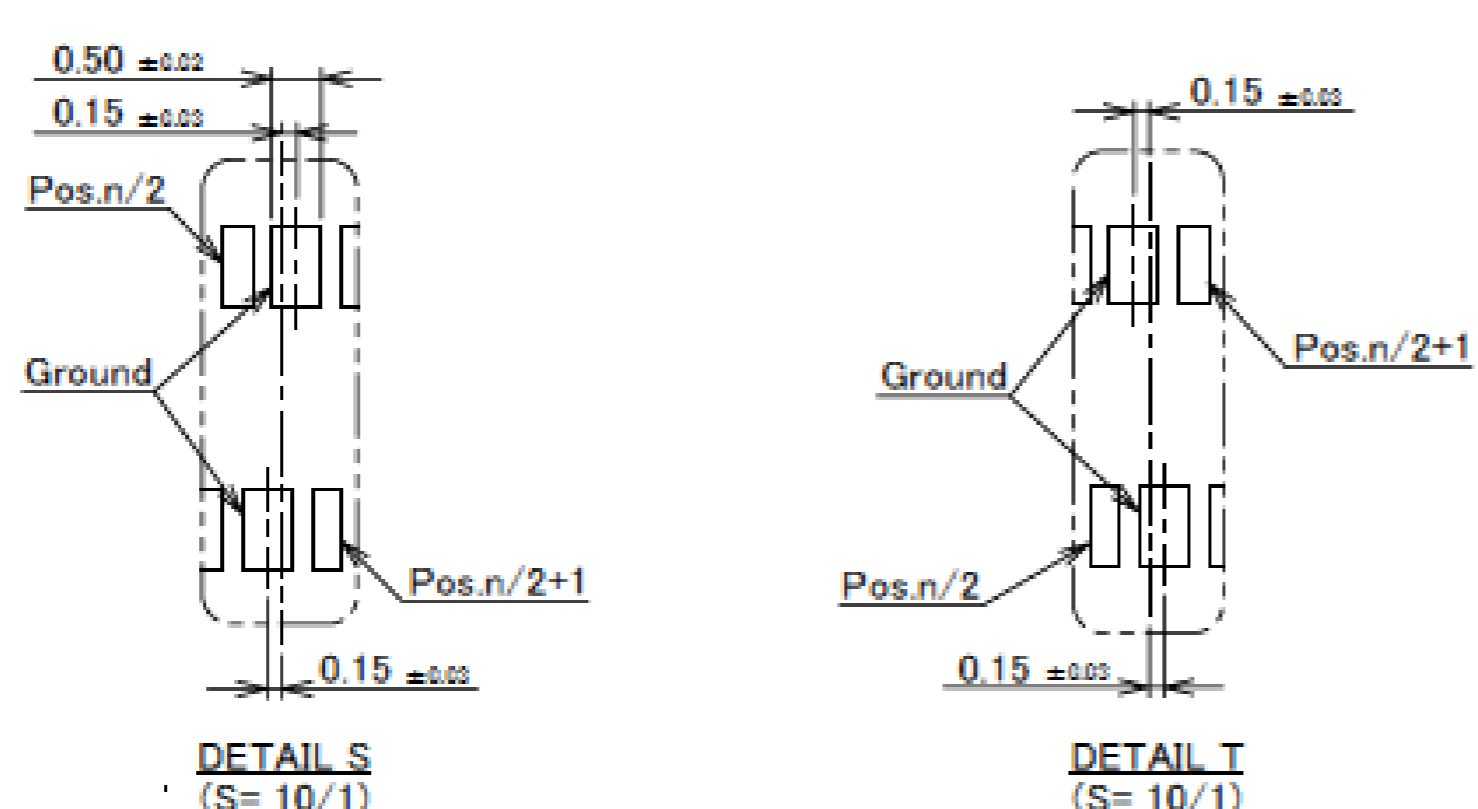
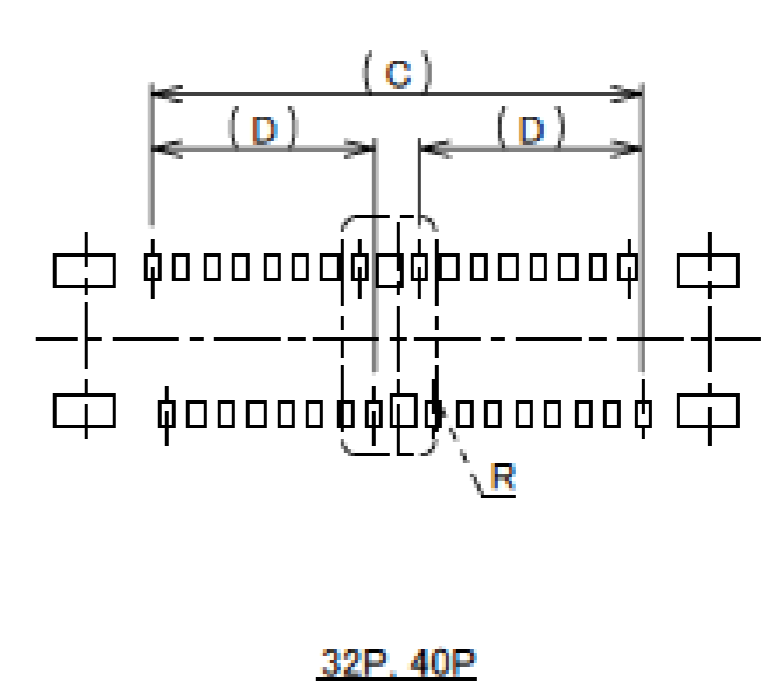
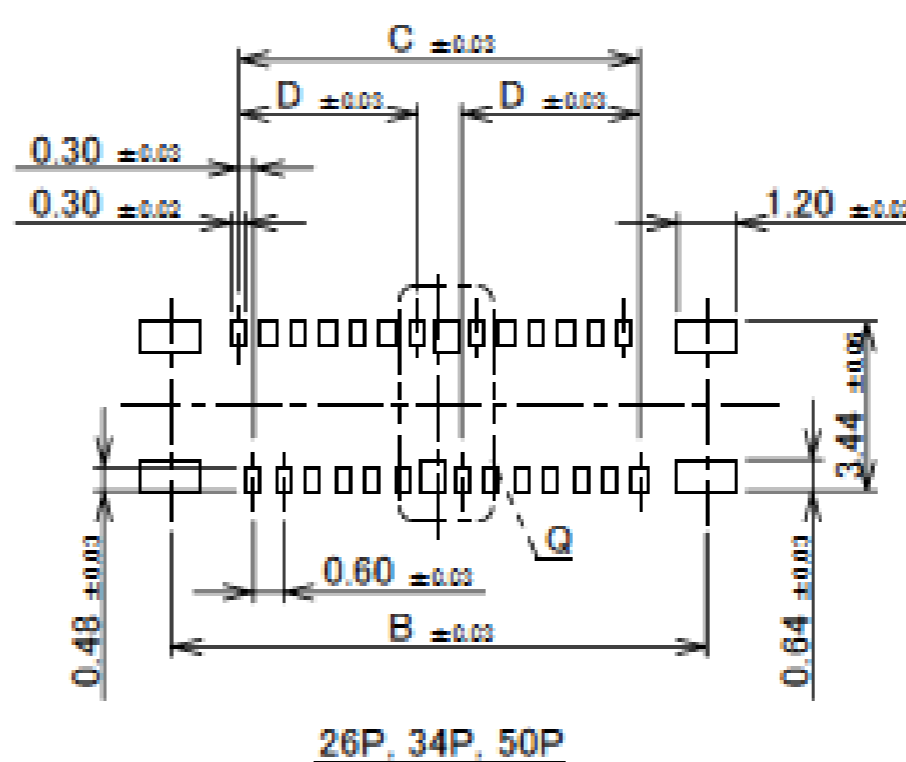
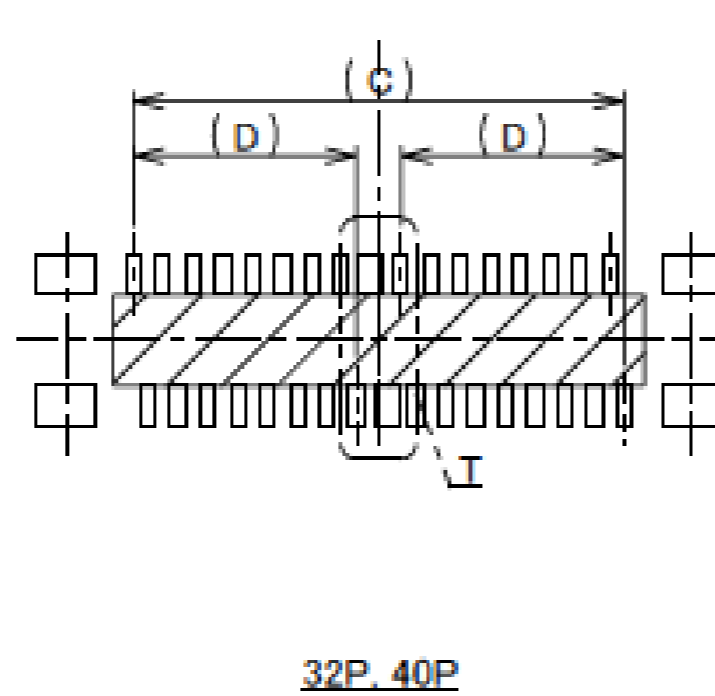
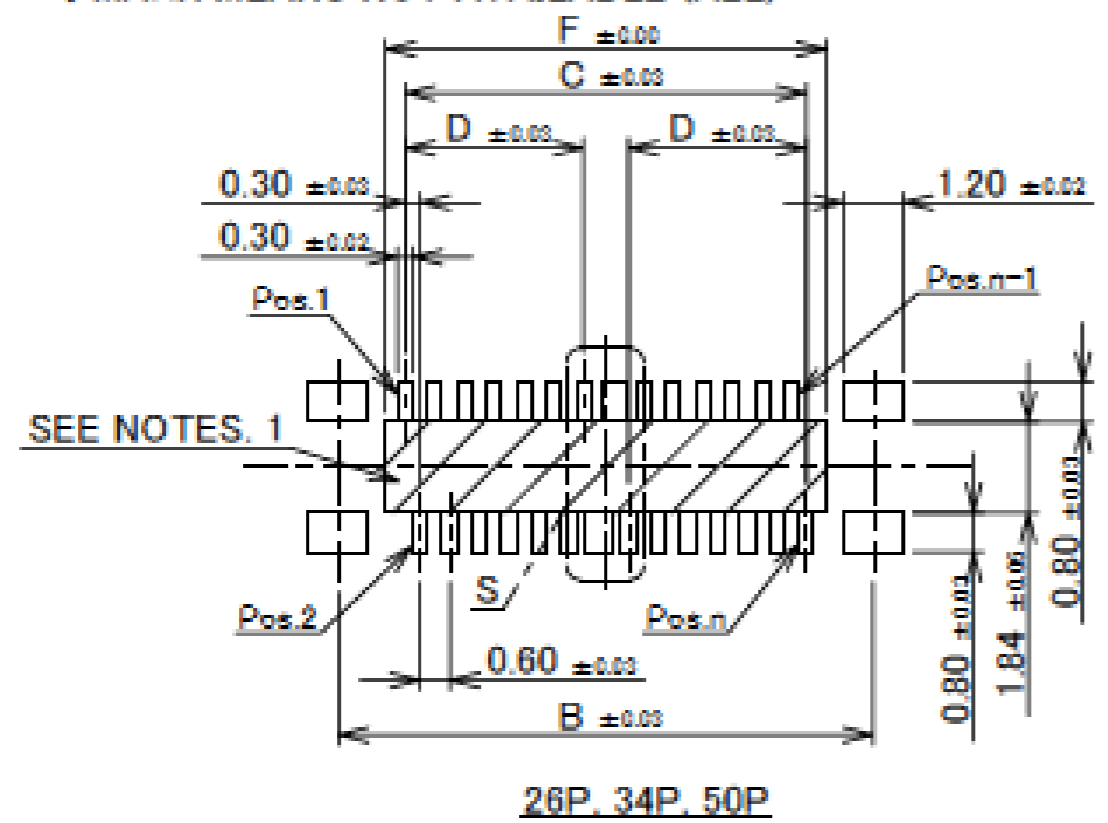


NO.	DISCRIPTION	MATERIAL	FINISH, REMARKS
4	VACUUM CLIP	LCP	UL94V-0
3	SHELL	PHOSPHOR BROMZE	P/N 20498-0**E-3#: Au 0.02 μm MIN. OVER Ni 1.00 μm MIN. P/N 20498-0**E-4#: Sn 2.00 μm MIN. OVER Ni 1.00 μm MIN.
2	CONTACT	PHOSPHOR BRONZE	ALL OVER: Ni 1.00 μm MIN. CONTACT AREA: Au 0.1 μm MIN. SOLDERING AREA: Au 0.05 μm MIN.
1	HOUSING	LCP	UL94V-0

Rev.19

PART No.	Pos.	A	B	C	D	F
20498-026E-##	26	12.4	10.8	8.1	3.6	8.9
20498-032E-##	32	14.2	12.6	9.9	4.5	10.7
◆ 20498-034E-##	34	14.8	13.2	10.5	4.8	11.3
20498-040E-##	40	16.6	15.0	12.3	5.7	13.1
20498-050E-##	50	19.6	18.0	15.3	7.2	16.1

◆ MARK MEANS NOT AVAILABLE (ALL)



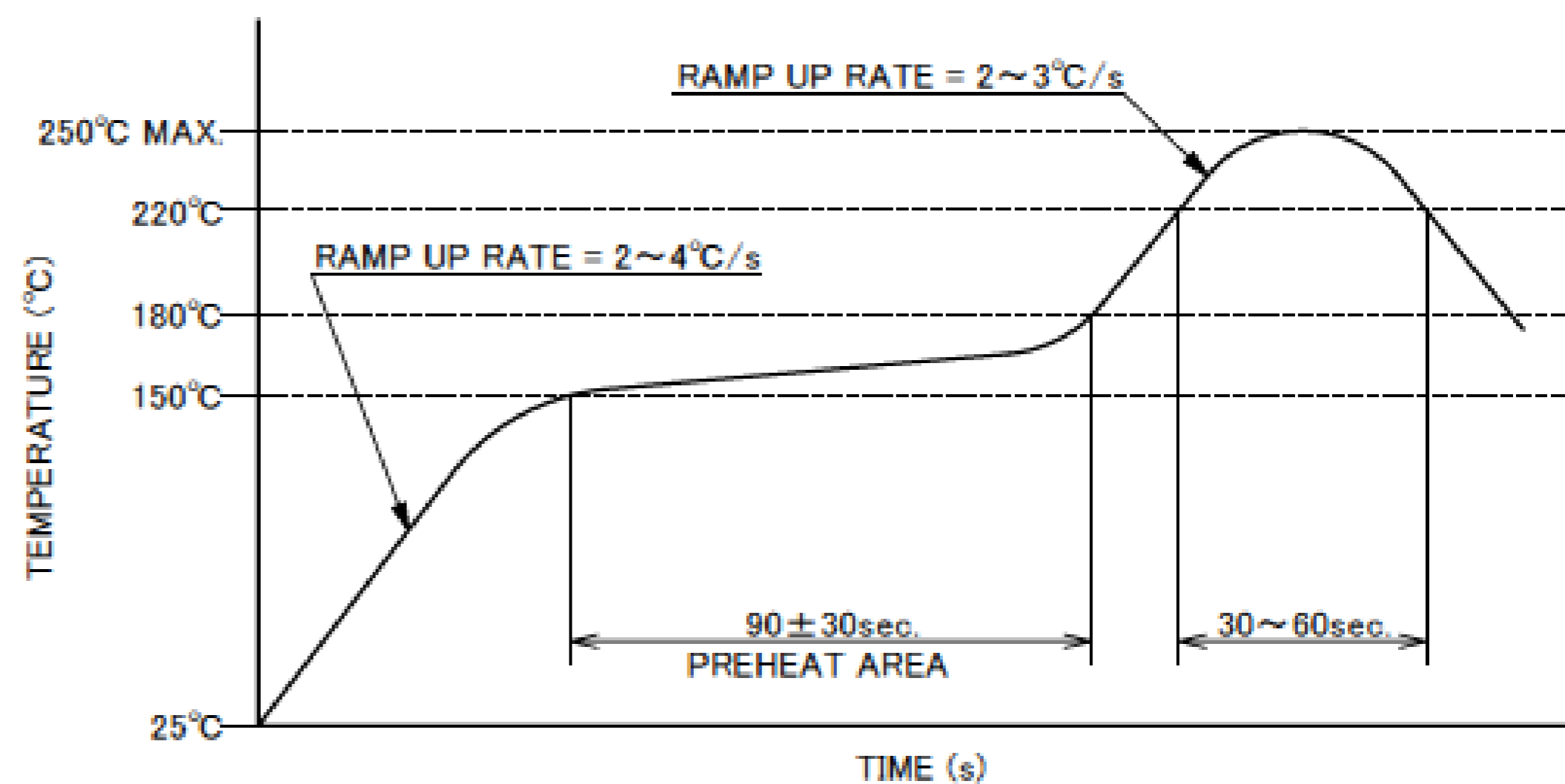
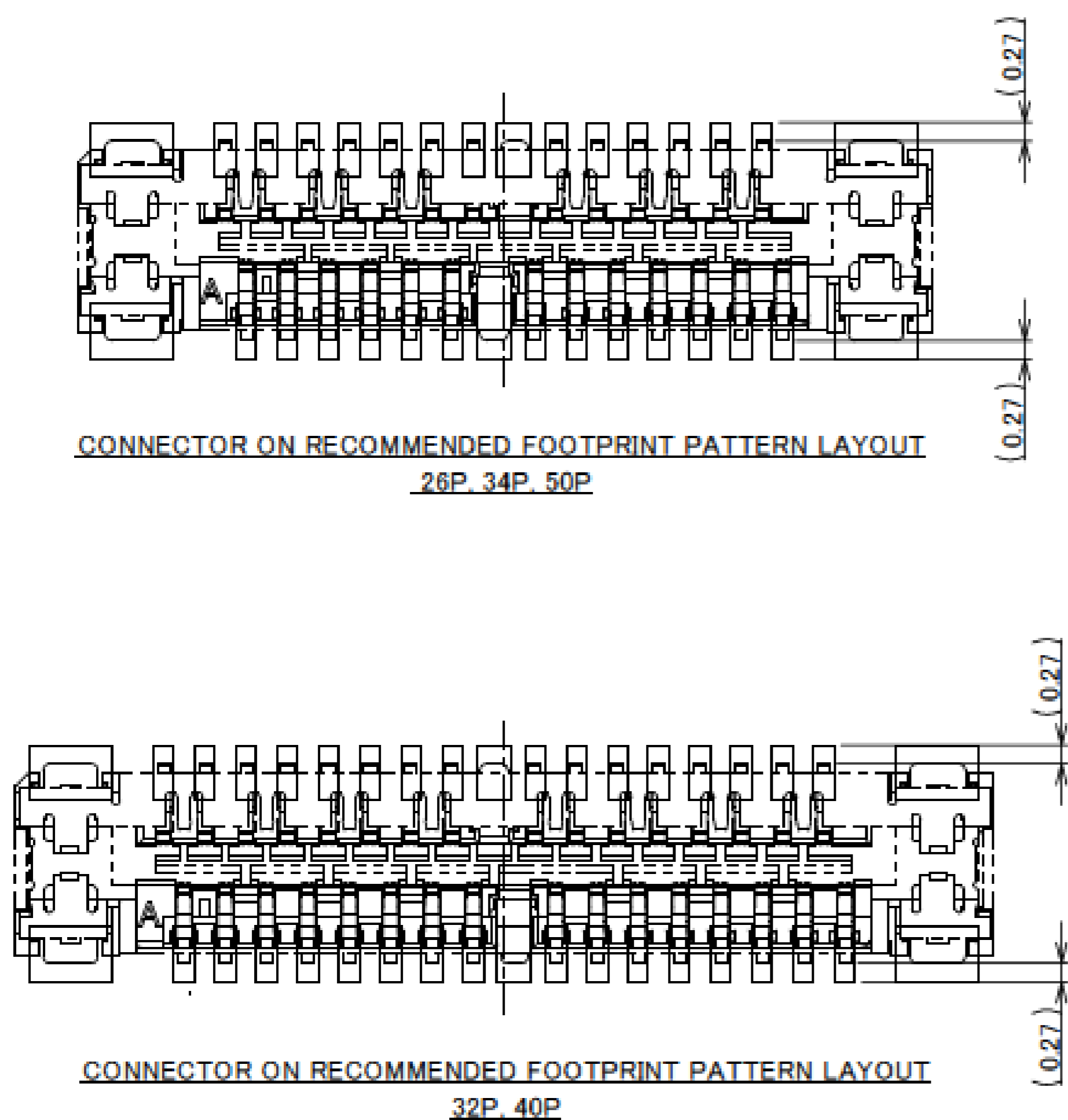
RECOMMENDED FOOTPRINT PATTERN LAYOUT

RECOMMENDED FOOTPRINT METAL MASK LAYOUT
 METAL MASK THICKNESS : t=0.12 μm

NOTES.
 1. SOLDER RESIST MUST BE APPLIED TO THIS AREA

Rev.19

Receptacle Assembly



REFLOW TEMPERATURE PROFILE
SENJU METAL INDUSTRY CO., LTD. : M705-SHF(Sn96.5 Ag3.0 Cu0.5)

Rev.19

ITEMS	SPECIFICATION
APPLICABLE CABLE	MICRO-COAXIAL CABLE : AWG# 46 , 44 , 42 DISCRETE WIRE : AWG# 39
RATING VOLTAGE	50V AC (PER CONTACT PIN)
RATING AMPERAGE (FOR CONTACT)	0.50A AC/DC [AWG#39] (PER CONTACT PIN / UP TO 10 CONTACTS) 0.20A AC/DC [AWG#42] 0.19A AC/DC [AWG#44] 0.15A AC/DC [AWG#46] ※ TESTING BY A REAL MACHINE IS RECOMMENDED BECAUSE TEMPERATURE RISE MAY AFFECTED BY ACTUAL SITUATION
OPERATING TEMPERATURE	233~358K(-40°C~+85°C)
OPERATING HUMIDITY	85% MAX.(NON-CONDENSING)
CONTACT RESISTANCE	INITIAL : 450mohm MAX.(AWG#39) 700mohm MAX.(AWG#42) 1080mohm MAX.(AWG#44) 1880mohm MAX.(AWG#46) AFTER TEST : \triangle40mohm MAX.
GROUND CONTACT RESISTANCE	INITIAL : 100mohm MAX. / AFTER TEST : \triangle40mohm MAX.
INSULATION RESISTANCE	INITIAL : 100Mohm MIN. / AFTER TEST : 100Mohm MIN.
DIELECTRIC WITHSTANDING VOLTAGE	AC100V 1min
DURABILITY	20 CYCLES
MATING FORCE (INITIAL / 20 CYCLES)	26P : 28.0N MAX. 32P : 34.5N MAX. 40P : 40.0N MAX. 50P : 50.0N MAX.
UNMATING FORCE (INITIAL / 20 CYCLES)	26P : 3.0N MIN. 32P : 3.0N MIN. 40P : 3.0N MIN. 50P : 3.0N MIN.
COPLANARITY	0.10MAX
CABLE RETENTION FORCE	15.0N MIN. (AWG# 44)
PRODUCT SPECIFICATION	PRS-1469
TEST REPORT	TR-09032
PACKING STANDARD	300-697
INSTRUCTION MANUAL	HIM-09006
ASSEMBLY MANUAL	ASM-09004
APPEARANCE CRITERIA No.	QLS-A***

Rev.19


Custom Connectors Available

 RF Connector

MHF® series



CABLINÉ® series
Micro-coaxial/Twinax/
Discrete Wire Connector



Optical Module


LIGHTPASS® series



NOVASTACK® series



Board-to-Board Connector



Power Connector/
Terminal

AP series

ISH® series



MINIFLEX® series

EVAFLEX® series



FPC FFC Connector




Inquiry



MINIDOCK® series



I/O Connector



I-PEX, MHF, CABLINE, LIGHTPASS, NOVASTACK, ISH, IARPB, MINIFLEX, EVAFLEX, MINIDOCKS and ZenShield are registered trademarks of I-PEX Inc. Please note that the contents in the catalog might be changed without prior notification. I-PEX Inc. assumes no responsibility for any inaccuracies or obligation to update information on these documents. Please be sure to read and understand the latest "Precautions for Use" and "Instruction Manual" before you use our products. We shall not be responsible for any defects, damages or troubles in case you use our products without following the precautions for use. Please feel free to contact our sales representatives when you use our products for any applications that require very high reliability and safety, or that relate to human life (ex. nuclear power control, aerospace, transportation, medical equipment, safety equipment etc.).

Contact your sales representative or more detailed information.

www.i-pex.com



I-PEX

© I-PEX Inc. 2024
All rights reserved